

# ***ROCKIE MOUNTAIN SADDLE CLUB***



## ***2020 RULES***

06/2020

# ***GENERAL INFORMATION AND SHOW PREMIUM***

# Welcome to Rockie Mountain Saddle Club

*The Rockie Mountain Saddle Club (RMSC) is dedicated to providing fun, affordable learning experiences for individuals and families with horses by promoting family oriented horse shows and gymkhanas in Northern Colorado.*

*We strive to:*

- *Allow contestants to experience the pride and responsibility of owning a horse or pony;*
- *To encourage correct equestrian skills and provide an opportunity for continued education through “hands on” experience;*
- *Develop leadership, initiative, self-reliance & fairness, among contestants while encouraging high moral character and clean living among individuals and families;*
- *Develop the spirit of fair competition and an appreciation of good sportsmanship;*
- *Protect the health and welfare of contestants in competition, and;*
- *Establish an award system whereby RMSC membership high point champions are named and awarded at the end of each year.*

*RMSC encourages participation and direct involvement by each individual participating in shows and events (youth & adult), as well as their family. If there is anything we can do to make your experience(s) with the club more fulfilling, please let us know. We welcome your comments and questions. After all, this is your club. We are here to assist you as we look forward to another fun filled year together. See you at the arena!*

*Let's RIDE!*

*Your RMSC Board of Directors*

**Table of Contents**

Location/Facilities	1
Show & Ground Rules	3
Additional Gymkhana Rules	7
Entries & Fees/RMSC Membership	7
Show Awards	7
Year End Awards & Service Hours/Year End Awards Banquet	8
Class List	9
Dress Code (English, Western, Gymkhana)/Dispute Protocol	11
Disputes/Protests/Grievances	11
Class Descriptions	12
Board Meeting Schedule	19
Board Member Contact Information	19

**Location**

Rockie Mountain Saddle Club (RMSC) Horse Shows and Gymkhana Events will be held at Stable Foundations, 4820 East County Road 60. Wellington, CO.



**Water**

Running water is available on show grounds.

**Concessions**

Concessions will be available on show by show basis. Check Facebook or our website for info.

**Restroom Facilities**

Two Port-O-Let facilities are located near the Show Office; one is handicapped accessible.

# Arena Guidelines

- Park only in designated areas.
- Please help keep the arena grounds clean. Place all trash in cans.
- Please remove any excess hay your horses may spread on the ground.
- No smoking on the grounds.
- No dogs allowed on the grounds.
- Helmets required for all riders aged 17 and under when mounted.



**Thank you for you cooperation**

### Show & Ground Rules

- 1) The Board of Directors establishes the rules for all Rockie Mountain Saddle Club (RMSC) events. Rules established by the Board take precedence over any and all other rules.
- 2) In the absence of a specific RMSC rule, the most current 4-H Rule Book shall be used. In the event that an issue arises which is not covered by either of these, the issue shall be ruled on by a quorum of the RMSC Board of Directors.
- 3) In consideration for being allowed to enter upon said premises, or to participate in club activities, I/we agree to release, hold harmless and indemnify the RMSC and Stable Foundations in its entirety, including but not limited to its owners, board of directors, officers, managers, agents and employees for any loss or damage including any that results from claims for personal injury, death or property damage related to the use of or occurring on said premises for any purpose whatsoever, or from participation in club activities.
- 4) All contestants must complete an entry form and sign a RMSC release and a Stable Foundations waiver prior to participation in RMSC events/shows.
- 5) **All contestants must provide proof of a negative Coggins test within the last 12 months.**
- 6) Entries are open to the public. RMSC membership is not required to compete in individual classes; however, membership is required and must be paid in advance of participation for contestants to be eligible for year-end awards.
- 7) Entry fees are \$5.00 per class for Members and \$10 per class for Non-Members. An office fee of \$5.00 will be charged per exhibitor per show. Entry fees are due the day of the show. Exhibition runs will be charged \$5.00 for members and \$10.00 for non-members per class.
- 8) Entries for each class will be accepted up until the first contestant enters the arena, with the exception of barrel entries, which will close 15 min before gymkhana start.
- 9) When a show is cancelled while a discipline is in process, in order to be eligible to make up classes cancelled for that discipline, entries must be paid for the day of the show cancellation.
- 10) For Age Divisions Classes for Gymkhana - A contestant's age on January 1<sup>st</sup> of the current year determines the age division in which the contestant will compete.
  - a. Lead Line (any age)
  - b. 6 and Under
  - c. 7 – 10 years of age
  - d. 11 – 13 years of age
  - e. 14 – 18 years of age
  - f. 19 and Over
- 11) For Levels Divisions in English and Western. Any age rider is allowed in any level. Riders are encouraged to show at the level of their ability.

alk-Trot Level. This level is for riders who do not canter or do not yet have confidence/experience to canter in a show. Examples of patterns that judge may ask for include: pick up reins, back, walk and/or

trot/jog circles, figure 8 at trot/jog showing change of diagonals (English only), halt/stop from walk or from trot/jog through the walk.

Level I. This level is for riders who have started to canter and feel comfortable trying the canter in a show. Examples of patterns judge may ask for include: any of the Walk-Trot patterns, canter/lope circles, figure 8 at canter/lope with simple change of lead, canter/lope to a balanced halt/stop.

Level II. This level is for riders who feel comfortable cantering in a show and are ready for more of a challenge than Level I offers. Examples of patterns that judge may ask for include: any Walk-Trot/Level I patterns, turn on the forehand or hindquarter 90 or 180 degrees, work at collected/extended gaits, work without stirrups (equitation).

Level III/IV. This combined levels class is for more advanced riders. Examples of pattern tests that judge may ask for include: any Walk-Trot/Level I/II patterns, figure 8 at the canter/lope with simple or flying change of lead, leg yield/two-track either direction at walk or trot/jog, serpentines at trot/jog (with changes of diagonal in English) or canter/lope with simple or flying lead changes, side pass either direction, turn on forehand/hindquarter 360 degrees.

OTE: Lead Line classes for English and Western will be offered upon request by any one or more exhibitor(s). Lead Line English and Western classes will not count for daily or year-end high point awards.

- 11) Riders will be allowed to “ride up” to the next age/level division upon request.
  - a. When a contestant requests to ride up, they must specify at that time, in which age/level division they wish to compete for year-end awards.
  - b. Awards will only be given in one age/level division, and points will not be transferred from one division to the next.
  - c. Riders must compete in a minimum of 3 shows (in each discipline they wish to compete), in the age/level group they wish to compete, in order to qualify for year-end awards in that division.
- 12) Gymkhana Lead Line Division:
  - d. Lead Line riders can be any age.
  - e. Leaders must have lead line in hand at all times while in the competition arena – loose horses will be disqualified.
  - f. Leaders must complete the same pattern as the horse and must be at or behind the horse’s head when crossing the start/finish line. Failure to meet these requirements and/or double tripping the timer(s) will result in disqualification.
  - g. Leaders must check on their rider continually – safety first!
  - h. Lead Line points are not transferable - if competitors choose to ride both Lead Line and their appropriate age division at different shows throughout the season, points will stay in the division where they were acquired.

- i. Riders must choose either Lead Line or their age division for year-end awards if they choose to ride both divisions at different shows throughout the season. Awards will not be given for both.
  - j. Year end awards will be placed and awarded for the Lead Line division just as they are for all other divisions.
- 13) Any show class with fewer than 3 entries may be combined with the next level at the discretion of the show committee (with the exception of Walk-Trot). The group will work and be judged together, but exhibitors will be placed within their own division and points distributed accordingly.
  - 14) Year End and Daily High Point Awards will be given for each age division in Gymkhana, and each ability level for English and Western.
  - 15) Exhibition rides will be held at the end of the appropriate age division for \$5.00 for members and \$10.00 for non-members per class. Riders must have horses ready and at the gate the first time they are called or the exhibition ride and fees will be forfeited. No gate holds - no exceptions.
  - 16) Year End Award Points will begin to accrue when contestants have a completed Membership Application on file in the show office and Membership Dues are paid in full. Eligibility for Year End Awards also requires that members of RMSC ride in a minimum of 3 shows/events in the same discipline, and that required Service Hours have been completed volunteering at one or more RMSC events/shows prior to the end of the last show/event.
  - 17) Appropriate attire and tack are required for all classes. In lead line classes, leaders will be allowed to wear running shoes.
  - 18) **All riders 17 and under will be required to wear a helmet when mounted.** Usage of helmets is encouraged for all mounted riders and will not be discriminated against in any way. ASTM/SEI approved helmets are required for Hunter Hack classes.
  - 19) Inhumane treatment or abuse of any kind will not be tolerated on show grounds. Such treatment will result in immediate disqualification of the exhibitor and forfeiture of all points earned and fees paid during that show.
  - 20) Judges, Arena Directors/Officials and/or Board Members have the right to excuse any exhibitor who is unable to safely maintain control of a horse or whose actions are endangering other exhibitors and/or their horses. A judge may dismiss a rider from a class at any time, for any reason. If a rider is excused from the class, no points will be awarded to the rider for that class.
  - 21) No exhibitor or spectator shall approach a judge or arena director. Questions must be submitted to a Board Member before the class/event is over or no action will be taken. The Board Member will then direct the question to the judge and relay the judge's response to the exhibitor.
  - 22) Disputes/Protests/Grievances: If a rider and/or observer wish to contest/challenge a result, that person must present \$100 cash to a RMSC Board Member before the rider in question leaves the arena. If either of these conditions is not met, the challenge will not be heard and results will remain as stands. If both conditions are met and the Board of Directors determines that the person fronting the protest is correct, fees will be returned and the item(s) of contention will be corrected. If, however, the Board determines that the protest



was without cause, protest fees will be forfeited and decision(s) will remain as stands at the time of protest.

- 23) Entry fee refunds will not be given for any reason.
- 24) A \$30 fee will be assessed to all returned checks. The amount of the check plus return fees must be paid by cash or money order before further participation in RMSC events will be allowed.
- 25) Acts of discourtesy, dishonesty, fighting or disobedience towards any Show Committee Member, Judge, Ring Steward, Arena Director, Chairperson or Participant will not be tolerated. Exhibitors/spectators will be required to leave show grounds immediately. Entries and points for the current show will be forfeited.
- 26) No smoking anywhere on the show grounds.
- 27) Use of profanity is discouraged and may be grounds for expulsion at the Board of Directors discretion.
- 28) Unsportsmanlike conduct will not be tolerated. Exhibitors will be disqualified and dismissed from the ring/arena for the remainder of the class. If behavior persists, the offender will be dismissed for the remainder of the show. Entries and points for the day will be forfeited.
- 29) No unauthorized person(s) will be allowed in the ring at anytime during any class. Assistance to minors by a parent, guardian, or instructor will be allowed.
- 30) Bareback riding and riding double are not allowed on show grounds.
- 31) Boots or approved riding shoes are required at all times while mounted – no street shoes or tennis shoes.
- 32) All contestants must have their feet in correctly fitting stirrups. Over-the-horn type stirrups will be accepted for young riders.
- 33) Contestants with horses in poor condition or appearing unhealthy may be asked to remove them from the grounds immediately.
- 34) All patterns will be posted before 8:00 am the day of the show.
- 35) Each exhibitor may only ride one horse per class-for points. Exhibition rides may be allowed on additional horses with prior approval of Show Management.
- 35) Contestants will be given three calls over the loudspeaker. Any contestant who is not moving forward into the arena at that time will forfeit the opportunity to compete in that class and forfeit entry fees for that class. Exceptions will be at the discretion of the gate keeper.
- 36) Children/minors must be supervised by an adult at all times.
- 37) Dogs are not permitted on show grounds.
- 38) Stallions are not allowed to participate in RMSC events and are not permitted on show grounds.
- 39) Running, cantering/loping is allowed only in the warm-up area. One warning will be given. Another incident on the same day will result in the contestant being dismissed from the show for the day and all fees and points being forfeited.
- 40) Shows/Events may be cancelled due to poor arena footing at the discretion of the Arena Director(s). Please listen to K99 radio for show cancellation information.
- 41) Be Safe and Have Fun!

### **Additional Gymkhana Rules**

- 1) Reruns will be granted for failure of timing devices or timers, obstruction of the course determined by the judge, or breakage of arena equipment.
- 2) Ties within an age division will be broken by reruns at the end of the class.
- 3) At no time shall horses and riders be tied together, or a rider tied to the saddle in any manner.
- 4) Closed/roping reins, tie-downs, martingales, nosebands, bats, crops, and protective leg wraps/boots are acceptable.
- 5) Running starts are not allowed. During all runs, arena gates will be closed. Failure to enter or leave the arena at a walk or trot will result in disqualification.
- 6) Rules and patterns for weekly special speed events will be posted on the club website and Facebook page at least one week prior to the show. Patterns will be selected from patterns used by the California Gymkhana Association.
- 7) Disqualifications will also result from the following:
  - a. Leaving the course or breaking pattern,
  - b. Abuse of the horse in any form (excessive jerking of the reins, striking the horse in front of the cinch, striking any part of the horse with games' equipment, excessive use of spurs, bats, etc).
  - c. Returning across the start-finish line before finishing the pattern,
  - d. If a rider falls or horse falls to belly or side.
  - e. Violating general show rules.

### **Entries and Fees *Due the day of the show***

- 1) Entry fees are \$5.00 per class for Members and \$10.00 per class for Non-Members. Exhibition rides may be ridden for \$5.00 for members and \$10.00 for non-members per class.
- 2) An office fee of \$5.00 will be charged per exhibitor per show.
- 3) Entries for each class will be accepted up until the first contestant enters the arena, with the exception of barrel entries, which will close 15 min before start of gymkhana.

### **RMSC Membership**

- 1) Annual membership dues are \$50 (individual or family) and must accompany a membership application. Family memberships consist of immediate family members only.
- 2) Dues must be paid and membership application must be completed prior to entering the arena for any event/class in which the contestant wishes to accumulate points toward year end awards.
- 3) The Board may establish special membership classifications with such provisions as it shall deem advisable.

### **Show Awards**

- 1) First place (1<sup>st</sup>) through Sixth place (6<sup>th</sup>) will receive a ribbon. A small prize will accompany first place and may be picked up at the show office by the deserving exhibitor and/or representative.
- 2) Most English and Western ribbons will be handed out as exhibitors leave the arena. Ribbons for trail classes, pattern classes, and all timed events may be picked up at the show office.
- 3) Ribbons will be awarded for Hunter Hack and Ranch Riding but no points will be awarded towards daily highpoints.
- 4) All exhibitors are eligible for daily division highpoint awards be they members or non-members of RMSC.
- 5) Points computed for individual highpoint awards and year end (for members) will be as follows: 1<sup>st</sup> – 10 points, 2<sup>nd</sup> – 8 points, 3<sup>rd</sup> – 7 points, 4<sup>th</sup> – 6 points, 5<sup>th</sup> – 5 points, 6<sup>th</sup> – 4 points; 1 point will be given to all other entered exhibitors who participate in the class.
- 5) All classes within each age/level division (with the exception of fun classes and lead line) are eligible for high point awards.

### **Year End Award Eligibility / Service Hours**

It takes a lot of work and dedication to put on these shows/events. In order to be fair and provide equal opportunity for all members of RMSC to participate in events/shows, each exhibitor must meet the following requirements to qualify for year-end awards:

- 1) Exhibitors must ride as a Member of RMSC in a minimum of 3 shows/events in the same discipline to qualify for year-end awards.
- 2) Members must have completed required Service Hours volunteering at one or more RMSC events/shows prior to the end of the last show/event to be eligible for year-end awards.
- 3) Each Family Membership is required to have Six (6) volunteer service hours for initial family Rider and 10 volunteer service hours total for two or more family riders to qualify for year-end awards.
- 4) Service Hour hardships may be taken up with the Board of Directors on an individual basis.

### **Year End Awards Banquet**

- 1) All RMSC riders are invited to join us for a spectacular night of dinner, awards and prizes to acknowledge RMSC's Qualified Membership Highpoint Champions.
- 2) Highpoint awards will be given for each age/level division in each discipline. Separate awards will be given to the highest scoring rider in each Hunter Hack and Ranch Riding Divisions.
- 3) In order to qualify to receive Year End Awards, members must meet all of the requirements listed above under "Year End Award Eligibility/Service Hours" prior to the end of the last show/event.

## **Class List**

### ***ENGLISH - Beginning at 8:00 am Sharp***

- 1) English Showmanship Walk-Trot
- 2) English Showmanship Level I
- 3) English Showmanship Level II
- 4) English Showmanship Level III/IV

#### ***15 Minute Warm-Up Break***

- 5) English Equitation Walk-Trot
- 6) English Equitation Level I
- 7) English Equitation Level II
- 8) English Equitation Level III/IV
- 9) English Pleasure Walk-Trot
- 10) English Pleasure Level I
- 11) Show Hack Level II
- 12) Show Hack Level III/IV
- 13) Controlled Riding Walk-Trot
- 14) Controlled Riding Level I
- 15) Controlled Riding Level II
- 16) Controlled Riding Level III/IV
- 17) Hunter Hack Walk-Trot (Pile of Poles)
- 18) Hunter Hack Level I (cross pole jumps not over 12")
- 19) Hunter Hack Level II (jumps not over 18")
- 20) Hunter Hack Level III/IV (jumps not over 2')

**\*\*Hunter Hack classes will not be tallied for daily high point awards. Riders may ride at a different level than in scored events and may ride in multiple levels.**

### ***WESTERN - Not to begin before 11:00 am***

- 21) Western Showmanship Walk-Trot
- 22) Western Showmanship Level I
- 23) Western Showmanship Level II
- 24) Western Showmanship Level III/IV

#### ***15 Minute Warm-Up Break***

- 25) Western Equitation Walk-Trot
- 26) Western Equitation Level I
- 27) Western Equitation Level II
- 28) Western Equitation Level III/IV
- 29) Western Pleasure Walk-Trot
- 30) Western Pleasure Level I
- 31) Western Pleasure Level II
- 32) Western Pleasure Level III/IV
- 33) Reining Walk-Trot
- 34) Reining Green Horse
- 35) Reining Level I
- 36) Reining Level II
- 37) Reining Level III/IV

- 38) Ranch Riding Walk-Trot
- 39) Ranch Riding Level I
- 40) Ranch Riding Level II
- 41) Ranch Riding Level III/IV

\*\* Green Horse classes will not count towards daily or year-end high points awards.

\*\*\*Ranch Riding will not be tallied for daily high point awards. Riders may ride at a different level than in scored events and may ride in multiple levels.

***TRAIL (Can be shown in either English or Western attire, but counts only toward Western highpoint). Trail must be completed by all contestants between 12 and 3pm.***

- 42) Trail Walk-Trot (Gate is optional)
- 43) Trail Level I
- 44) Trail Level II
- 45) Trail Level III/IV

***Gymkhana - Not to begin before 3:00 pm. Barrel entries close 15 min before gymkhana start.***

- 46) Lead Line Barrel Racing (Any Age)
- 47) Barrel Racing (6 and Under)
- 48) Barrel Racing (7-10)
- 49) Barrel Racing (11-13)
- 50) Barrel Racing (14-18)
- 51) Barrel Racing (19 and Over)
- 52) Lead Line Flag Race (Any Age)
- 53) Flag Race (6 and Under)
- 54) Flag Race (7-10)
- 55) Flag Race (11-13)
- 56) Flag Race (14-18)
- 57) Flag Race (19 and Over)
- 58) Lead Line Pole Bending (Any Age)
- 59) Pole Bending (6 and Under)
- 60) Pole Bending (7-10)
- 61) Pole Bending (11-13)
- 62) Pole Bending (14-18)
- 63) Pole Bending (19 and Over)
- 64) Lead Line Keyhole Race (Any Age)
- 65) Keyhole Race (6 and Under)
- 66) Keyhole Race (7-10)
- 67) Keyhole Race (11-13)
- 68) Keyhole Race (14-18)
- 69) Keyhole Race (19 and Over)

## **Dress Codes**

- 1) English Classes (Rider should dress appropriately for the English style s/he is riding in, whether dressage seat, hunt seat, or saddle seat).
  - a. Derby or helmet. All riders must wear a ASTM/SEI approved helmet for Hunter Hack classes.
  - b. English riding boots, paddock boots with or without half chaps, jodhpur shoes, or approved riding shoes
  - c. Long-sleeved, collared shirt must be worn when not wearing a jacket
  - d. Breeches or breech-type pants
  - e. Jacket, if worn, must be appropriate for the English riding style
  - f. Gloves, spurs, crop (optional)
  - g. Hair must be neat and contained
  - h. Exhibitors should be neat and clean
- 2) Western Classes
  - i. Western hat or helmet.
  - j. Belt
  - k. Western style boots or approved riding shoes
  - l. Long sleeved shirt
  - m. Long pants
  - n. Vest, jacket, spurs, gloves, chaps (optional)
  - o. Hair must be neat and contained
  - p. Exhibitors should be neat and clean
- 3) Timed Events and Fun Classes
  - q. Boots or approved riding shoes
  - r. Shirt, preferably button-up type. T-shirts that are clean and in good taste will be allowed; spaghetti straps are prohibited and midriff must be covered.
  - s. Long pants
  - t. Vest, jacket, chaps, gloves, crop (optional)
  - u. Hat or helmet.

## **Disputes/Protests/Grievances**

- 1) If a rider and/or observer wishes to contest/challenge a result, that person must present \$100 cash to a RMSC Board Member before the rider in question leaves the arena.
- 2) If either of these conditions is not met, the challenge will not be heard and result(s) will remain as stands. If both conditions are met and the Board of Directors determines that the person fronting the protest is correct, fees will be returned and the item(s) of contention will be corrected. If, however, the Board determines that the protest was without cause, protest fees will be forfeited and result(s) will remain as they stand at the time of protest.

## **Class Descriptions**

**Any of the following styles may show in English: dressage seat, hunt seat, or saddle seat.**

- 1) Showmanship (English and Western)
  - a. Showmanship is judged on the handler's ability to show the horse at halter, the appearance/grooming of the horse, and the overall appearance of the handler.
  - b. Type, conformation, and quality of the animal are not to be considered.
  - c. Tack should be appropriate for the style and breed shown.
  - d. Showmanship is judged from the time contestants enter the arena until the judge hands in his/her placing.
  - e. Exhibitor should show in the manner and custom appropriate for the breed shown (for most exhibitors, this means using the "Quarter System").
- 2) Equitation (English and Western)
  - f. Equitation classes are judged primarily on the rider. Riders will be judged on seat, hands, legs, ability to make their horse perform, and suitability of horse to rider.
  - g. All movements of the horse should be governed by the use of imperceptible aids.
  - h. Contestants may be asked to walk, trot, and canter (exception: No canter will be asked for in Walk-Trot division) both ways of the ring. Judges may also ask riders to back their horses.
  - i. The class may be judged on the rail, with individual pattern, or in combination.
- 3) English Pleasure
  - a. English Pleasure is a beginning rail class for competitors in Walk-Trot and Level I divisions. No collected or extended gaits will be asked for.
  - b. Judging emphasizes the rider and obedience of the horse; however, all gaits, transitions, and the ability of the rider to achieve balance and control will be considered.
  - c. Required gaits are: walk, trot, and canter (Exception: Canter will not be asked for in Walk-Trot division). Reinback may be called for on the rail or in the line up.
- 4) Show Hack (English)
  - d. English Show Hack is an advanced rail class that shows collected and extended gaits.
  - e. Judging emphasizes the rider and obedience of the horse; however, all gaits, transitions, and the ability of the rider to achieve balance and control will be considered.
  - f. Required gaits are: normal walk, collected walk, extended walk, normal trot, collected trot, extended trot, normal canter, collected

canter, and extended canter. Reinback may be called for on the rail or in the line up.

- g. At the discretion of the judge, the class may be split to execute the extended canter.

### 3) Controlled Riding (English)

- h. Performance in this class is designed to reflect a combination of controls and skills required for good English equitation and performance.
- i. Riders will individually perform and be judged upon the skills shown while executing the required pattern.
- j. Judging emphasis will be placed on the following: basic position in the saddle, lightness of hands, correct and imperceptible use of aids, response of the horse as indicative of horsemanship ability of the rider, the smoothness of performance, and steadiness of gaits.
- k. Preference will be given to proper changes of leads between the markers – simple changes of lead are required. (Exception: Flying lead changes MAY be asked for in a Level III/IV pattern)

### 4) Hunter Hack

- l. Horses may be required to perform flat work: walk, trot, and canter both directions of the ring. Hand gallop to be asked for at the judge's discretion. (Exception: Walk/Trot Division will not show at the canter).
- m. Individually, exhibitors will jump 2 jumps. The height of the jumps will be as follows: Walk-Trot (Pile of Poles); Level I (cross poles no more than 12" in height); Level II (no more than 18"), Level III/IV (no more than 2' in height).
- n. Judge may require over fences work before or after flat work. To be judged on flat work, manners, way of going, style over fences, and even hunting pace.

### 5) Western Pleasure

- a. A Western Pleasure animal is a sensible, alert, bright, easy-moving, well mannered mount that can provide a quiet, comfortable, and pleasant ride at the walk, jog, and lope. (Exception: Lope not asked for in Walk-Trot division) Animals must also back easily and stand quietly. Extended gaits may be required at the judge's discretion. (Exception: Extended gaits not to be asked for in Walk-Trot and Level I divisions)
- b. Entries are penalized for being on the wrong lead, excessive speed or slowness, breaking gait, and incorrect head position.
- c. Horses should be shown on a reasonably loose rein or with light contact without undue restraint.
- d. Contestants shall not be required to dismount unless the judge wishes to check the equipment.



- e. Exhibitors may not touch the horse or the saddle with the free hand. (Exception: Touching horse or saddle briefly is allowed in Walk-Trot division in order for rider to regain balance if balance is lost)

6) Reining

- a. Reining classes will be judged on the contestant's ability to individually perform the required pattern in a light, fluent manner, indicating a composed, harmonious attitude between horse and rider.
- b. Credit will be given for smoothness, finesse, attitude, quickness and authority in performing the various maneuvers while using controlled speed.
- c. Properly executed flying changes will be given more consideration than simple changes. (Exception: For patterns that do not call for canter, this rule does not apply)

7) Trail (Can be shown in English or Western attire; only counts for Western High Points and Year-End awards)

- a. The trail class is a test of the rider's ability to maneuver a horse through obstacles that might be encountered on a trail ride.
- b. Optional obstacles may include but are not limited to: maneuvering through a gate, crossing a bridge, backing, opening and closing a mailbox, passing over ground poles at any gate, side passing, navigating through a water hazard. (Note: The trail gate is optional for Walk-Trot division)
- c. Horses should be well-mannered, quiet, and a pleasure to ride. The actions of the horse will reflect the rider's skill.
- d. Trail is not a speed event but rather a test of control and obedience. Horses, however, should move briskly between obstacles at the determined gait to reflect ground covering ability.
- e. Horses will typically be shown at all three gaits (exception: Canter/Lope not asked for in Walk-Trot division), however, gait requirements may be adjusted to fit arena or trail course conditions.
- f. Consideration will be given to the rider's hands, seat, legs, and weight in cuing the horse to position for the obstacle. A quiet, confident attitude that allows the horse to carefully scrutinize each obstacle and then pass through or over it in an assured manner with coordinated effort between horse and rider is important.
- g. Show points accumulated in Trail will only count toward Western Highpoint and year-end awards.

8) Ranch Riding.

- h. Working Ranch Division Rules for attire and tack will be followed. The purpose of this class is to show the versatility, attitude, and movement of a working horse. The horse's performance should simulate a horse riding outside of an arena, demonstrating a forward, working speed the under rider's control.

- i. Patterns: Walk-Trot movements may include walk and jog both directions; balanced halt from either gait, turn to change directions, back and any optional maneuvers that would be reasonable for a ranch horse to perform.
- j. Level I: may include any Walk-Trot movements, lope both directions, turns of 180 degrees, simple change of lead, and any optional maneuvers that would be reasonable for a ranch horse to perform.
- k. Level II: may include any previous movements, extensions of jog or lope, stops, side pass, and any optional maneuvers that would be reasonable for a ranch horse to perform.
- l. Level III/IV: may include any previous movements, turns of 360 or more, flying lead changes, walk/jog/lope over poles and any optional maneuvers that would be reasonable for a ranch horse to perform.

#### 9) Ranch Horsemanship

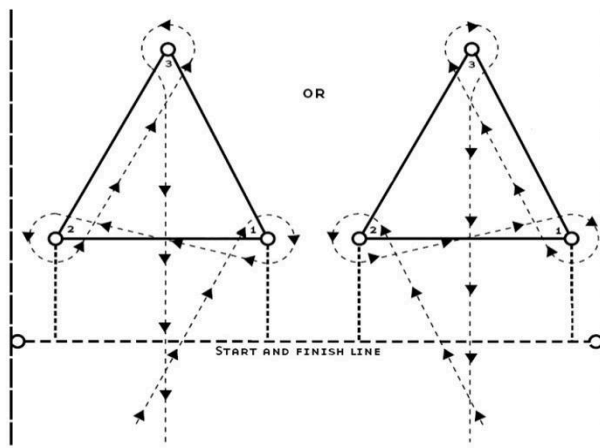
- m. Working Ranch Division Rules for attire and tack will be followed.
- n. The purpose of this class is to show a horse and rider's ability to work together. Riders may be asked to perform a designated pattern, show on the rail, or a combination of the two.
- o. Patterns: Walk-Trot may include a walk or jog over ground poles, gradual halt from walk or jog, loops/circles and walk or jog.
- p. Level I patterns may include any Walk-Trot movements, lope over ground poles, lope on correct lead, gradual halt from lope.
- q. Level II patterns may include any Walk-Trot or Level I movements, rein back over 10' in a straight line; walk or jog a serpentine or figure eight; simple lead change; build a loop (with rope)—mounted—and swing at halt.
- r. Level III/IV movements include any movements in previous levels, side pass, turn on hindquarters or forehand; dismount/remount; dismount, unbridle and rebridle horse; build a loop (with rope) and swing it at the halt, walk jog or lope; flying change of lead.

#### 10) Barrel Race

- a. The Barrel Race is a timed event that tests the ability of the rider to safely maneuver their mount around a prescribed course at speed.
- b. Three barrels will be placed in a triangle formation. The rider will cross the start line, ride to barrel #1, circle it to the right, ride to barrel #2, circle it to the left, ride to barrel #3, circle it to the left and ride across the finish line (passing between barrels #1 and #2).
- c. Riders may choose to begin their run with barrel #2, and then continue on to barrels #1 and #3 before crossing the finish line as described above.
- d. A five (5) second penalty will be assessed for each barrel knocked over.
- e. Contestants are allowed to touch barrels with hands.
- f. RMSC will use a long barrel pattern (90ft between barrels #1 and #2 and 105 ft from barrel # 1 or #2 to barrel #3) or a short barrel pattern

(75ft between barrels #1, #2, and #3). Pattern choice dependant on arena conditions. For both the long and short patterns barrels #1 and #2 are 45ft from the start/finish line.

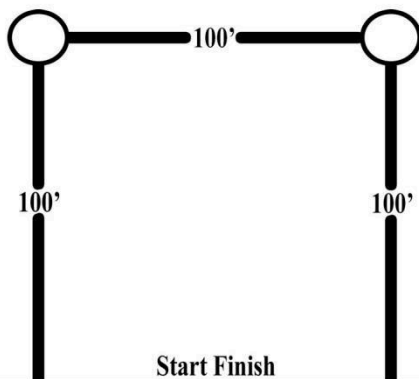
- g. 6 and Under and Lead Line barrels are 50ft between barrels #1, #2, and #3. Barrels #1 and #2 are 45ft from the start/finish line.



### Barrel Race Pattern

#### 11) Flag Race

- The Flag Race is a timed event that tests the ability of the rider to safely maneuver their mount around a prescribed course at speed, as well as the coordination of the riders on a set course.
- Two barrels will be placed 100 feet apart (50ft for 6 and Under and Lead Line), if arena permits, and 100 feet from the start-finish line (50ft for 6 and Under and Lead Line).
- A five gallon bucket filled with appropriate material is to be placed on top of each barrel.
- The rider starts with one flag in hand and deposits it in a container (A or B), proceeds to the opposite container (or A), removes the flag from container (B or A) and proceeds to the finish line.
- Riders cannot circle the barrel. Circling the barrel will result in disqualification.

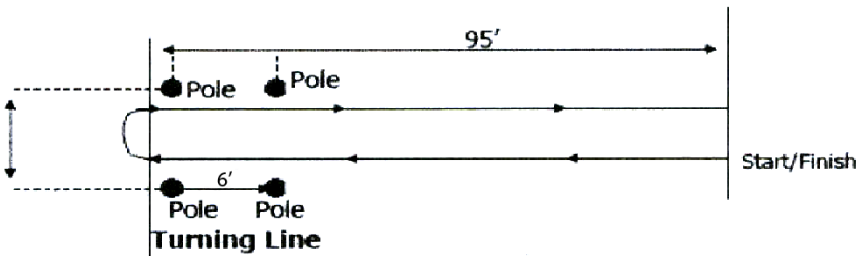


### Flag Race Pattern

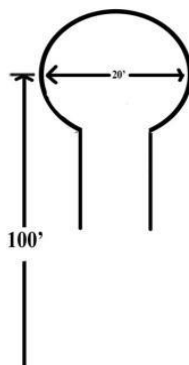
#### 12) Keyhole Race (Pole Keyhole)

- a. The Keyhole Race is a timed event that tests the rider's ability to safely maneuver their mount around a prescribed course at speed.
- b. Regulation distance in the Pole Keyhole pattern is 95 ft (50ft for 6 and Under and Lead Line), measured from the start/finish line. Poles are measured 6 ft wide and 6 ft in depth. The contestant must ride through the poles; the horse's hind quarters must pass the two end poles before the contestant reverses course and races back through the poles to cross the finish line. Contestants will be disqualified for knocking over any pole, and/or breaking the pattern.
- c. The Chalked Keyhole race is run in a chalked pattern consisting of approximately a  $\frac{3}{4}$  circle with an opening facing the start-finish line. The center of the circle should be 100 feet from the start-finish line, the diameter of the circle 20 feet, and the neck or opening 6 feet wide. Riders cross the start-line, ride through the neck of the circle (all four of the horse's feet must be inside the circle), turns the horse 180 degrees, and rides back out of the neck or keyhole to cross the finish line. Stepping on or over the white line results in disqualification

**Pole Keyhole**

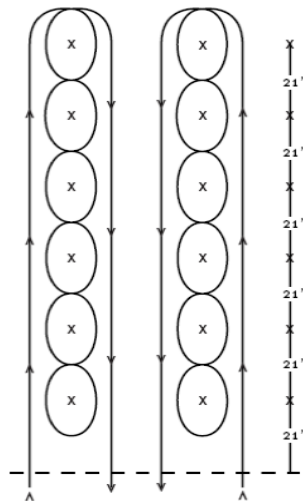


**Chalked Keyhole Race Pattern**



### 13) Pole Bending

- a. Pole Bending is a timed event that tests the rider's ability to safely maneuver their mount around a prescribed course at speed.
- b. Six poles should be spaced 21 feet apart with the first pole set 21 feet from the start-finish line (6 and Under & Lead Line will only maneuver around 3 poles placed 21 feet apart).
- c. The rider crosses start-line, rides to either side of pole #6, weaves (bends) around the opposite side of each pole to pole #1, turns around pole #1 and weaves (bends) around the opposite side of each pole to pole #6, turns around pole #6 and rides across the finish-line.
- d. A five (5) second penalty will be assessed for each pole knocked over.



**Bending Pattern  
(left or right)**

**Pole**

### **Board of Directors Meeting Dates**

Board meetings are typically held the second Tuesday of every month. Meetings are open to all members and/or perspective members. If you have questions regarding meeting status or location, please feel free to contact any of your board members.

There will be no August or December meeting unless it is determined necessary by the Board of Directors. The ***General Membership Meeting and Board Member Elections*** will be held at the November Board Meeting – Please plan to attend and get involved with your club!

### **Board Member Contact Information**

#### **Officers of the Board:**

Shelly Norris (President)	# (970) 420-3528
Cheryl Poole (V.P.)	# (970) 218-0481
Mary Margaret Ciccone (Treasurer)	# (970) 825-4343
Trisha Swift (Secretary)	# (970) 412-3450

#### **Phone Number:**

#### **Board Members:**

Cassi Sanford	# (970) 310-4746
Kimberly Narum	# (970) 227-0163
Kendall Kelley	# (970) 218-1017
Paul Ciccone	# (970) 825-4176
Traci Ademiec	# (970) 599-5155

#### **Phone Number:**

# Thank You For Supporting The



