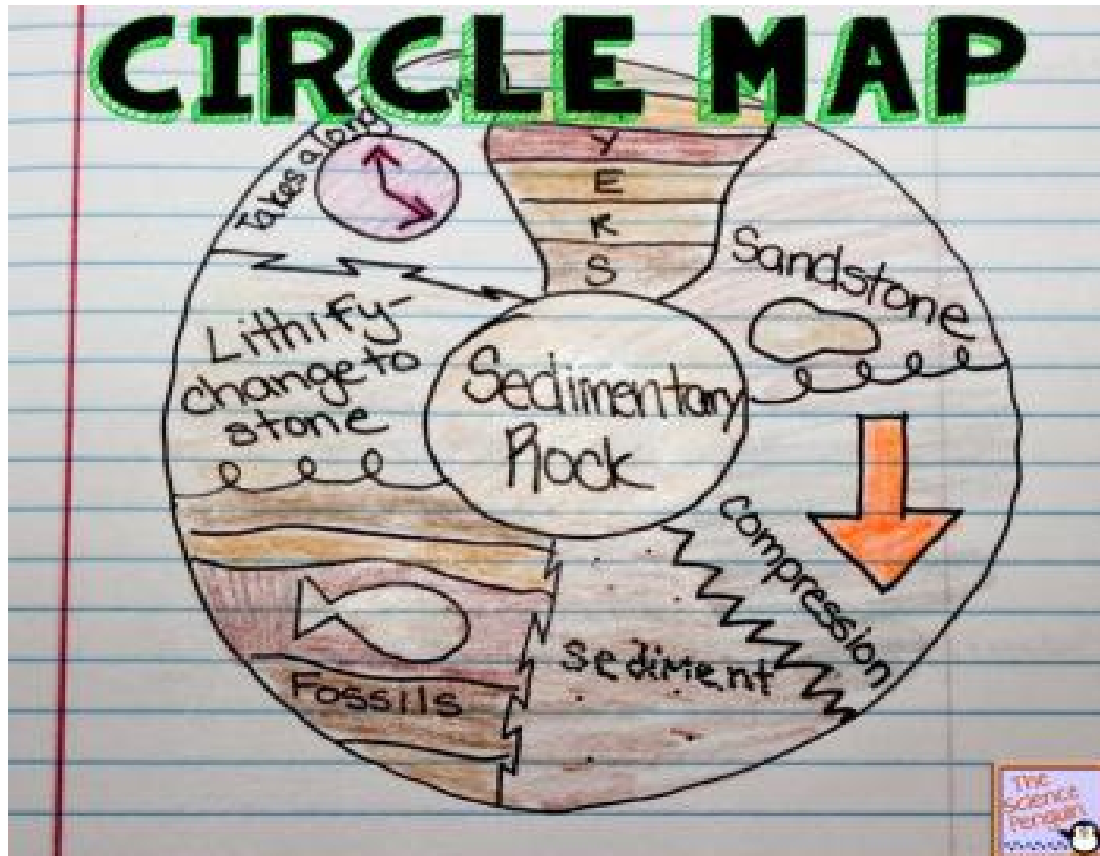


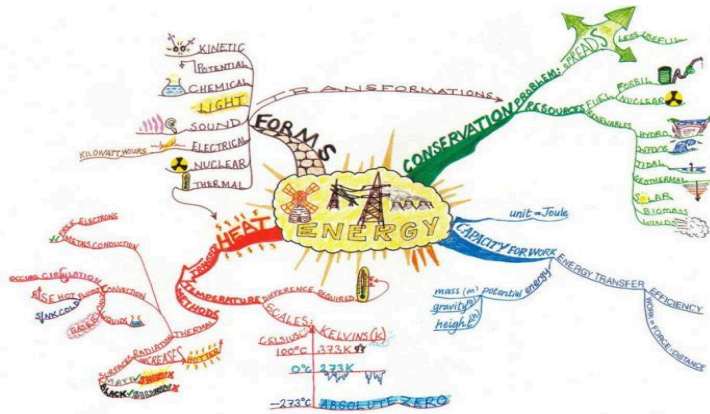
Your reflections should be **colorful**, **creative**, and **neat**. The work you do should focus on the learning targets, science vocabulary, and science ideas. When you are finished your work should provide evidence of your understanding.

- Pictures/Drawings

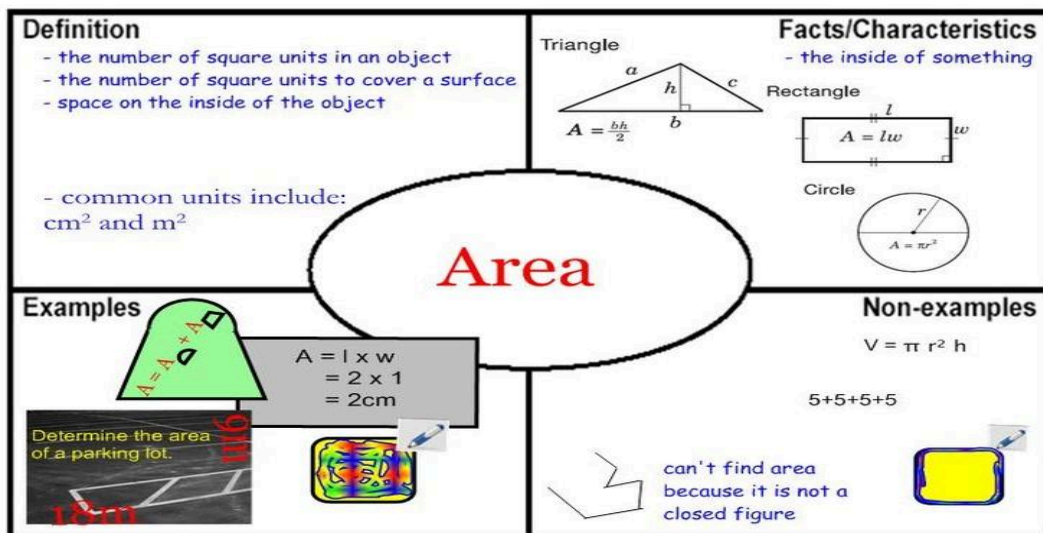





- Mind Mapping



- Four Square Vocabulary Diagram



- K.I.M. Vocabulary Strategy

K.	I.	M.
(K = Key Vocabulary Word)	(I = Information/Definition)	(M = Memory Clue/Picture)
defeat (v.)	to win victory over	
<b>Your Sentence:</b> Bush defeated Kerry in the 2004 election by winning the electoral college.		

- Written Reflections
- Poem
- Song/Rap
- Haiku
- Riddle
- Four Hashtags #####




- One Sentence Summary
- Cartoon
- Acronym
- Write 4 “What if.....” statements about the topic
- How does this topic relate to your life?
- What’s the best way to remember this topic?
- Summarize what you learned.
- Make Connections
  - a. to text
  - b. to self
  - c. to world
  - d. movie
- Pictowords





Fluid: substance that can flow and take shape of it's container; either liquid or gas  
Friction: Force that opposes motion between two surfaces that are touching



\*I can identify each of Newton's 3 laws in everyday motion //



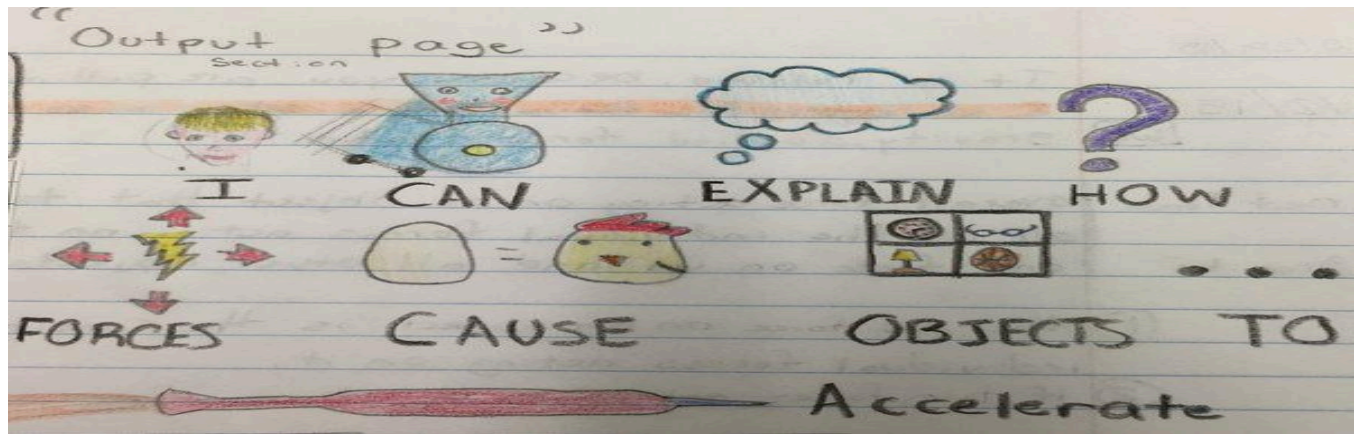
Jeremy Jorgensen @mrjmusky · 21 Nov 2015

Well done pictoword in science notebook





- Learning Target Illustration





# CREATIVE REFLECTIONS

## DRAW AND LABEL A DIAGRAM

- Review your notes on the right side.
- Draw a diagram that represents the concept. (Make sure it explains the essential question.)
- Include any labels that are required.
- Write 5-6 complete sentences that explain the concept illustrated in the diagram.

### Requirements

- ☐ Diagram is neat and legible.
- ☐ Drawing is in color.
- ☐ Diagram and labels are accurate.
- ☐ 5-6 complete sentences are used to describe the concept in the diagram.

## 3-2-1 SUMMARY

All 6 statements and questions should be in complete sentences.

Write 3 facts that are new to you.

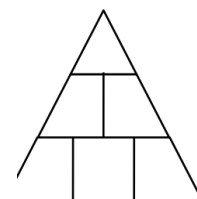
Write 2 things you found interesting.

Write 1 question that you are still wondering OR that can be answered with the other 5 facts.

Be sure to add a title.

Example: When reading about a biome, find 3 new facts, 2 interesting facts, and ask 1 question.

You can draw a pyramid like this for your 3-2-1.




Idea from Marionschools.net

## T-SHIRT AD

- Review your notes on the right side.
- Identify key vocabulary and concepts.
- Front of t-shirt has a picture of the concept.
- Back of T-shirt has 1-2 sentences covering a key concept.
- On the sidebar, write 1-2 paragraphs about the concept.

### Requirements

- ☐ T-shirt drawing and writing is neat and legible.
- ☐ Drawing contains a front and back t-shirt design.
- ☐ Drawing is in color.
- ☐ 1-2 paragraphs about the concept is accurate.



## MAGAZINE COVER

Look at some classroom magazines to get ideas.

### Requirements

- ☐ Create and draw a magazine cover that is attractive and colorful!!!
- ☐ You must include the topic.
- ☐ You must include 4 extra headlines that highlight a story in the magazine.
- ☐ Be sure to add a title.
- ☐ Example: Draw a magazine cover that would be about stars.

Challenge: Write an article that would be included in the magazine.

Idea from Marionschools.net

## CARTOON

### Requirements

#### Cartoon

- ☐ Single Frame cartoon (like a Farside)
- ☐ 4 colors minimum (Black and White DO NOT COUNT)
- ☐ Maximum 2 lines for a caption (speaking bubbles are okay, but not encouraged)

## WRITE A LETTER TO A FRIEND

### Requirements

#### Letter

- ☐ Include a salutation, ex. Dear Maria,
- ☐ Explain the concept we are studying
- ☐ Include key vocabulary
- ☐ Explain any misconceptions
- ☐ Diagram



### Cartoon Explanation

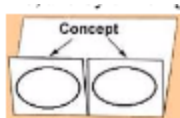
- ☐ The science concept being shown is stated
- ☐ A paragraph explaining why or how the cartoon shows or addresses the concept stated is written

### ***FABULOUS FOLD-UPS!***

Concept maps demonstrate relationships between ideas. They help you understand concepts by clarifying ideas and terms, and by dividing complex concepts or processes into smaller parts. You can use concept maps to relate, define, brainstorm, and sequence.

#### **Instructions for a Concept Map Fold-Up:**

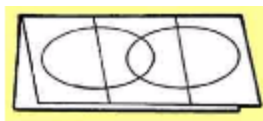
1. Fold a sheet of paper along the long or short axis, leaving a two-inch tab uncovered.
2. Fold in half or in thirds.  
(Additional tabs can be created by folding into more parts.)
3. Unfold and cut along the inside fold lines to create tabs.
4. Have students identify the concept by writing key words or using pictures on the two-inch tab. Draw arrows from the central idea to the tabs, where students record data underneath each tab.



#### **Instructions for a Venn Diagram Fold-Up:**


##### **Fold-Up:**

1. Fold a sheet of paper in half like a hotdog.
2. With the paper horizontal, fold the right edge toward the center, trying to cover one half of the paper.
3. Fold the left side over the right and crease to form three tabs.
4. Draw two overlapping ovals on the front.
5. Cut up the two valleys on one side only.



#### **Instructions for a Focus Skills Fold-Up (Cause and Effect):**

1. Fold a sheet of paper in half horizontally (hamburger) so that one side is one inch longer than the other side.
2. Cut the shorter side in half, up towards the fold (mountain top) to create two flaps.



- ☐ Closing, ex. Sincerely, Mohammad

### ***WRITE A QUIZ***

- Review your notes on the right side.
- Write a 5 question quiz.
- The types of questions may include multiple choice, short answer, or matching. You must include at least ONE short answer question that has at least a 3-5 sentence explanation.
- Write the answer key. Include the answers in a flip tab or fold out.

#### **Requirements**

- ☐ 5 questions are written that reflect the concepts studied.
- ☐ Questions and answers are neat and legible.
- ☐ Answer key is provided and correct.

### ***OTHER IDEAS***

Advertisement  
Awards  
Bedtime Story  
Billboard  
Board Game  
Brainstorming  
Brochure  
Bumper Sticker  
Cereal Box Cover  
Character  
Chart  
Children's Book  
Comic Strip  
Compare/Contrast  
Crossword Puzzle  
Fables  
Flow Charts  
News with Headlines  
Graphs  
Greeting Card  
Interview

Invitation  
Jokes  
KWL  
Nursery Rhyme  
Organizers  
Persuasive Essay  
Poetry  
Postcards  
Questions  
Riddles  
Song/Rap  
Sports Stories  
Story Board  
Summaries  
Thank You Note  
Wanted Poster



## Creative Reflections:

Brainstorming

*Concept Maps*

Graphic Organizers

Questions you have about the topic (Things you are confused about or questions that extend beyond the core material)

Describe the event in your own words with pictures

*“Wanted” posters (for famous people)*

*Write a eulogy (for famous people)*

Flow Charts, Sequence Charts

Compare/Contrast Chart

Venn Diagram

KWL Chart

*Create a political cartoon*

*Comic Strip/graphic novel story*

*What ifs... (we chose not to drop the bomb, Huns never invaded Rome, etc.)*

*Poems, Songs, Raps, Limericks*

Write a Riddle

*Create a Story about topic*

Charts, Graphs, Tables

Mnemonic Devices

What do you already know about the topic?

*Create and label/annotate a visual illustration (drawing) explaining the topic*

How does this topic relate to your life?

What are the important details to remember?

Current events/articles that relate to topic

*Write a newspaper article about the topic*

*Write a letter to a past historical person*

Outcome Sentences:

I learned..., I was surprised to find..., This reminds me of..., I wonder what would happen if..., I now understand..., because..., I liked..., I didn't like..., The important thing about...

Say it in a Sentence (summarize the entire lesson in one sentence)

Here I Stand (tell me how you feel personally about this topic)

*Diary entry as a person from the time*