



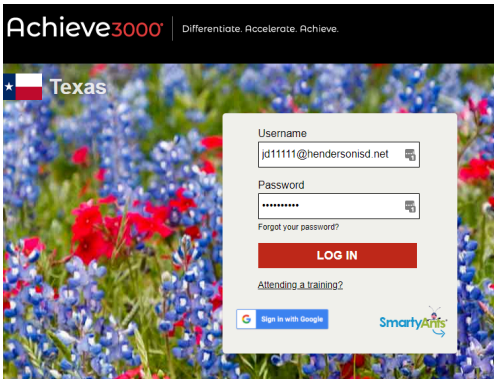
Achieve3000 Literacy: Performance Reports - Reading Skills

View this report to help drive instruction in small groups

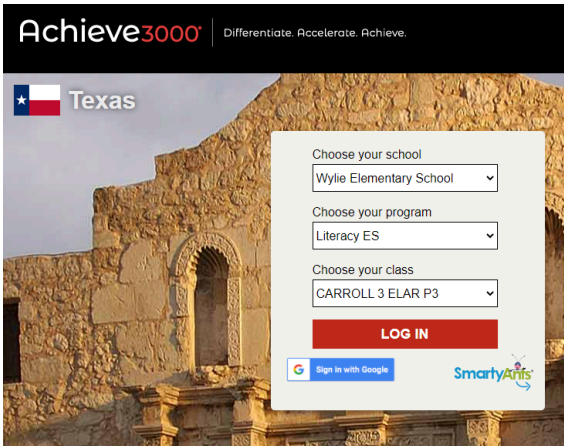
Login to Achieve3000 Literacy https://padlet.com/deb_beavers/a3klaunch

- 1. Login to the Literacy portal
<https://portal.achieve3000.com/index>

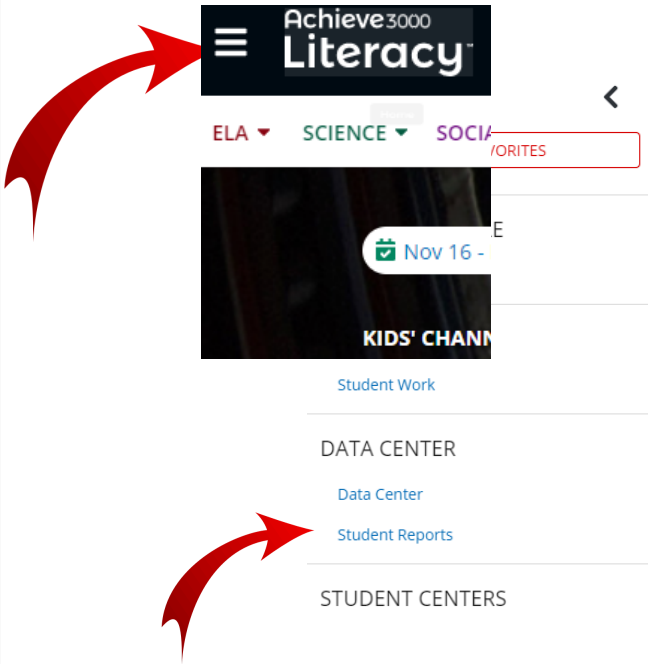
The link below will assist in interpreting
Quantile scores students will receive.
Grade level Chart for Lexiles
<https://hub.lexile.com/literacy-grade-level-charts>



- 2. Choose your school and class.



- 3. Select the menu on the left.
(the 3 bars)
- 4. Scroll down and select
Student Reports



5. Click to expand the Performance Reports section.

6. Select **How are my student performing on reading skills?**.

▶ Student Work

▶ Usage Reports

▼ Performance Reports

[How likely are my students to be on track for College and Career when STAAR is administered?](#)

[How has Lexile reading measure performance changed over time?](#)

[How are my students likely to perform on STAAR assessment?](#)

[How are my students performing on activities?](#)

[How are my students performing on standards?](#)

[How are my students performing on reading skills?](#)

[How are my students performing on standards \(NCLB subgroups\)?](#)

[How can I differentiate my instruction based on NWEA MAP assessment results?](#)

7. Adjust any of the options according to your needs.

Consider adjusting the dates if you only want to view for a certain time period.

You might want to summarize by class. This will group each class together, but you will be able to drill down to a list of all students in that class.

8. Click **View Report**

How are my students performing on reading skills?

Who should we include in this report?

Which Program?

All Programs

Which School?

Select a School:

Which Content Area?

All Content Areas

Which Class?

Select a Class:

Which User?

All Users

Which Language?

All Languages

Which type of users should we include?

Which Type?

Students Only

What date range should we look at?

Start Date

December

16

2021

End Date

February

16

2022

Which work should we include?

Which activity types?

All activities

How should we limit this report?

By Activity Completion

Do not limit by activity completion.

By ELL Status

Do not limit by English Language Learner status.

By SpEd Placement Status

Do not limit by SpEd status.

Which reading skill should we look at?

Grade

8th Grade

Type

All - Type

View Report

8th Grade Skill		Mastery is Demonstrated 80-100% Correct		Additional Practice Recommended 65-79% Correct		Aggressive Intervention Recommended <65% Correct		No Items Completed
Reading assign								
Compare and Contrast assign					+ 3/3 (100%) grades			
Cause and Effect assign					+ 3/3 (100%) grades			
Chronology/Sequence assign					+ 3/3 (100%) grades			
Draw Conclusions assign					+ 3/3 (100%) grades			
Fact and Opinion assign			+ 3/3 (100%) grades					
Main Idea assign			+ 2/3 (67%) grades		+ 1/3 (33%) grades			
Make Inferences assign					+ 3/3 (100%) grades			
Make Predictions assign			+ 1/3 (33%) grades		+ 2/3 (67%) grades			
Summarize assign					+ 3/3 (100%) grades			
Use Evidence assign					+ 3/3 (100%) grades			

You can click the + in each area to see the students that have either mastered, need additional practice, or needs aggressive intervention. This can help you form your groups.

Col 1 - mastered

Col 2 - bubble kids

Col 3 - RTI kids

Col 4 - hasn't come across that skill