
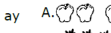









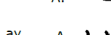

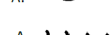







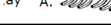



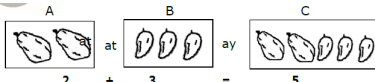


























































 GRADES 1 to 12 DAILY LESSON LOG	School:		Grade Level:	I
	Teacher:	File Created by DepEd Click	Learning Area:	MATH
	Teaching Dates and Time:	NOVEMBER 7-11, 2022 (WEEK 1)	Quarter:	2ND QUARTER

	LUNES	MARTES	MIYERKULES	HUWEBES	BIYERNES
I. LAYUNIN					
A. Pamantayang Pangnilalaman	Demonstrates understanding of addition and subtraction of whole numbers up to 100 including Money.	Demonstrates understanding of addition and subtraction of whole numbers up to 100 including Money.	Demonstrates understanding of addition and subtraction of whole numbers up to 100 including Money.	Demonstrates understanding of addition and subtraction of whole numbers up to 100 including Money.	Demonstrates understanding of addition and subtraction of whole numbers up to 100 including Money.
B. Pamantayan sa Pagganap	Learners will be able to: 1. apply addition and subtraction of whole numbers up to 100 including money in mathematical problems and reallife situations.	Learners will be able to: 1. apply addition and subtraction of whole numbers up to 100 including money in mathematical problems and reallife situations.	Learners will be able to: 1. apply addition and subtraction of whole numbers up to 100 including money in mathematical problems and reallife situations.	Learners will be able to: 1. apply addition and subtraction of whole numbers up to 100 including money in mathematical problems and reallife situations.	Learners will be able to: 1. apply addition and subtraction of whole numbers up to 100 including money in mathematical problems and reallife situations.
C. Mga Kasanayan sa Pagkakatuto <i>Isulat ang code ng bawat kasanayan</i>	illustrates addition as “putting together or combining or joining sets”.	illustrates addition as “putting together or combining or joining sets”.	illustrates addition as “putting together or combining or joining sets”.	illustrates addition as “putting together or combining or joining sets”.	illustrates addition as “putting together or combining or joining sets”.
II. NILALAMAN	Illustrating Addition as Putting Together or Combining or Joining Sets	Illustrating Addition as Putting Together or Combining or Joining Sets	Illustrating Addition as Putting Together or Combining or Joining Sets	Illustrating Addition as Putting Together or Combining or Joining Sets	Illustrating Addition as Putting Together or Combining or Joining Sets

III.	KAGAMITA NG PANTURO				
A.	Sanggunian				
1.	Mga Pahina sa Gabay ng Guro				
2.	Mga Pahina sa Kagamitang Pang-Mag-a aral				
3.	Mga Pahina sa Teksbuk				
4.	Karagdagan g Kagamitan mula sa portal ng Learning Resource				
B.	Iba Pang Kagamitang Panturo				
IV.	PAMAMA RAAN				
	<p>Subukin</p> <p>Piliin ang bagong set na mabubuo kapag pinagsama ang dalawang set. Bilugan ang titik ng wastong sagot.</p> <p>1.  at  ay  A.  B. </p> <p>2.  at  ay  A.  B. </p> <p>3.  at  ay  A.  B. </p> <p>4.  at  ay  A.  B. </p> <p>5.  at  ay  A.  B. </p>	<p>Suriin</p> <p></p> <p>Makikita sa larawang ito na mayroon ng tatlong set. Ang set A ay may 2 papaya, ang set B ay 3 mangga. Nabuo ang set C nang pinagsama ang set A at set B. Sa set C makikitang 5 ang kabuuang bilang ng mga prutas ni Allan.</p>	<p>Isaisip</p> <p>1. Ang pagdaragdag o addition ay pagsasama ng mga pangkat ng bagay.</p> <p>2. Ang mga bilang na pinagsasama ay tinatawag na addends.</p> <p>3. Ang + ang simbolo na ginagamit sa pagdaragdag o addition.</p> <p>4. Ang sagot sa pagdaragdag ay tinatawag na sum.</p>	<p>Tayahin</p> <p>A. Isulat ang pamilang na pangungusap o number sentence.</p> <p>1.  at  ay  _____ + _____ = _____</p> <p>2.  at  ay  _____ + _____ = _____</p> <p>3.  at  ay  _____ + _____ = _____</p>	LINGGUHANG PAGTATAYA

		<p>Ang katagang at ay napalitan ng + (plus sign). Ang katagang ay naman ay napalitan ng =(equal sign). Ang pagsasama ng mga bilang ay tinatawag na addition.</p> <p>Ginagamit ang + upang maipakita ang dalawang pinagsamang bilang at ang = ay ginagamit upang maipakita ang sagot ng dalawang pinagsamang mga bilang. Ang 2 + 3 = 5 ay tinatawag na pamilang na pangungusap o number sentence. Ang 2 at 3 ay addends at ang 5 ay sum.</p>	<p>5. Ang = ang simbolo na nagpapakita na pareho ang dami ng dalawang pangkat.</p>	<p>4.  at  ay  _____ + _____ = _____</p> <p>5.  at  ay  _____ + _____ = _____</p> <p>B. Bilugan ang titik ng wastong pamilang na pangungusap o number sentence.</p> <p>1.  at  ay  A. 3+6=9 B. 4+6=10 C. 4+5=9</p> <p>2.  at  ay  A. 4+3=7 B. 4+4=8 C. 5+3=8</p> <p>3.  at  ay  A. 7+3=10 B. 6+4=10 C. 5+5=10</p> <p>4.  at  ay  A. 5+2=7 B. 5+3=8 C. 5+4=9</p> <p>5.  at  ay  A. 4+3=7 B. 4+4=8 C. 5+5=10</p>																				
	<p>Tuklasin</p> <p>Basahin at intindihin ang suliranin sa loob ng kahon.</p> <div><p>Si Allan ay pumunta sa bahay ng kanyang Lolo Domeng upang tumulong sa pagdidilig ng mga pananim. Binigyan siya ng kanyang lolo ng 2 papaya at 3 hinog na manga. Ilan lahat ang mga prutas ni Allan?</p></div> <p>Ano-ano ang mga prutas na ibinigay ni Lolo Domeng kay Allan? Kung ikaw ang pamimiliin, aling pagkain ang mas gusto mo upang manatili kang malakas at malusog, prutas o kendi?</p> <p>Ilan ang papayang natanggap ni Allan? Bilangin ang nasa kahon</p> <p>A. Ilan naman ang mga mangga? Bilangin ang nasa kahon B. Ilan lahat ang mga natanggap niyang prutas mula sa kanyang lolo? Bilangin ang nasa loob ng kahon C.</p> <div><div><div>A</div><div></div></div><div>at</div><div><div>B</div><div></div></div><div>ay</div><div><div>C</div><div></div></div></div>	<p>Pagyamanin</p> <p>Gawain 1</p> <p>Piliin ang wastong pamilang na pangungusap o addition sentence. Bilugan ang titik ng wastong sagot .</p> <p>1.  at  ay  A. 3 + 4 = 7 B. 3 +4 = 6 C. 3 + 3 = 6</p> <p>2.  at  ay  A. 3 + 4 = 7 B. 3 +5 = 8 C. 3 + 5 = 7</p> <p>3.  at  ay  A. 2+4=6 B. 2+6=8 C. 2+5=7</p> <p>4.  at  ay  A. 5+3=6 B. 5+3=7 C. 5+3=8</p> <p>5.  at  ay  A. 3+3=6 B. 3+3=7 C. 3+3=8</p> <p>Gawain 2</p> <p>Isulat ang pamilang na pangungusap o number sentence.</p>	<p>Isagawa</p> <p>Gawain 1</p> <p>Basahin ang suliranin. Ilarawan ito sa pamamagitan ng guhit na larawan o diagram. Pagkatapos, isulat ang pamilang na pangungusap o number sentence.</p> <p>1. May 4 na pinya sa kahon at may 5 pa sa sako. Ilan lahat ang mga pinya?</p> <table><tr><td>Guhit ng mga pinya</td><td></td></tr><tr><td>Pamilang na Pangungusap</td><td></td></tr></table> <p>2. May 3 santol si Nena. Binigyan siya ni Liza ng 6 pa. Ilan lahat ang mga santol niya?</p> <table><tr><td>Guhit ng mga santol</td><td></td></tr><tr><td>Pamilang na Pangungusap</td><td></td></tr></table> <p>3. Si Ton-ton ay may 4 na manggang hinog. Si Chim ay may 3 rin. Ilan lahat ang mga manggang hinog?</p> <table><tr><td>Guhit ng mga mangga</td><td></td></tr><tr><td>Pamilang na Pangungusap</td><td></td></tr></table> <p>4. Pumitas ng 3 pakwan at 5 milon si Calix. Ilang prutas ang napitas niya?</p> <table><tr><td>Guhit ng mga pakwan at milon</td><td></td></tr><tr><td>Pamilang na Pangungusap</td><td></td></tr></table> <p>5. Si Erna ay kumain ng 4 na atis at 3 saging. Ilan lahat ang mga prutas na kinain niya?</p> <table><tr><td>Guhit ng mga atis at saging</td><td></td></tr><tr><td>Pamilang na Pangungusap</td><td></td></tr></table>	Guhit ng mga pinya		Pamilang na Pangungusap		Guhit ng mga santol		Pamilang na Pangungusap		Guhit ng mga mangga		Pamilang na Pangungusap		Guhit ng mga pakwan at milon		Pamilang na Pangungusap		Guhit ng mga atis at saging		Pamilang na Pangungusap		
Guhit ng mga pinya																								
Pamilang na Pangungusap																								
Guhit ng mga santol																								
Pamilang na Pangungusap																								
Guhit ng mga mangga																								
Pamilang na Pangungusap																								
Guhit ng mga pakwan at milon																								
Pamilang na Pangungusap																								
Guhit ng mga atis at saging																								
Pamilang na Pangungusap																								

		<p>1.  at  ⇒ <u> </u> + <u> </u> = <u> </u></p> <p>2.  at  ⇒ <u> </u> + <u> </u> = <u> </u></p> <p>3.  at  ⇒ <u> </u> + <u> </u> = <u> </u></p> <p>4.  at  ⇒ <u> </u> + <u> </u> = <u> </u></p> <p>5.  at  ⇒ <u> </u> + <u> </u> = <u> </u></p>			
V. MGA TALA					
VI. PAGNINILAY					
A. Bilang ng Mag-aaral na nakakuha ng 80% sa pagtataya					
B. Bilang ng Mag-aaral na nangangailangan ng ibang pang gawain para sa remediation					
C. Nakatulong ba ang <i>remedial</i> ? Bilang ng mga mag-aaral na					

nakaunawa sa aralin					
D. Bilang ng mga mag-aaral na magpapatuloy sa <i>remediation</i>					
E. Alin sa mga istratehiyang pagtuturo ang nakatulong ng lubos? Paano ito nakatulong?	<p><i>Strategies used that work well:</i></p> <p>___ Group collaboration</p> <p>___ Games</p> <p>___ Solving Puzzles/Jigsaw</p> <p>___ Answering preliminary activities/exercises</p> <p>___ Carousel</p> <p>___ Diads</p> <p>___ Think-Pair-Share (TPS)</p> <p>___ Rereading of Paragraphs/ Poems/Stories</p> <p>___ Differentiated Instruction</p> <p>___ Role Playing/Drama</p> <p>___ Discovery Method</p> <p>___ Lecture Method</p> <p><i>Why?</i></p> <p>___ Complete IMs</p> <p>___ Availability of Materials</p> <p>___ Pupils' eagerness to learn</p> <p>___ Group member's Cooperation in doing their tasks</p>	<p><i>Strategies used that work well:</i></p> <p>___ Group collaboration</p> <p>___ Games</p> <p>___ Solving Puzzles/Jigsaw</p> <p>___ Answering preliminary activities/exercises</p> <p>___ Carousel</p> <p>___ Diads</p> <p>___ Think-Pair-Share (TPS)</p> <p>___ Rereading of Paragraphs/ Poems/Stories</p> <p>___ Differentiated Instruction</p> <p>___ Role Playing/Drama</p> <p>___ Discovery Method</p> <p>___ Lecture Method</p> <p><i>Why?</i></p> <p>___ Complete IMs</p> <p>___ Availability of Materials</p> <p>___ Pupils' eagerness to learn</p> <p>___ Group member's Cooperation in doing their tasks</p>	<p><i>Strategies used that work well:</i></p> <p>___ Group collaboration</p> <p>___ Games</p> <p>___ Solving Puzzles/Jigsaw</p> <p>___ Answering preliminary activities/exercises</p> <p>___ Carousel</p> <p>___ Diads</p> <p>___ Think-Pair-Share (TPS)</p> <p>___ Rereading of Paragraphs/ Poems/Stories</p> <p>___ Differentiated Instruction</p> <p>___ Role Playing/Drama</p> <p>___ Discovery Method</p> <p>___ Lecture Method</p> <p><i>Why?</i></p> <p>___ Complete IMs</p> <p>___ Availability of Materials</p> <p>___ Pupils' eagerness to learn</p> <p>___ Group member's Cooperation in doing their tasks</p>	<p><i>Strategies used that work well:</i></p> <p>___ Group collaboration</p> <p>___ Games</p> <p>___ Solving Puzzles/Jigsaw</p> <p>___ Answering preliminary activities/exercises</p> <p>___ Carousel</p> <p>___ Diads</p> <p>___ Think-Pair-Share (TPS)</p> <p>___ Rereading of Paragraphs/ Poems/Stories</p> <p>___ Differentiated Instruction</p> <p>___ Role Playing/Drama</p> <p>___ Discovery Method</p> <p>___ Lecture Method</p> <p><i>Why?</i></p> <p>___ Complete IMs</p> <p>___ Availability of Materials</p> <p>___ Pupils' eagerness to learn</p> <p>___ Group member's Cooperation in doing their tasks</p>	<p><i>Strategies used that work well:</i></p> <p>___ Group collaboration</p> <p>___ Games</p> <p>___ Solving Puzzles/Jigsaw</p> <p>___ Answering preliminary activities/exercises</p> <p>___ Carousel</p> <p>___ Diads</p> <p>___ Think-Pair-Share (TPS)</p> <p>___ Rereading of Paragraphs/ Poems/Stories</p> <p>___ Differentiated Instruction</p> <p>___ Role Playing/Drama</p> <p>___ Discovery Method</p> <p>___ Lecture Method</p> <p><i>Why?</i></p> <p>___ Complete IMs</p> <p>___ Availability of Materials</p> <p>___ Pupils' eagerness to learn</p>

					___ Group member's Cooperation in doing their tasks
F. Anong suliranin ang aking nararanasan na nasulusyunan sa tulong ng punong guro at superbisor?	___ Bullying among pupils ___ Pupils' behavior/attitude ___ Colorful IMs ___ Unavailable Technology Equipment (AVR/LCD) ___ Science/ Computer/ Internet Lab ___ Additional Clerical works <i>Planned Innovations:</i> ___ Localized Videos ___ Making big books from views of the locality ___ Recycling of plastics to be used as Instructional Materials ___ local poetical composition	___ Bullying among pupils ___ Pupils' behavior/attitude ___ Colorful IMs ___ Unavailable Technology Equipment (AVR/LCD) ___ Science/ Computer/ Internet Lab ___ Additional Clerical works <i>Planned Innovations:</i> ___ Localized Videos ___ Making big books from views of the locality ___ Recycling of plastics to be used as Instructional Materials ___ local poetical composition	___ Bullying among pupils ___ Pupils' behavior/attitude ___ Colorful IMs ___ Unavailable Technology Equipment (AVR/LCD) ___ Science/ Computer/ Internet Lab ___ Additional Clerical works <i>Planned Innovations:</i> ___ Localized Videos ___ Making big books from views of the locality ___ Recycling of plastics to be used as Instructional Materials ___ local poetical composition	___ Bullying among pupils ___ Pupils' behavior/attitude ___ Colorful IMs ___ Unavailable Technology Equipment (AVR/LCD) ___ Science/ Computer/ Internet Lab ___ Additional Clerical works <i>Planned Innovations:</i> ___ Localized Videos ___ Making big books from views of the locality ___ Recycling of plastics to be used as Instructional Materials ___ local poetical composition	___ Bullying among pupils ___ Pupils' behavior/attitude ___ Colorful IMs ___ Unavailable Technology Equipment (AVR/LCD) ___ Science/ Computer/ Internet Lab ___ Additional Clerical works <i>Planned Innovations:</i> ___ Localized Videos ___ Making big books from views of the locality ___ Recycling of plastics to be used as Instructional Materials ___ local poetical composition
G. Anong kagamitang panturo ang aking nadibuho na nais kong ibahagi sa kapwa ko guro?	<i>The lesson have successfully delivered due to:</i> ___ pupils' eagerness to learn ___ complete/varied IMs ___ uncomplicated lesson ___ worksheets ___ varied activity sheets <i>Strategies used that work well:</i> ___ Group collaboration ___ Games	<i>The lesson have successfully delivered due to:</i> ___ pupils' eagerness to learn ___ complete/varied IMs ___ uncomplicated lesson ___ worksheets ___ varied activity sheets <i>Strategies used that work well:</i> ___ Group collaboration ___ Games	<i>The lesson have successfully delivered due to:</i> ___ pupils' eagerness to learn ___ complete/varied IMs ___ uncomplicated lesson ___ worksheets ___ varied activity sheets <i>Strategies used that work well:</i> ___ Group collaboration	<i>The lesson have successfully delivered due to:</i> ___ pupils' eagerness to learn ___ complete/varied IMs ___ uncomplicated lesson ___ worksheets ___ varied activity sheets <i>Strategies used that work well:</i> ___ Group collaboration	<i>The lesson have successfully delivered due to:</i> ___ pupils' eagerness to learn ___ complete/varied IMs

	___ Games ___ Solving Puzzles/Jigsaw ___ Answering preliminary activities/exercises ___ Carousel ___ Diads ___ Think-Pair-Share (TPS) ___ Rereading of Paragraphs/Poems/Stories ___ Differentiated Instruction ___ Role Playing/Drama ___ Discovery Method ___ Lecture Method <i>Why?</i> ___ Complete IMs ___ Availability of Materials ___ Pupils' eagerness to learn ___ Group member's Cooperation in doing their tasks	___ Solving Puzzles/Jigsaw ___ Answering preliminary activities/exercises ___ Carousel ___ Diads ___ Think-Pair-Share (TPS) ___ Rereading of Paragraphs/Poems/Stories ___ Differentiated Instruction ___ Role Playing/Drama ___ Discovery Method ___ Lecture Method <i>Why?</i> ___ Complete IMs ___ Availability of Materials ___ Pupils' eagerness to learn ___ Group member's Cooperation in doing their tasks	___ Games ___ Solving Puzzles/Jigsaw ___ Answering preliminary activities/exercises ___ Carousel ___ Diads ___ Think-Pair-Share (TPS) ___ Rereading of Paragraphs/Poems/Stories ___ Differentiated Instruction ___ Role Playing/Drama ___ Discovery Method ___ Lecture Method <i>Why?</i> ___ Complete IMs ___ Availability of Materials ___ Pupils' eagerness to learn ___ Group member's Cooperation in doing their tasks	___ Games ___ Solving Puzzles/Jigsaw ___ Answering preliminary activities/exercises ___ Carousel ___ Diads ___ Think-Pair-Share (TPS) ___ Rereading of Paragraphs/Poems/Stories ___ Differentiated Instruction ___ Role Playing/Drama ___ Discovery Method ___ Lecture Method <i>Why?</i> ___ Complete IMs ___ Availability of Materials ___ Pupils' eagerness to learn ___ Group member's Cooperation in doing their tasks	___ uncomplicated lesson ___ worksheets ___ varied activity sheets <i>Strategies used that work well:</i> ___ Group collaboration ___ Games ___ Solving Puzzles/Jigsaw ___ Answering preliminary activities/exercises ___ Carousel ___ Diads ___ Think-Pair-Share (TPS) ___ Rereading of Paragraphs/Poems/Stories ___ Differentiated Instruction ___ Role Playing/Drama ___ Discovery Method ___ Lecture Method <i>Why?</i> ___ Complete IMs ___ Availability of Materials ___ Pupils' eagerness to learn ___ Group member's Cooperation in doing their tasks
--	--	---	--	--	---

