Grampians Climbing 2015 Updates!

This is additional information to supplement the **Grampians Climbing - 2015 Edition** guidebook published July 2015.

If you have any updates, corrections or new routes send them to the author at *nmonteith@yahoo.com*

Current Crag Access Status from cliffcare.org.au (2017)

Crag Name	Open/Closed/Change	Detail
Guardhouse	Open	Track was burnt out in Jan 2014f
Sentinel	Open	Track was burnt out in Jan 2014
Ravine	Open	Track was burnt out in Jan 2014
Olive Caves	Open	Track was burnt out in Jan 2014
Shangri-La	Open	Fires Jan 2014
Clicke	Open	
Epsilon	Open	
Windjammer	Open	
Northern Walls	Open	
Central Buttress	Open	
Grey & Green Walls	Open	
Taipan	Open	
Spurt	Open	
Afterglow	Open	
Lower Taipan	Open	
Plaza Strip	Open	
West Flank	Open	
Summerday Valley	Open	
Wall of Fools	Open	Fires Jan 2014

Sandinista	Open	Fires Jan 2014
Amnesty	Open	Fires Jan 2014
Crank Start	Open	Fires Jan 2014
Guernica Block	Open	Fires Jan 2014
Cut Lunch	Open	Fires Jan 2014
Koalasquatsy	Open	Fires Jan 2014
Tribute	Open	Fires Jan 2014
Bad Moon Rising	Open	Fires Jan 2014
Dungeon	Open	Fires Jan 2014
Van Diemen's Land	Open	Fires Jan 2014
Pangea	Open	Fires Jan 2014
Cave and Wave	Open	Fires Jan 2014
Watchmen	Open	Fires Jan 2014
Centurion	Open	Fires Jan 2014
Watchtower	Open	
Wall of China	Open	
Big Merino	Open	
Bundaleer	Open	
Asses Ears Main Cliff	Open	Fire damage 2013
Dead Ahead	Open	Fires damage 2013
Schroaders	Open	Fires damage 2013
Dreamtime	Open	
Weirs Creek	Open	Gate is locked. Longer walk.
Gondwanaland	Open	Gate is locked. Longer walk.
Red Sail	Open	Gate is locked. Longer walk.
Clean Cut	Open	Gate is locked. Longer walk.

Eureka	Open	Gate is locked. Longer walk.
Lost World	Open	Gate is locked. Longer walk.
Muline	Open	Track was burnt out in 2013
Emu Cave	Open	Track was burnt out in 2013
Mt Fox	Open	Track was burnt out in 2013
Red Rocks	Open	Track was burnt out in 2013
Scoop	Open	Track was burnt out in 2013
Tower	Open	Track was burnt out in 2013
Mother	Open	Track was burnt out in 2013
Gallery	Open	Track was burnt out in 2013
Millennium	Open	
Little Hands	Open	
Flame	Open	Track was burnt out in 2013
Curiosity	Open	Track was burnt out in 2013
Ruined Castle	Open	Track was burnt out in 2013
Gilhams	Open	Track was burnt out in 2013

Go to http://cliffcare.org.au/ for most up to date access information.

TAIPAN IS OPEN (September 2014)
After 10 months of closure due to extensive bushfires a few major areas have been reopened in the northern Grampians. Epsilon, Clicke, Taipan, Spurt and Plaza Strip are now reopened.

HOLLOW MOUNTAIN & STAPYLTON CAMPGROUND CRAGS OPEN (September 2015)
A large bushfire in mid January 2014 damaged the entire northern Grampians region. ALL campsites in the northern Grampians are also closed, including Copper Mine Track, Goltons Gorge, Stapylton and Troopers Creek. The nearest camping area is Plantation campground. The area may re-open in late 2015.
For further detailed information see http://parkweb.vic.gov.au/__data/assets/pdf_file/0003/621246/Grampians-National-Park-Update.pdf

WEIRS CREEK, GONDWANALAND, EUREKA & LOST WORLD ROAD CLOSURE
The Emus Foot Track road access into these crags has been permanently gated (closed). You will now have to walk along this road to access these crags - adding between 2km and 3.5km to all walk-ins. Fines apply if caught with a vehicle on this road. There is a different method of access for Weirs Creek - it can still be approached on foot in about 50 minutes as long as the Glenelg River is not flowing. Park on Forest Lodge road at the gate on Hynes Track. Follow Hynes track south until it ends at the channel. Cross the channel and straight across the service track to the overgrown track running south-west. Follow this towards Emu's foot, dog-legging through the hopefully dry Glenelg River and on to meet Matthew's track at the zig. Continue along this until it zags to the right. It's about 25 minutes to here. Now head cross-country towards the landslide to meet the old track just before Weir's Creek.
More info is here…
http://cliffcare.org.au/2014/02/14/northern-grampians-fire-update-14214-victoria-range-updates/

SENTINEL p.37
New routes

Canadian Honey* 17m 27 (sport)
(Marked as #7 in topo). Starts up Makybe Diva. Bring some long draws for this bouldery roof climb.
FA: Josh Grose 2018

Why Monty Why? 21m 26 (sport)
(Marked as #5 in topo). A bit stupid. Starts 2m right of Media Puzzle - up a few metres then traverse left to join MP. Climb all the way to top of cave by avoiding bolt and anchor out left.
FA: Trent Searcy 2018

RAVINE p.40
Ravine Machine
Some cams are useful. Green to yellow camalot sizes.

New routes

Gaybarry * 20m 18 (sport)
Starts just left of Glue Mountains. Up easily to first bolt, over steepening and then follow left orange streak. Careful at runout to 2nd bolt. 7 bolts
FA: Adam Demmert & Neil Monteith 2015

T Wail * 20m 21 (sport)
Start up Glue Mountains till you reach the major overlap, then follow bolts right trying to manage the pump, up to and over hanging prow, with a bit of a sting in the tail. 8 bolts.
FA: Adam Demmert, Ben Wiessner & Douglas Hockly 2015

Point Perpetrator * 17m 18 (sport)
Far right bolted route. Grey slab then orange wall with pockets and finish left up flake crack. 6 bolts
FA: Neil Monteith 2015

WINDJAMMER p.54
Unfortunately the fires looked to have damaged talk of mad women & roaring forties. Be careful if you are climbing on them.

Some much needed rebolting has been done. Mutiny on the bounty, motb variant start, abandon ship, open project, call of the sea & talk of mad women have all had there bolts replaced with RB's. Anchors have been replaced to allow lowering.

New route

Loblolly Boy 20m 24 (mixed)
Hard start past FH 3m right of Spice Islands. Up past small wires and cams to second FH, clip FH out to the right on Anchors Away before moving left and up past final FH.
FA: Ross Taylor & Simon Madden, 2013

NORTHERN WALLS p.59
New routes

Route 18 (p.59)
Agent of Cool project has now been freed by Lee Cossey at grade 31 (October 2015). No bolts added.

Panic Attacks * 20m 25 (sport)
(Marked as route #17 in topo)
Overhung bolted groove leading to bouldery roof about 10m left of trident. Anchor is in odd position, advisable to back jump.
FA: Kent Paterson 2017

Another Non Violent Action * 40m 20 (traditional)
Climbs the wall L of Germinal (can be done in one pitch with creative rope management). Climb pitch 1 of Germinal. Delicate traverse L above roof to shallow crack in middle of the wall. Arrange gear and launch up awesome wall above, keeping slightly R on the orange rock. Finish up and L.
FA: Goshen Watts & Dick Lodge 2018

Up to you Neil if you want to add these new routes…

The following 3 climbs ascend the most Western buttress on the Northern walls (the Kindergarten bouldering is just around the corner). For all routes on this buttress there is an abseil ring & fixed sling just below the highest part of the wall.

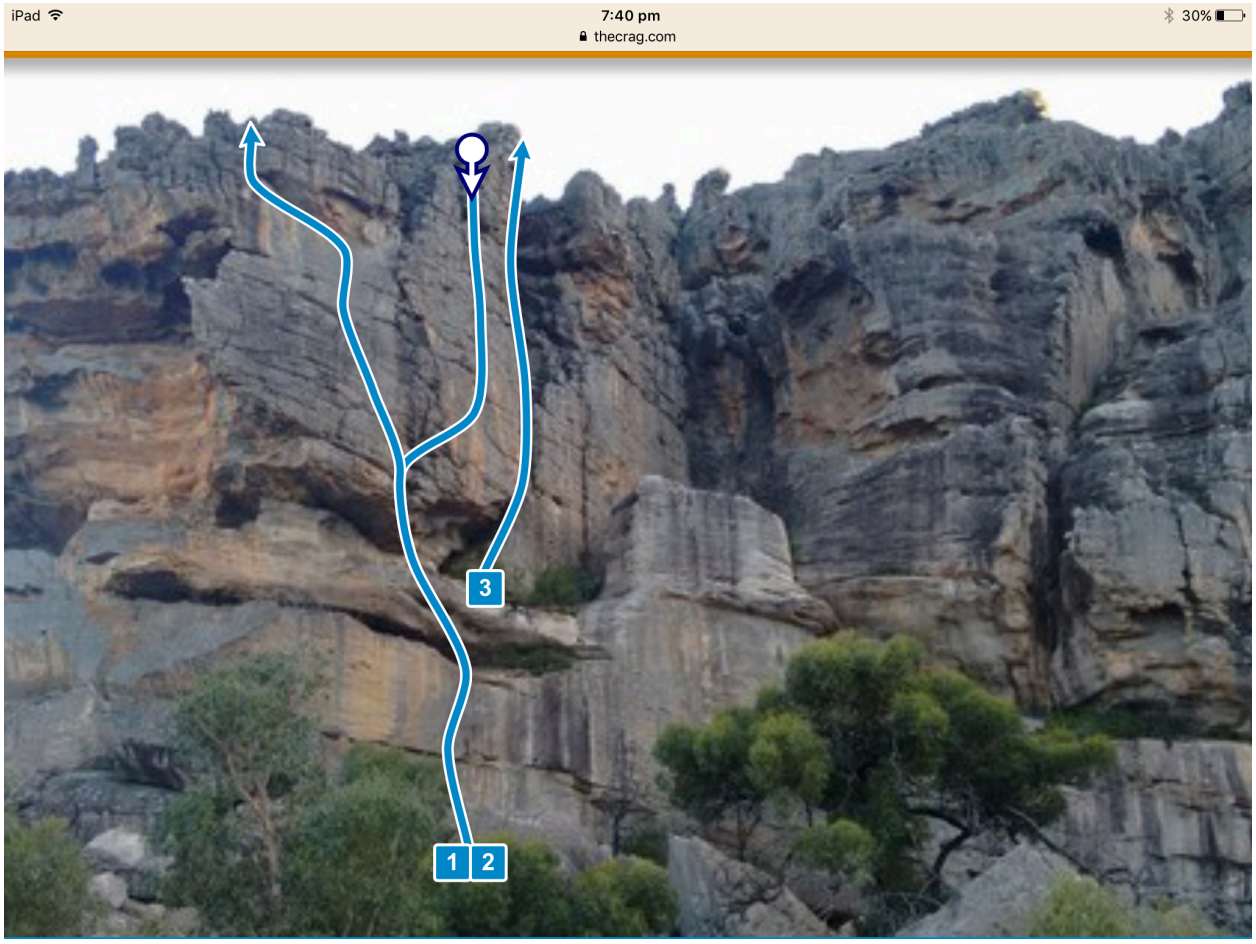

Route #1)
Roll Call 38m 21 (mixed)
Up past FH and gear to ledge, out through roof (FH), then veer left up nice grey wall. Up to and along the final left leading wide crack below roof.
FA: Goshen Watts & Chris Leiden 2016

Route #2)
Schools Out * 35m 21 (mixed)
Takes the main orange wall of the most Western buttress. Starting from the ground, up past FH to ledge, out through roof, then veer right and straight up the engaging orange wall finishing steeply through jugs (careful what you pull on). Finish at abseil point.

FA: Goshen Watts & Jimmy 2016

Route #3)
Fried Lichen 20m 16 (trad)
Not bad for the grade... Takes the RH arete of buttress. Starts up on the ledge, so you have to do a short pitch up the start of SO, or roped traverse in from the Kindergarten (about Gr 15). Up corner on R (3m R of SO), then step left to arete. Up this, before trending R towards the top to finish R of arete (Don't go direct to the rap point as there are some dangerous blocks).
FA: Goshen Watts & Abby Watkins 2016

Ledge access
The following climbs start from relatively complex to access ledges (Agent of Cool is on the upper one).

LOWER LEDGE: Directly under ledge is a steep wall, now with a fixed rope on the RHS (up gritty slab).

UPPER LEDGE: The fires have burnt off the fixed access rope to the upper ledge (via ramp), so either do a short access pitch on the R somewhere, or if already on the lower ledge, you can do a tricky 5m scramble up the entrance to the 'chasm'. There's some rap slings on the West side of the upper ledge.

NOTE: The 2016 Gramps guide has the topo wrong - the route pictured in the guide is Ancient Evenings, and not cool intentions.

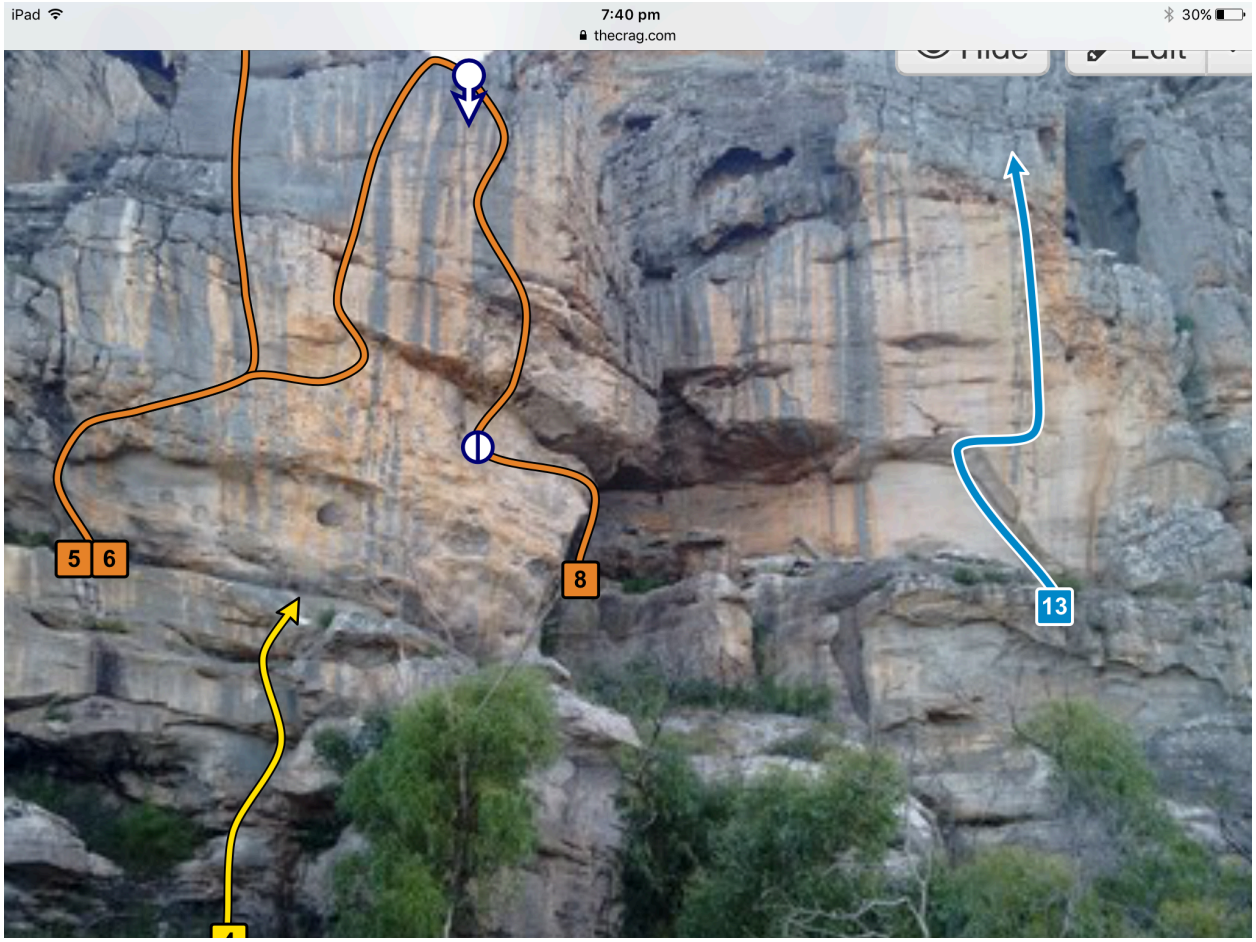

Route #5)
Cool Connections * 25m 20 (mixed)
Interesting wall climbing, culminating in a nice finger crack on the L side of the headwall. On the LHS of the blank overhanging wall (on ledge BELOW Agent of Cool) is a scoop (FH) which you can climb to a stance. Now step R, and trend up and R across wall to an unlikely move up to shallow corner (don't go R to the next bolt). Now up to horizontal breaks, and onto nice finger cracks.
FA: Goshen Watts & Chris Leidy 2016

Route #6)
Moon Dreams * 30m 24 (mixed)
Exhilarating climbing up the middle of the wall. Access via the start of CC (FH), traverse across wall to FH, then up short crack to hard moves R past FH, and awesome final headwall. Gear to size 2, camalot.
FA: Goshen Watts & Troy Mckenzie 2017

Cool Evenings 40m 22 (mixed) + carrot bolt symbol
A bit of a link-up, with the other routes on this wall providing easier access than the wide crack!

pitch 1) 22, Wide crack to DBB as for P1 of Ancient Evenings (take brackets).
pitch 2) 19, Continue climbing leftwards for about 5m then straight up nice crack, trending left on the large breaks. Either escape left (belay), or go straight up delightful thin crack to the top. Descend from bollard down the East face.
FA: Goshen Watts & Chris Leidy 2016

Route #8)
Ancient Evenings * 30m 24+ (mixed) + carrot bolt symbol
Looks like a sensational overhanging headwall; but has a very difficult crux move. Start as for Cool Intentions in the major chasm just left of Agent of Cool.
pitch 1) 22, Traverse wide crack (large cams) and awkwardly around arete to a hanging DBB in corner (brackets required).
pitch 2) 24+, From DBB, up overhanging wall past 2 FH, and a fixed sling (Tat replaced, bolts look ok?). New rap ring for this climb (shared with MD).
FA: Nick White & Richard Smith 1990

CENTRAL BUTTRESS p.60
Technical ecstasy direct is upgraded to 24 with an R rating

TAIPAN p.74
Some rebolting at Taipan.
Remove rusty from lure groove as rebolted
Remove carrot symbol from great divide. All FHs
Daedalus has six RB to lower off.
The seventh banana has been rebolted. 4 FHs & trad to lower off.
Venom & tourniquet have been rebolted (both pitches). Lower offs added to last pitch on both routes. Slings, roller carabiners and 2no of carrot bolt hangers will be handy.
Seventh pillar Direct Finish(28). Rebolted 2 RB & Lower off.

Venom - pitch 2 is grade (26).... previous edition mistakenly gave it 28.

Some of the hardest routes in Oz got done.

The Great Affair ** 60m 33 (mixed)
(Marked as route #38 in topo)
Demanding bouldery cruxes and intimidatingly huge dynos. According to Dave Jones, 'Malcolm only ever bolted this because he'd just done Mirage and thought he could dyno the full height of the cliff'. Start about 15m R of The Seventh Pillar, 2-3m R of Slytherin.

1. 28m (33) 3FHs (enormous dyno at 3rd, Rainbow Rocket -style), to gain THE break about 6-8m R of the Seventh Pillar bolt ladder. Continue up the desperate looking face past 3

FHs which trend R into a thin L-facing flake. Follow this to a chain below the main roof (30m rap).

2. 20m (32/3) This is the left-most bolted line through the major roof which extends all the way from The Seventh Pillar to Serpentine, halfway up Taipan. Another all points off dyno plus amazing water scoop/arete climbing, ending at the 3rd pitch traverse break of The Seventh Pillar.
3. 14m (29). Finishes up Quetzalcoatl

FA: Nalle Hukkatival 2017

Serpentine- Direct Start * 25m 33+ (mixed)
(Marked as route #43 in topo)
Grade is a guess as FAist did not provide. 1FH below the big break, then a few more FH's up the faint arête to join serpentine's first pitch. Very bouldery start on slick rock.
FA: Nalle Hukkataival 2017

Kundalini ** 20m 29 (mixed?)
New route that starts as for Feather Boa then goes right through the bulge and halfway up headwall.
FA: Jai Critchley 2015

Askleipos * 25m 34(mixed?)
Extension to Kundalini. Adds another 7m of hard climbing on thin crimps and pockets and a final jump to the ledge. Alex tried to call it "5 Star Bin Dive" but was convinced to change it shortly after.
FA: Alex Megos 2015

Mr V ** 50m 27 (mixed - linkup symbol- carrot symbol)
Link-up of Mr J into Venom P2 for a massive 50-ish meter single pitch topping out the wall. Traverse the big break to the right just after Mr J's 6-th bolt (just before the big blob rest on Mr J) to link into the groove on Venom P2. Long draws, cams, carrot bolt plates and some big runouts is required to avoid serious ropedrag.
FA: Henning Wang 2018

Route 70 (p.88)
The Old Dog ** 18m 34 (sport?)
This old project has finally been climbed by Alex. This is the subtle groove about 6-8m R of Mr J's arête. "33/34" with tricky beta on both cruxes and lots of kneebar action. Start at the DRB at the base of Venom. Trend L past FH, through desperately blank looking bulge, to follow the line of anti-holds up the attractive faint groove, joining Venom at the big break.
FA: Alex Megos 2015

Hydra * 30m 24 (mixed)
Climb 7th pillar LHV almost to end of rightwards traverse and go up scoopy line past 2 bolts to

bolted anchor.
FA: Graham Dick 2016

Slytherin* 25m 26 (mixed)
Start from the ground as for Malcolm's old dyno project. Trend diagonally L past 2 new bolts to ledge. Continue L and up 7th pillar LHV flake, then finish as for Snake in the Grass to Mirage ledge. 3 cruxes separated by rests.
FA: Graham Dick 2016

SPURT p.90
Sticky Fingers (27) is drawn incorrectly on topo. Anchor is lower. See below.

iPad
10:57 pm
46%
thecrag.com



lar but run out at the crux

AFTERGLOW p.96
Chicane and romancing the stone do not have lower off anchors. Fix topo please.

CRANK START p.97
Rock the Casbah upgraded to 25.

WEST FLANK p.102
Melting moments and yellow cake have both been retro bolted into sport routes.

New routes described from left to right

Melting moments has been downgraded to (23).

Project - Closed
There is a hard project approx 3m left of uranium 234 with green tag. FH's

Uranium-234 * 30m 23 (sport)
Starts up the amazingly pocketed wall just left nuclear wasteland, then moves delicately left through scoop to small flake. Trend diagonally left to anchors. 10 bolts. Possible to finish up NW at same grade.
FA: Anthony Pattison & Carole Lunny 2016

The Hot Zone * 22m 22 (sport)
Start immediately R of Yellow Cake at the base of short flake and rooflet. Boulder around the R side of this and up the short crack before stepping L onto bulge. Straight up the face to the roof clipping from big undercling if roof. Over roof and up juggy flake to the top. 8 bolts
FA: Matt Brooks 2015

Minutes to Midnight 25m 22 (sport)
Start approx 4 metres right of Melting Moments. Use longer QD at fourth bolt to prevent rope drag over bulge. Up slab to base of orange wall past some excellent small and large pockets, step out right (crux) to flake, then back left, over bulge on massive jugs then direct line to lower off. 7 bolts
FA: Steve Holloway, Brett Williams & Amanda Holloway 2016

Three Eyes And a Third Leg 20m 22 (sport)
A fun direct to UF. Follow UF past 4RBs and then straight up the wall to the anchors just L of the top of CIC. 8 bolts
FA: Matt Brooks & Jessica Shaham 2016

Without Warning * 15m 23 (sport)
Fantastic pumpy climbing on some great rock and holds. Start off the ledge up and approx 2m R

of CIC at an RB. Follow the hangers up and L to join UF for the last 2 RBs and its fantastic finish.
FA: Matt Brooks 2016

The Big Red Button 15m 20 (sport)
Start at the first bolt of 'Without Warning', but head up and slightly right to finish at anchor of 'Nuclear Novice'. Ok climb, but still a bit mossy. Rap off anchor, as lowering will destroy rope.
FA: Matt Brooks 2017

Nuclear Novice 15m 16 (sport)
Fun, easy face climbing, with some great jugs. Start of the R end of the ledge about 4m right of CIC. Follow the bolts and jugs up the face to DUB. Rap off anchor, as lowering will destroy rope.
FA: Buck Rogers & Matt Brooks 2016

Fat Boy * 17m 21 (sport)
Some nice moves. Start as for Nuclear Novice, climb the first few moves of this before moving R and up the face past FHs to DRB lower off.
FA: Matt Brooks 2017

Dirty Bomb * 18m 17 (sport)
Fun climbing and surprisingly cool holds. Starts about 5m R of UF, steep start on great holds then up the face looking for the cool pockets. 7 bolts
FA: Matt Brooks & Jessica Shaham 2016

Glow in the Dark 17m 20 (sport)
Starts 2m right of dirty bomb .Rising right traverse across face to corner then straight up under chockstone to chains.
FA: Matt Brooks 2017

Moaning in Moab 20m 20 (sport-linkup symbol)
This is a linkup of GITD and Moab. Maybe best for someone to 2nd, to clean it. Starts as per GITD, once you reach the corner head right past additional bolt to link into MOAB.
FA: Anthony Pattison 2017

MOAB 17m 18 (sport)
Not quite Nuclear. Fun climbing that starts up first 2 u bolts of Alpha Decay then steps left on fh to anchors just R of the arête at the top.
FA: Matt Brooks 2017

Alpha Decay * 17m 20 (sport)
Starts approx 10m right of dirty bomb on the slab. Technical and consistent climbing straight up wall using nice side pulls and pockets. 9 bolts
FA: Anthony Pattison & Carole Lunny 2017

Fickle Fission 17m 21 (sport)
Starts 3m right of Alpha Decay. Scramble up ramp left of Blues Breaker. Juggy face to fun moves on pockets and slab above. Bouldery. 7 bolts
FA: Anthony Pattison 2017

Nasty Nukes * 17m 20 (sport)
Scramble up ramp to left of Blues breaker. Nasty Nukes starts 2m right of Fickle Fission. Start the climb heading towards obvious chicken head. Then climb well featured face to fun large pockets and slab above 5 U-bolts +lower offs.
FA: Anthony Pattison 2018

Nuclear Error * 15m 19 (sport)
Starts 2m right of flake, at far right end of cliff line. Just left of black water streak .Climb straight up right of bolts. Nice face climbing. 7 FH's
FA: Anthony Pattison 2016

SUMMERDAY VALLEY p.108
New route

Robber Barons ** 25m 27 (mixed)
Starts up first 7m of 21st Century Schizoid Man, then veer right on awesome pockets past bolts and tricky corner. Climb direct through roof above to lower off anchor. 5 RB’s. Bring cams up to #3 and wires
FA: Kent Paterson 2017



Red= robber barons

WALL OF FOOLS p.116
Billy Muggins (route 7) second pitch has been rebolted with a new FH bolt
Milupa (route 10) has been rebolted with five ringbolts
Innocent Fool (route 13) has been rebolted with three ringbolts.

Correction: Milupa is 28. Innocent fool is also 28.

SANDANISTA p.118
Daniel or-tiger has been rebolted with 7 RB's.

AMNESTY p.122
p.123 Amnesty Topo is a bit wrong. Route 9 Minor Threat is the line in blue.

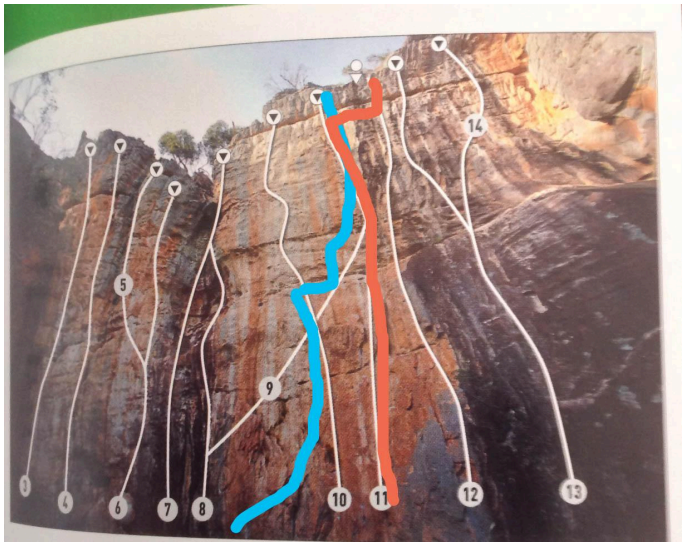

P123

The tyrants grasp rebolted. Anchor raised. 8 RB's

As anchor repositioned Remove comment "up this to awkward to clip anchor- clip it from above on jugs"

Other rebolting...Raquels Roadhouse = 5 RB
The Flying Emu = 5RB
League of Nations = 6 RB
Float Like A Butterfly= 8 RB
United Nations= 10 RB's

Route 11 (p.124)
The Good Fights grade should be 26 with the text saying if you go right before last bolt it is 25. Not the other way around. It's more logical

CUT LUNCH p.130
Malcolm's crack now has an anchor.

New routes

Waste of Paint * 19m 20 (sport)
Starts 3m left of wired. The easiest way up the upper wall on great orange scoops, and unfortunately a big midway ledge. 7 bolts.
FA: Kent Paterson 2016

Anderson Brothers * 10m 26 (sport)
Bouldery orange scoop just right of Malcolm's crack. Great stone but very short. Finishes at shared anchor with Malcolm's crack. 4 bolts.
FA: Kent Paterson 2016

Smörgåsbord * 20m 28 (sport)
The open project #16 has been finished. Very bouldery start quickly relents to easy climbing on beautiful orange stone.
FA: Byam Keil 2017



Blue = waste of paint
Red = Anderson brothers

TRIBUTE WALL- UPPER p.138
The suburbs now has 6 bolts.

New routes
Fake News * 14m 23 (sport)
Starts 3m right of powderfingers in black groove. Bouldery start leads to fun layback finish. 5 rings.
FA: Kent Paterson 2017

Surface Eaters 14m 26 (sport)
The distinct black streak right of Back Stabbath. An off balance and unlikely jump move provides the fun. Lower off Olympic Airways anchor. 7 RB's
FA: Kent Paterson 2017

Topo is misleading :
Dark Blue = Olympic Airways
Red = Lost in Translation
Aqua= The Suburbs
Yellow = MC Hammerdrill
11= Powderfingers
Purple = Fake News
Green = Surface Eaters

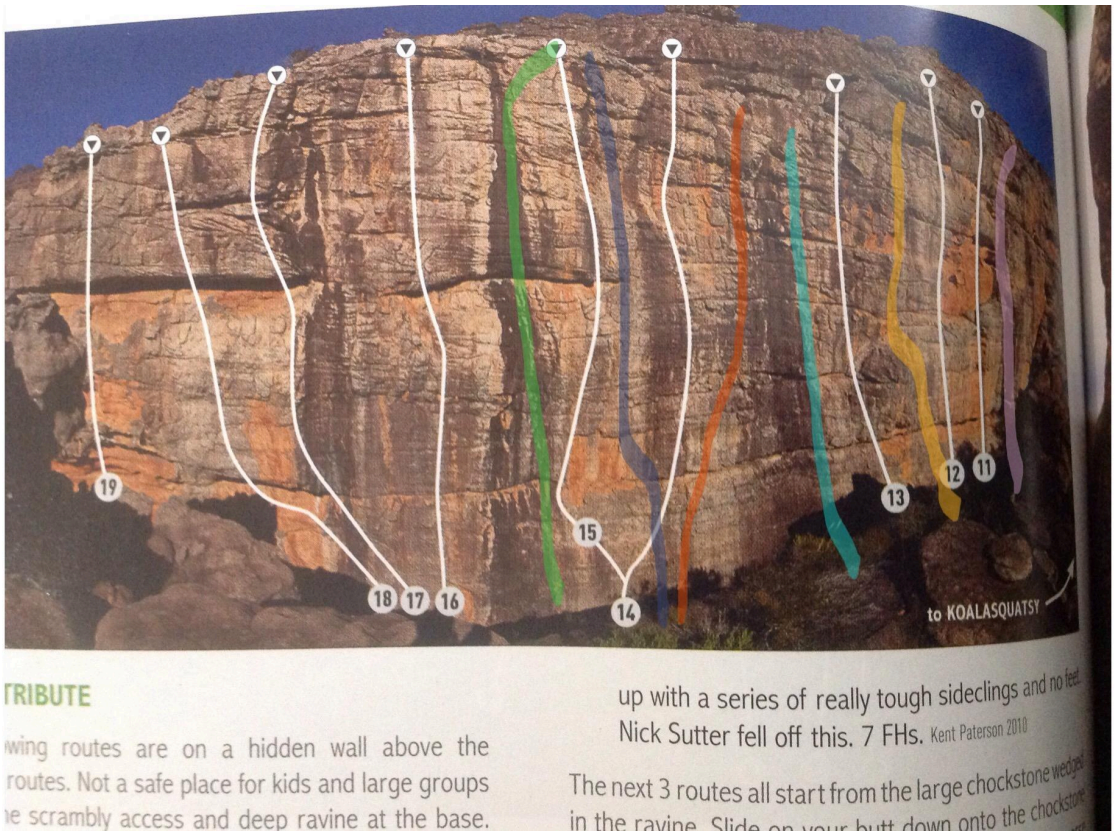

TRIBUTE

wing routes are on a hidden wall above the routes. Not a safe place for kids and large groups ne scrambly access and deep ravine at the base.

up with a series of really tough sideclings and no feet. Nick Sutter fell off this. 7 FHs. Kent Paterson 2010

The next 3 routes all start from the large chockstone wedged in the ravine. Slide on your butt down onto the chockstone

BAD MOON RISING p.140
Sleep Forever
The original route bailed left into Bitten Finger at 2nd bolt to avoid bulge. The first ascent never went direct through the bulge.

Familiar Patterns

This doesn’t deserve a star

Run Rabbit Run
Confusing description. Should read
“Nice slab that uses the jugs on the left of the RB’s. Tricky crux up high”

DUNGEON p.142
New easier access that doesn't require an abseil has been created. Access via small down climb on southern end of rock platform above the dungeon (look for obvious cairn and fixed rope).

Torture Garden
Extra lower first bolt added to this route, no stick-clip required any more.

New routes
Endangered Species * 15m 27 (sport)
The direct finish to torture garden is very bouldery and has some very cool pockets. Solid at the grade. 8 bolts
FA: Kent Paterson 2016

Black Books * 15m 29 (sport)
(marked as route #4 in topo)
Climb to ledge and move left to imposing black wall. Traverse left for approx 4m then up on knob style holds. Power up menacing headwall with just enough holds. 7 bolts
FA: Kent Paterson 2016

Mistaken for Strangers (p.142)
Now has 5 bolts and double bolt anchor on small ledge.

Civil War
Rebolted. 5 rings to anchors.

VAN DIEMENS LAND p.143
Kent has suggested new star ratings for some of the routes
Body count arête = 1 star
The Velvet Underground = 1 star
Sonic Youth = 1 star
Ocean Rain = 2 star

The Brian Jonestown Massacre has been upgraded to 26.
Ocean Rain has been upgraded to 26.

There are now ringbolt belay bolts all along the ledge on the pocketed wall. No bolt plates required.

Sisters of Mercy
Two anchors bolts on ledge have been added for belay. Sling has been replaced with FH. New lower off anchors installed.

Route 27 (p.147)
Ocean Rain topo is not right. It should be drawn up about 5m right. It goes up orange rock then just left of 3 major horizontals.
Blue = Physical Graffiti Ext
Red = Ocean rain



Physical Graffiti (sport)
Now has a two bolt extension to the top of the cliff at grade 23 (FFA Kent Paterson)

Hogadelics Anonymous (sport)
Rebolted with 9 RB's and anchor. We believe this was never climbed. Upgraded to 28 and worth **.

WATCHMEN WALL p.155
New routes

Loiterer 19m 22 (sport)
A short, hard crux at the end of easier climbing – sure to be popular with boulderers!
Start as for We Like to Watch. Follow WLTW to its big half way ledge. Climb diagonally left past 2 FHs to the guano stained ledge (Clip the FH up right). Loiter as long as you like, before powering up to the anchors. (5 bolts)
FA: Michael O'Reilly, Ross Timms and Steve Chapman 2016

Loiterer Left hand Variant* 21m 19 (sport)
This easier LHV of Loiterer finally provides the much needed warm-up at the cliff.
Start directly as for We Like to Watch, or climb in easily right of the first FH. Follow WLTW to its big half way ledge. As for Loiterer, climb diagonally left past 2 FHs to the guano stained ledge. Clip the FH up right with a sling or long quickdraw. Loiter as long as you like, before traversing easily left to the black groove using big underclings. Clip the FH and up to the anchors. (6 bolts)
FA: Michael O'Reilly, Ross Timms and Steve Chapman 2016

CENTURION p.155
Simon young has bolted some projects at this cliff. One route is in between sandpit (20) and centrifugal force (24). The other starts just right of Pining for the Fiords and finishes up it. Unfortunately this project looks fire damaged.

New route

Nowhere to Hide * 20m 27 (sport)
A direct start to Afterworld. Steep scoops provide gymnastic and powerful climbing. advisable to stick clip 2nd bolt. 9 bolts.
FA: Kent Paterson 2017

Desert Crack *** 14m 27 (trad)
Located on the tier above centurion walls. On the far right side of this is a chossy cave with a very obvious finger crack. Initially aid climbed, this now goes free at grade 27. Probably the best true finger crack in the grampians. Gear 0.1 to 0.5 bd x4.
FA: Neil Monteith (solo), 2000
FFA: Mark Gould & Glenn Tempest, 27 Nov

WATCHTOWER p.163
Happy jack now has a lower off anchor, so you can avoid choss top. Worth a star now.

WALL OF CHINA p.166

Route 9 (p.168)
Sprung
Apparently the bolts aren't looking too great on this anymore. Treat with caution. They can be backed up with trad gear.

BUNDALEER p.170
There has been recent (2015) rebolting at this crag in an attempt to remove the last of the dodgy carrots. Lust, Masters of Pox & Berlin Wall has been rebolted.

Kassolve now has a lower off anchor. This also services tough tips and front line.

Tough tips now has 2RB's, recommend stick clipping first bolt (worth adding to guide?)

Gotham city has been rebolted with 5RB's and lower off and is a great little sport route.

Front line is incorrectly described. It should read. "Start as Gotham city on face, veer left after first bolt to arête and then follow horizontal crack rightwards to finish up Kassolve.

We Don't Like Slopes 35m (24)
Now a really long single pitch, mostly on bolts. Bring a handful of medium wires for the top section. Up easy bolted face left of Island Cruise to large blocks just left of ledge. The angle kicks back into steep jugs then tough move over final roof and finish up easier wall on trad to lower-off bolts. 70m rope will just make it back to the ground.

Dark Passage (24)
Big grit arete that has been retrobolted into a more popular route. The original climb had four less bolts! Start on high slabby platform on right edge of the Ogive cave. Belayer should belay from ground. Place a cam in a break then swing left off the platform onto arete. Up it past 3 RBs to slabby seam crack on left side of arete. Up this (trad) then swing through steepness above (two RBs + cams) to lower-off anchor. Classic!

Yerba is the Word
Rebolted with three RB at start and lower-off anchor. Trad still required for top half

Pyjamaland
Rebolted with 3 ringbolts and lower-off anchor. Trad still required. Worth a star.

New routes aswell

Zeppelin (aka Blimp Left Wall) * 25m 23 (sport)
Glenn finishes the concept 30+ years later!Stick-clip the first ring-bolt from the base of Blimp. Step onto the L wall. At the sixth bolt there is a tricky reach L to gain a poor knob. Continue

straight up the technical wall above passing another two bolts to Blimp's lower-off. 8 bolts
FA: Glenn Tempest & Karen Tempest 2017

Sparrows * 15m 24 (sport)
Starts as for Bliss. Starts up corner then break right into unlikely hueco. Finishes up little arête 5m right of bliss. Recommend stick clipping 1st bolt. 6 RB's. A bouldery direct start through the scoops, has also been done at grade 30.
FA: Kent Paterson 2015

Psycho Bunny * 25m 22 (sport)
A daunting ride, especially across the final five-metre diagonal roof. At the undercut wall about 18m L of Enter Sandman. Stick-clip the high ring to start. Be careful of rock quality. 8 RBs.
FA: Glenn Tempest & Karen Tempest March 2017

Sad But True * 25m 20 (sport)
Best warmup at Bundaleer. Starts up 'Enter Sandman' and continues up the steep wall past three new rings to finish through the reachy overhang on 'Exit Sandman'. The most logical way to climb this wall and with no rope drag issues. Unknowingly retroed by Glenn. 6 RBs
FA: Robin Holmes (on trad)
FRA: Glenn Tempest & Karen Tempest 2017

Flying Castles 15m 24 ** (sport or mixed)
(Marked as route # 8 in topo)
Starts off the ledge at the end of the 2nd pitch of Scarab and makes a good second pitch to Ruined Castles, which is a sparsely bolted 19. Start on Arete and head up to the roof past 4 ring bolts past some tricky moves. Then jug out the roof with some big moves where it joins Flying High past fixed hangers. Great position. Back clean to last ring bolt or bring your 2nd up you will need gear for an anchor. Bolted by mikl.
FA: Adam Demmert 2016

DREAMTIME p.178
A more extensive PDF guide to this ever expanding crag is available for free to download
http://www.rockmaster.com.au/images/resources/RMP_Dreamtime_v8D.pdf

The topo on p.185 has route 43 marked incorrectly as Dreaming of a White Christmas. The line 43 shown on the topo is Namarron. Dreaming of a White Christmas is in between line 43 & 42 on the topo.

Topo on page 182 seems incorrect. Route #25 and #26 drawn wrong. Short memory goes right.

Route 12 234 Duck
Downgrade from 20 to 18. Route is quite good, steep and the rock is OK. You climb the best of

the rock.

Route 9 Wha Wha Knee 20
2 stars

Route 44 Namarron
Upgrade to 20

Route 42 Back in Black
The first pitch is 18, not 17.

Route 41 The Apology
2 stars

New routes

Tangent * 15m 18 (sport)
A nice bit of climbing on the attractive short Arapilean wall below "The Apology". Start 3m right of "Sorry". Up past 5 bolts to ledge.
FA: Paul Geil, Carol Lunny & Josef Goding 2016

Soz Mate * 15m 23 (sport)
Technical climbing 1.5 metres left of Tangent. Climbs the thin face past 5 FHs. FA: Michael O'Reilly and Dave Scarlett 2018

Free Passage 35m 20 (sport)
Starts at the belay (on ledge) of "The Apology). Head straight up trending left to small rooflet, up the right side of this then traverse left. Up then left when you hit the sloping ledge, up then back right to independent rap station (2 x staples). 30m (rop stretcher) rap to ledge. *Number of bolts TBC
FA: Josef Goding & Paul Geil 2016

1967 27m 18 (sport)
Starts at the ledge (3m right of "The Apology" anchor). Up and right diagonally to shallow corner, up just right of this. Near top step left up steep bulge to finish on sloping ledge with it's own rap station (2 x glue in staples) *Number of bolts TBC
FA: Dave Shelton & Mandy Williamson 2016

Chinnup * 33m 17 (sport)
Enjoyable well protected face climbing, starts on the first belay of The Apology / 1967. The name is a reference to the Aborigional seasons - Chinnip one is for cold, cockatoos and early wildflowers. Up the first two bolts of 1967 then head up and right to rap station on chockstone above chimney. Belay here. Tricky moves up right then back left and up the wall past about 12

glue in staples to finish at the rap station of 1967 on ledge. Rap 28m back to belay or 50m to ground, or 33m to ledge where The Apology 1st pitch anchors. 14 bolts
FA: Joe Goding & Anthony Pattison 2017

Treaty * 42m 20 (sport)
A really nice long outing with a low delicate crux on good rock with good bolt spacing. Starts just right of Back In Black on slab. Delicately up slab and face to join "Free Passage" for the last 4-5 bolts and belay there. 42m abseil. 20 bolts
FA: David Shelton, Roark Muhlen 2017

Regrets * 20m 23 (sport)
Straight up the steepest section of this wall through two bulges. Starts at the ake 3m right of Back in Black (and 1m right of Treaty.) Balance across right into the line at the rst FH and then climb directly up the line through two bulges. Nice compression moves on immaculate rock at the top. Once you gain the small ledge system, climb easily up and left to the rst FH on Free Passage and traverse left to the rap anchors above Back in Black P1. (8 bolts)
FA: Michael O'Reilly 2017

Murranji Track * 25m 21 (sport)
Currently the highest line of bolts up the gully (might not be for long!) Starting just left of a decent ledge about 30m uphill from Short Memory. 10 FH plus rap station. Slabby technical thin start leads to novelty detatched rock where a hands free rest is possible. Exposed steep final moves get the heart racing. Careful of lots of loose rock around the belay.
FA: Roark Muhlen & Josef Goding 2016

The Mason’s Apprentice * 25m 18 (sport)
An enjoyable and sustained outing. Starts approx 2m right of Maranjirri track and 2m left of Problem Solving over 0.05 at base of black wall. Stays right at the end. A few loose bits still on route right at the end (on the right hand side) so take care. These will get cleaned off soon. 16 bolts.
FA: Josef Goding & Ariel Pouillot Halperin 2018

Closed Project 27m 21 (sport)
As for the masons apprentice then veering left at the end sharing the last bolt to finish at the anchor of Muranjarri Track. 17 bolts
FA: Ariel Pouillot Halperin 2018

Meiga (CLOSED PROJECT) 25m 21 (sport)
Starts just right Short Memory and just left of a prominent black water streak. Up face, left around rooflet to finish at Short Memory’s rap station. Shade till midday. 11 FH
FA: Maria 2018

Problem Solving Over .05 ** 30m 19 (sport)

Starts 5m right of murranji track. Up black slab to little rooflet climb right around rooflet then back left and straight up.Great moves with lots of fixed hangers and rests. Bound to be a crowd pleaser. 16 bolts
FA: Anthony Pattison & Joe Golding 2017

Unhappy Slapper 25m 23 (sport)
A direct start to Not Drowning Waving past 3 new bolts, then joins NDW at it's 5th bolt.
FA: Michael O'Reilly 2016

Fractured Baculum ** 17m 20 (sport)
Start underneath Wee Willy, anchoring the belayer to WW's first bolt if desired. Step right and climb around the underside of the pinnacle, moving up and right past two bolts and through the right side of the roof to a ledge and third bolt. Move back left and head up through centre of final roof past another bolt. A tough onsight. 4 bolts
FA: Dave Scarlett 2016

Psychedelic Zucchini * 28m 19 (sport)
Named after seeing Josef's giant zucchinis at camp. Starts beneath the arête to the right of Short Memory. Tricky slab moves then step right to the steep arête. 11 bolts
FA: Hywel Rowlands & Josef Goding 2016

Aeropress 23m 23 (sport)
Warning: This route has a Death Block near the top, It should not be climbed till it has been removed. Sustained and thin climbing up the wall left of Dreaming of Rehabilitation's crack (down and right of Thor). 16 bolts
FA: Dave Scarlett 2017

Double Shot Espresso ** 23m 24 (sport)
This independent route climbs the stunning steepness of the Barista Buttress. Pumpy! Starts 3m right of the closed project, Birthday Barista. Climb the sustained face past 4 FHs and then move left to a stance in Birthday Barista (U-bolt). Traverse left (FH) with good feet to the arête and establish yourself on the steep prow. Finish past 4 more FHs and one U-bolt. 11 bolts.
FA: Michael O'Reilly & Steve Chapman 2016

Single Origin * 23m 24 (sport- link up)
Another Yerba link up! Climbs the first 3 bolts of Birthday Barrista, then directly up the technical face past 3 FH's. At this point join the finish of DSE past 4FH's and a RB. 11 bolts.
FA: Michael O'Reilly 2017

Orb Weaver 30m 20 (sport)
Starts at the left end of a car-sized boulder, about 10m left of Dreamcatcher. Be careful of potential loose rock/blocks. Mantle start left of first bolt, up slab to large undercling flake and through that to ledge. Easily up and right along ledge then up a steep section (crux) until

climbing eases, and finally weave back left under the giant orb, finishing up left of it. Anchors on right wall, 26m rappel to ground. 10 bolts.
FA: Dave Scarlett & Tara Laursen 2018

Dreamcatcher 49m 20 (sport)
Starts about 5m up and left of Namarron at a small rock ledge with a tree for some belay shade. Sustained steepness with a technical slabby start, and a wild airy finish. Watch for loose rock. 45m rap from rings. 18 bolts
FA: Josef Goding & Dave Shelton 2015

Werpil ** 25m 22 (sport)
Perfect rock for the area. Start from the upper (LH) end of the slopping terrace (The Squash Court) that's almost 30m above the ground between the starts of Totemic Arete (P1) and Moon Safari at DBB (25m to ground). Head up-right through wide corner scoop to the bottom of the gently overhanging orange wall. Follow FHs up, finishing at the DBB of Totemic Arete (55m to ground or rap 20m to DBB on The Squash Court).
FA: Paul Geil & Joe Goding 2015

CLOSED PROJECT * 25m 24 (sport)
Thin face climb starts nicely at the bottom left of the squash court (directly above the rap station on the LHS). Up the wall ducking and weaving a little past some very thin hard moves to finish up the last bolt of Totemic Arête and rap station. Either rap all the way to the ground or back to the belay and rap again to the ground. 11 FH's
FA: Roark Muhlen-Schulte 2018

The Brotherhood 22** 25m (Sport)
A tribute to a great friendship, the spirit of generosity and a shared passion for adventure. Consistently engaging, good climbing on good rock. Starts 3m right
of (on the big black sloping ledge we've dubbed the "squash court"). Delicate
moves up the blunt arete to orange headwall, up, up and away - belay on
big block just right of Werpil/Totemic Arete's anchors.
FA:Josef Goding, Paul Geil 2015

Underhanded Tactics * 25m 17 (sport)
Starts about 4m further up the gully from UTDS. Up on the right-hand side of the first bolt, then begin trending left before reaching a thin foot-rail under the 3rd bolt. Delicately traverse left into the the UTDS line, possibly using a 60cm+ quickdraw on the 4th bolt to minimise drag. Up to a thought-provoking series of underclings and a committing finish directly above final bolt. Rappel anchor on back wall of ledge above.
FA: Dave Scarlett 2016

Underhanded Tactics Direct Start * 25m 21 (sport)
To the right of and around the corner from Psychedelic Zucchini, directly under the rappel from

that climb. Starts to the right of the first bolt. Reach left to clip first bolt, then up through difficult terrain on thin, angled crimps and poor feet (crux). Eases once the 3rd bolt is reached. Continue straight up the line of bolts, finishing through a series of impressive underclings. Rappel anchor on back wall of ledge above.
FA: Dave Scarlett 2016

CLOSED PROJECT ** 43m 25 (sport)
3m left of Gulgurn Manja, just right of the right leading corner. Starts up the steep slab. Cross the break left onto orange face, then up left to the arête. Stay just right on the steep face moving right and back left past the small orange sickle corner. Stay right on thin sidepulls until easier ground and the rap station appears. 19 FH's
FA: Josef Goding 2018

Affogato * 25m 22 (sport)
Starts up the shallow corner about 5m right of Double Shot Espresso then traverses about 4m left along a series of welcome jugs and a rest before getting into some very thin face climbing with intricate footwork up a lovely wall. Two of the clips towards the top are tenuous and a little scary to clip. All ring bolts.
FA: Joe Goding 2016

Heaven Sent * 30m 21 (sport)
A great outing with varied styles, solid rock and good bolting. Starts as for song line, straight up at first bolt (Songline traversed right here). Thin face Climbing eventually leads to good rest. Delicate side pulls then powerful moves through steep bulge and tricky mantle. Up corner then move left and up to rap station. 27m abseil.
FA: Joe Goding 2017

Songline * 32m 16 (sport)
Starts just right of The Stars Look Down, takes the right leaning seam. Pull up directly beneath the first bolt, then move up right to make the second bolt. Follow the line. 35m rap. 10 bolts.
FA: Ian Smith & Dave Scarlett 2017

Furi Road (CLOSED PROJECT) * 35m 23 (sport)
Starts on slab left side of pillar about 40m up and left of Dreamcatcher, 30m down and right of Songline. Follow u bolts through steep lower section. Continue following u bolts to top. 15 bolts
FA: Anthony Patterson 2018

Into the Badlands ** 30m 19 (sport)
Engaging . Sports climbing for multi-pitch trad climbers. Starts as songline for the first 3 fixed hangers. Unclip the first bolt after for less drag.Then traverses right across face on ubolts till you reach the vertical crack 2m up vertical crack reach across left on good holds to clip 2nd u bolt. Then heads straight up following u bolts up to lower off. I would recommend a 70m rope so you can get back to the ground instead of the ledge.

FA: Anthony Pattison 2018

The Imperfect Distraction 43m 20 (sport)
Starts as for "The Perfect Extraction" to ramp/ledge. Move right approx 5m to weakness just left of corner. Up fun, moderate face to a steep wild crux. Belay on pillar at top as for The Perfect Extraction. QTY Bolts TBC - 16?
FA: Paula Toal, Steve Toal & James McIntosh 2017

Auntie Coral's Mud Wrestling Extravaganza * 35m 15 (sport)
Starts just right of u- bolt,then left to horn jug. Back right after 1st bolt to right facing triangular side pull.Then following well featured face and white streak up and diagonaly left to anchors.16 u-bolts + lower offs.
FA: Anthony Pattison 2018

Gold Digger ** 35m 22 (sport)
Supposed to be very good & worth all the pain of getting there. Up the steep orange face directly left of Pot Of Gold. 11 FH to rap station.
FA: Tom Dorrington, Adam Straw 2018

Gold Member * 35m 23 (mixed)
Climb Rainbow Serpent up to just under the roof then traverse left. Blast through the inviting looking roof crack then continue slightly left and up slab to join back into Rainbow Serpent at ledge. Clip a few bolts to gain Rainbow Serpent loweroffs. 14 Draws and a single rack should get you to the chains.
FA: Adam Straw 2018

Honey Pie * 35m 21 (sport)
The line of fixed hangers just left of Tchingal's curse. A thin start (crux) leads to a long and sustained outing on excellent rock. Finish at the anchor (1 U-bolt and 1 FH) above the final ledge. 14 Bolts.
FA: Ariel Pouillot Halperin 2018

Prometheus Wall
This short steep overhanging wall down below the start of Totemic Arete and the photography / lunch ledge, the walking track up to Pot Of Gold etc goes right past it.

Tree Hugger * 15m 23 (sport)
Starts on the right hand section of the wall just before the big tree. Up the wall past 4 bolts to crux, a powerful sloping undercling to a two finger jam! Climb to the right and up the arete. Gently rises rightwards, then up and left to rap station on ledge. 10 FH’s
FA: Jake Golding 2018

Power Nap (Closed Project) 14m (sport)

On the small buttress below Jardwadjai there are 3 short sport routes this is the middle one.
FA: Adam Demmert 2018

Prometheus * 14m 25 (sport)
The left of the three routes. Rising left leaning traverse with a powerful early crux between 2nd and 3rd bolts before the dramatic roof. 8 FH's.
FA: Hywell Rowlands March 2018

ASSES EARS - MAIN FACE p.190

Descent notes: The walk down through the chasm is a 'must do'; but there is now also a rap chain located at the far Eastern end of the final terrace. A full 60m abseil (with stretch) will get you to the very bottom of Wirilda, or rap 20m to the large ledge, where some rings over the higher ledge will land you in the middle of the descent chasm (another 25m).

Strong Signal ** 45m 23 (mixed)
Features good climbing on exceptional rock. Plenty of good gear; take small wires to a number 3 cam, and double ropes might help.
Up Wirilda for about 8m, clip bolt and head up leaning arete, which gets rather close to the Triptych buttress (avoid bridging), make a move back right to gain the diagonal line which is followed easily. When the holds seem to run out, a couple of small wires protects some tricky moves left to layback crack. Straight through final overlap and up to belay on small bushy ledge (slings). Finish up P2 of Wirilda, or do a short pitch up to large ledge and rap rings (lands you in descent chasm).
FA: Goshen Watts & Aiden Beer 2016

Above the Cold Stone Void * 25m 20 (trad)
Starts up Cold Stone & Sober, but head straight up over rooflet, then back left via an funky and intimidating mantle (flared cams). Straight up easier finish, which is more solid than it appears. Up to double rings on L to rap back into chasm.
FA: Goshen Watts & Chris Leidy 2015

New Materialism 45m 22 (mixed)
Takes the wall in between Triptych and PR with 2 FH. After the thin start (stickclip advised), easier climbing leads to steep slab. Straight over juggy roof and instead of finishing up easy corner, veer R over the roof and up compact headwall. Gear to size 2 Camelot.
FA: Goshen Watts & Richard Lodge 2017



WEIRS CREEK p.208
New routes:

The Flatularette * 25m 19 (sport)
Starts 3m R of DH up the pocketed wall and onto the arete and follow this all the way to the anchors of DH.
FA: Matt Brooks & Tracey Martens 2018

Fairy Footsteps 25m 23 (sport)
(Marked as route # 12 in topo)
Sharp jugs unfortunately don't add much. 2 additional bolts.
FA: Alex Trnovsky 2016

Fairies & Blutterflies
Downgrade to 22

Right Caliber
Downgrade to 20.

West Side Routes - remove a star off every route. Not a major crag…. over starred in

comparison to other better areas.

RED SAIL p.216
Route 1 Bristol Fashion has been rebolted with 4 ring bolts on 2nd pitch and lower off anchor. No need to use pin.

Route 2 Sailing Away has been rebolted with 4 ring bolts and lower off anchor. 70 meter rope required.

CLEAN CUTS p.218
The fixed rope on the lower tier has been removed. Please change topo and description.

Route 9 (p.219)
Trouble Cut deserves a star. It's the most popular route there.

Son of clean cut downgraded to 8.
Chinese bombs downgraded to 15.
Cut Throat has been upgraded to 25.
Shallow Water is worth 3 stars.

The tree used to bridge up the start of Plat du Jour has fallen down. Batman up to first bolt or climb in from the left which bumps the grade to 15.

New routes

Think Twice * 20m 22 (trad)
Climbs much better than it looks. Starts a few m right of Plat Du Jour at bouldery overhang. Straight up this and wall (small wires) to arete and hollow flake. Make a move R, and up short corner to amazing diagonal line (wires / small-med cams). Along this to finish at the anchor of Closed project.
FA: Goshen Watts & Jimmy 2015

Thank God For the French 15m 16 (mixed)
Start at first bolt of closed project #8, then follow undercling traverse to arête then up and left in crack to lower off of Plat Du Jour.
FA: Jimmy & Andreas Aachen 2015

EUREKA p.221
Cats and Dogs
Description should read "Links Schrodinger's Cat into top of Pavlovs's Dog (not Kent's project)

LOST WORLD p.224
Route 13
Roraima
There are anchors directly above the finish (on the above left/east facing face visible above the route in photo topo on page 226). There is no traversing left to Casiquiare.

Route 14
Casiquiare
Probably a sandbag. 22

New routes

Day without Rain 40m 18 (trad)
Traverses the headwall to the R of Orinoco Flow. Excellent rock and climbing. Gear is adequate (take cams to size 3, incl micro cams).
1) 20m, Wander up easy slab, to belay just past R end of roof.
2) 20m, Up weakness to gain left leading horizontals which are ascended gradually to gain white streak which leads easily to final traverse L below summit roof. Go all the way, and Rap as for OF.
FA: Goshen Watts & Dick Lodge 2015

Temple of Doom * 50m 23 (trad)
Takes the major black streak up the headwall left of Indiana Jones, with a very thin crux amongst some amazing moderate climbing on great rock. Straight up wall left of IJ to follow left leading diagonal line to it's end. Up overhanging wall to grey slab where the holds (and gear) appear to run out. Thin moves (small wires) lead to relief at the overlap. If you survived the prehistoric birds, jug it out over final roof and up to belay.
FA: Goshen Watts & Dick Lodge 2015

Raiders of the Lost Ark 85m 19 (trad)
Quite a moderate route for such an enormous buttress, with only a few hard moves and plenty of gear. Take plenty of nuts and slings; but leave your micro and large cams behind! 1. 10. Delightful for the grade. Start about 15m R of Indiana Jones, take a L leading line of your choice, then up Arete to same belay as for IJ. 2. Crux; wonderfully long and exposed. Head out left, and where IJ goes up, keep going left across top of flake via a committing move. Keep the rising traverse going until the roof angle lessens, and you can gain the headwall above (don't go up through roof too early).
FA: Goshen Watts & Michael McNamara 2018

Pacaraima 20m 21 (mixed)

At the major gully that is encountered a few metres down left of the start of The Land that Time Forgot, head downhill to a steep east-facing wall. About 30-35m downhill is the start of a rightward-leading diagonal line. Climb up a few metres to a bolt runner, then carefully up rightward (trad gear) following the line to a major break that slices diagonally across the wall from low right to high left. Follow the break up leftward for approximately 4 or 5m and easily for a few more metres up the slabby stuff above. Trad belay. Scramble off up left.
FA: Kevin Lindorff & Malcolm Matheson 2017

Mesozoic Stoic * 15m 25 (mixed)
Adds a harder, more engaging finish to Pacaraima. Where the original climbs heads back leftward, head up right instead (past 2 more bolt runners). Rap chains where the angle and the climbing ease significantly.
FA: Kevin Lindorff & Malcolm Matheson 2017

Watermark * 16m 30 (mixed)
An impressive effort – Malcolm, as is his want, made sure each piece of gear (except the fixed piton) was placed on lead. A few metres down left of the start of The Land that Time Forgot, there is a major gully. Follow the right side of this gully uphill, initially past a couple of sports routes (Valley of Fear and Jurassic Adventures) and onward about another 50m to a striking diagonal overhanging crack/seam. Follow the relentlessly overhanging pocketed seam; trad gear with one fixed pin to a double bolt anchor
FA: Malcolm Matheson 2017

MULINE p.230
Desert rose has undergone some renovations. The anchor has been removed at ledge. HB extended route to 30m long. Be careful of busting your ankles on ledge at midway. 8 bolts & small cams and wires. Double bolt anchor is on lip. This makes a tough 27 even harder!

Marlon Brando = one star
Blinded by the Light=note.... This is best route in kents cave.

Bikini revenge is not missing a bolt anymore. Worth two stars.

Buttercups looks like a massive sandbag. Several good climbers have failed to get even close to doing the moves 31? Also not three star, maybe one?

The flying duck has been down graded to 31.

Krankandangle rebolted. 4 RB & 1 FH

Eye of the tiger. No carrot bolt symbol required anymore

Sullivan St rebolted 4RB and anchor.

Munro St now has an anchor.

New routes

Tail Of The Tiger ** 17m 28 (sport & batman symbol)
Batman up blankness, four bolts up to avoid very hard bouldery start. Fantastic climbing that follows a crazy feature up the prow. Joins Eye of the Tiger at its last bolt.
FA: Lee Cossey 2015



New link up

Eye Yin * 20m 30 (sport - linkup symbol)
Eye of tiger to head wall then follow left leading line past a few new bolts to join path of yin for its fingery finish.
FA: Nathan Hoette 2016

RED ROCKS p.240
Insha' Allah has been upgraded to solid grade 28

One Ring to Bind Them
This route requires a single bolt plate for a bolt. Stupid carrots.

Kentucky FC now has an anchor.

Rebolting 2017
English Rose = 3 FH's and lower off anchor
Red backs (pitch 1) = 3 FH's.

Red backs (pitch 2) = 2 RB's and lower off anchor
These routes are now scrubbed clean of lichen. Get on em !

New routes
These three routes are located on the ledge directly behind Conflict of Interest.

Spanish Sahara * 10m 22 (sport)
Nice orange face. Bridge tree for 1 metre until gaining good holds in seam. Move up via thin incuts to 2nd bolt, tricky traverse left to jug, then up via good holds. Its possible to avoid tree start by stick clipping 2nd bolt & boulder up grey streak, at grade 25. 3 bolts
FA: Jimmy Stephens 2016

Darling Nikki * 10m, 24 (sport)
Start as for 1st bolt of Spanish Sahara. Up right passing bolt to vague arete, up arete passing another bolt to Spanish Sahara DBB. 3 bolts
FA: Dick Lodge 2016

Monkey Punch * 10m 23 (sport)
Start 3m right of Spanish Sahara. Start from ground off large boulders, hard moves up and over bulge then up face using right arête and face holds to double ring bolt anchor. 4 bolts
FA: Dick Lodge 2016

Dean Moriarty 13m 28 (sport)
Aka "a bolt too far extension". Bouldery fun to fishbowl hold. Backjump to clean.
FA: Kent Paterson 2017

Parkour Kids ** 30m 26 (sport)
Outrageous climbing. Starts as Redbacks pitch 2. After second RB veer left to obvious rest ledge on arête. Follow line of RB's left up the stunning rock on hidden pockets and edges. Rest in corner then power up steep finale. Recommend backclimb to clean. Extending first 3 draws is highly recommended. We used the following (1st RB 60cm, 2nd RB = 90cm, 3rd FH = 120cm).
<u>Beware when lowering the climber as rope will NOT reach the ground. 9 bolts</u>
FA: Kent Paterson 2017

Cloak of Darkness * 30m 25 (sport)
Starts as Redbacks pitch 2. After second RB veer left to obvious rest ledge on arête. Follow line of FH's veering left up the great orange face. A long draw (60cm) may help on the third bolt. Beware when lowering the climber as rope will most likely not reach the ground. 7 bolts.
FA: Kent Paterson 2017



Red = Redbacks p2
Blue = Cloak of Darkness
Purple = Parkour Kids

New route….

Relationship ≠ Ownership * 13m 26 (sport)
Start 3m right of No Habla Espanol. Takes the unlikely technical arête feature, to a wild finish. 5 RB’s
FA: Kent Paterson 2017



Red = Relationship ≠ Ownership

SCOOP p.249

Scoop rocks access has changed. It's now approached by the tower. The other track is massively overgrown.

From the junction of 'Harrop Track' and Red Rock Rd, drive north along Red Rock Rd for 900m, and turn right (East) into a small track. After 100m, turn right at a fork in the track and drive to just before a creek crossing. Park as per the tower. Follow pink taped track until you stumble upon first rock. Move left following vague cut track, marked with cairns & green tape.

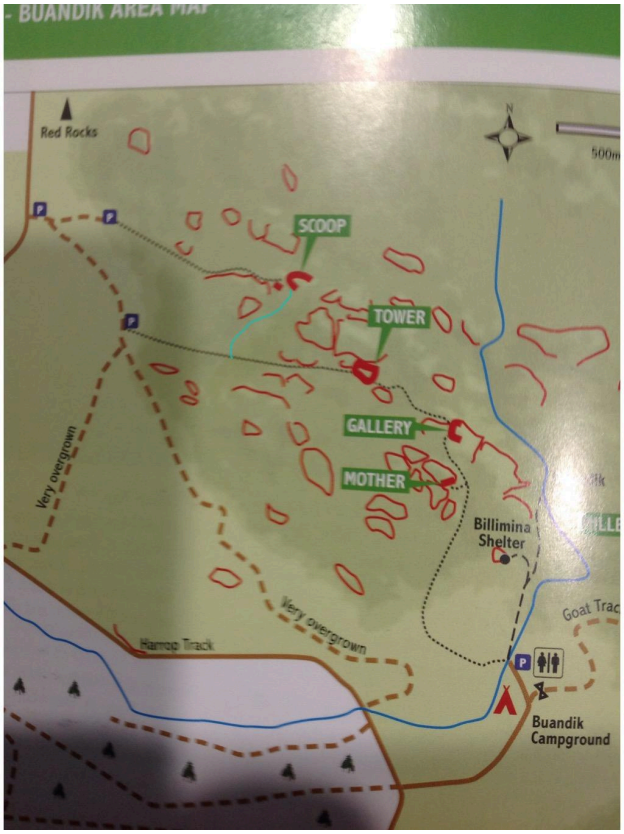

New route
Random Forest * 9m 25 (sport)
Starts 3m left Talon. Dynamic fun past on sweet orange stone. 4FH’s
FA: Toby Pola 2016



Blue = Random Forest

Three Legged Dog (23) is now a sport route. 6 bolts and proper lower-off anchor.

Event horizon has had its pin replaced with a bolt. This looks great. Worth a star for sure.

New route
Rival Dealer ** 17m 27 (sport)
A direct version of route # 9. Gymnastic climbing zig zagging up orange wall. 6 bolts to anchor. Stick clip first bolt.
FA: Kent Paterson 2016



Aqua= Rival Dealer

New route
Secrets of the Past ** 20m 30 (sport)
This cave is located approx 100m left of poison bait cave. Walk along scree at base of cliff. Amazing line through middle of cave. Tough crux. 10 bolts.
FA: Kent Paterson 2017

TOWER p.255
Dr Claw has one extra bolt added (6 in total) to stop ledge fall. Upgraded to 23.

A new worthwhile linkup has been done. Starts as Thundercats and finishes up see the light, it's called ‘Thunder & Light 25m 23’

Route 24 project is now complete
Voltron * 17m 29 (sport)
Start as for Red Right Hand and go left along bolted break. After rest on ledge head up and right.
FA: Graham Dick 2016



Red= Street Gangs
Blue= Voltron

Boulderdash 17m 24 (mixed)
The massive boulder opposite the route Olive Oyl now has 3 bolts up a tricky array of slab moves to reach horizontal. Until someone places another bolt, take a couple of large nuts and/or a medium sized cam to protect the easier upper section. Lower-off.
FA: Goshen Watts 2015

THE GALLERY p.260
Le petit mort is now 30, due to a broken hold.

CURIOSITY p.272
History correction - Steve Chapman found and bolted many of the routes **prior** to the 'controlled burn' occurring. In fact Curiosity was a real oasis before the burn – a shady gully with palm trees etc.

The Extension Lead
An extra FH has been added down low. No need to clip BR on Bug Powder Dust P2 anymore. The top arete of this route is best climbed on the right side of the arete. Many people (including

the photo in the guide!) end up on the left side and find it hard to clip the bolts. Add a warning sign to this route. Anchor is loose.

New route
The Alternator 23m 23 (sport)
A bouldery Yerba link-up of *The Generator Route* and *The Extension Lead*. Climb *The Generator Route* and continue straight up the orange bulge past 2 FHs to join *The Extension Lead* at it's second FH on the arête. 8 FHs in total.
FA: Michael O'Reilly, Steve Chapman October 2015 Add a warning sign to this route. Anchor is loose.

Whispering Bush (sport)
With a couple of new bolts this is now a much better protected warm-up.

History's Actors 23m 26 * (sport)
Starts 2m right of Night Owl Theatre. Up the prow then straight up the orange face past some bouldery goodness. Runout but easy top. 8 RBs
FA: Kent Paterson 2017



Red = History's Actors

MILLENNIUM CAVES p.264
Topo of Red vinyl is wrong please see below. Route #7,8&9 all take this line.



Tunnel Vision has been retroed. Please remove warning symbol. Should read.
“Links all Tunnel to Caracas to Fat and Sassy via 3 ring bolts. Excellent pumper. 11 bolts”

Fat and sassy now has 5 ring bolts, but is still runout at start and warrants warning symbol.

GILHAMS p.282
But I Didn’t Inhale
Route description is mishmashed and should not mention that this climb crosses A Burnt Out Case. Topo photo is the correct line.

Route 13 (p.284)
Imminent Thunder has been rebolted with five new bolts and a lower-off anchor. Both pitches can be combined into one pitch. Use a 70m rope to lower-off.

Route 21 (p.285)
Never Stop Gibbin’
There is no FH at the start of this route - all UBolts instead.

New routes
Ciggie-butt Brain * 20m 19 (trad)
Right hand variant of "Do You Mind if I Smoke?" Start 5 m R of "DYMIS?" Below crack/seams at R end of cave. Gymnastic start up jugs and crack, then trend up and L up horizontals and bulges till you join "DYMIS?" at its crux.
FA: Jimmy Stephens & Peter Bovino 2016

Dando 30m 20 (mixed)
Starts 5m right of Fingering the Dyke. Follow the hangers them move diagonally left on trad gear. No anchor as yet. 4 FH's
FA: Ramon Francis 2013

Crags to add to future guide, possibly?
Doritos Wall

Black Ian's Rocks
https://www.thecrag.com/climbing/australia/grampians/black-ians-rocks

Spanish Galleon
https://www.thecrag.com/climbing/australia/grampians/eureka-area/area/668628117