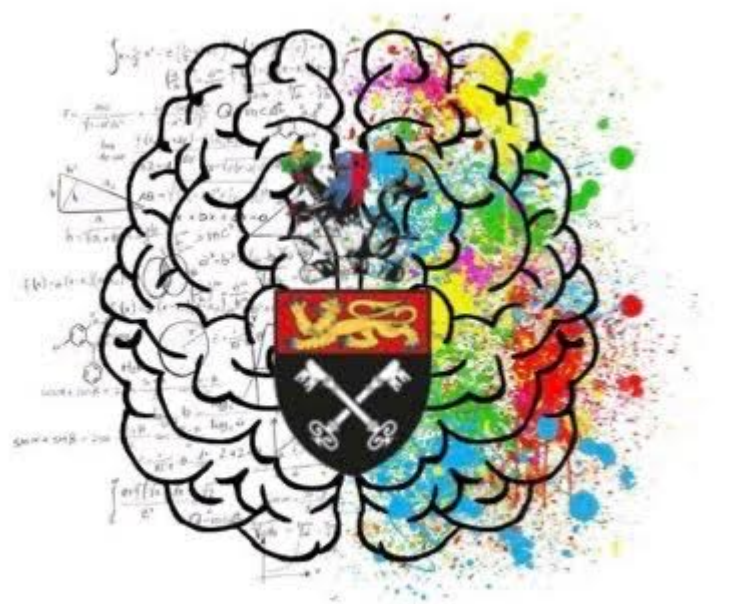




**Year 12 Induction Day 2025**

## **Psychology Induction Lesson**



**Lesson Activities and Summer Transition Work**

**Name:**

## **Session Outline**

Introduce how Psychology can be used to help understand criminal acts and improve criminal proceedings

- Theories of criminality
- Testing Eyewitness testimony accuracy
- Jury Decision making processes
- Historical explanations of Offending

### **Activity 1 - Who Dunit?**

How many changes did you see?

### **Activity 2 - Eyewitness testimony**

#### **Questions following automobile incident**

1. Give a short account of the accident you have just seen.
2. What colour were the two cars?
3. What make were the cars?
4. What model were the cars?
5. Did the car have any unusual features or additions?

6. Where did the incident take place?

7. About what speed were the cars going when they collided with each other?

8. Were the headlights of either car on?

9. Is there anything else about the incident you remember?

## **Activity 4 - Data Analysis**

Calculate the mean for estimation of speed for your group (your row), show your working out below: **(2 marks)**

### **Descriptive Statistics Table**

Group Number		Speed Estimation
1		
2		
3		
4		
5		

What is a leading question?


(1 mark)

What conclusion can we draw about the effect of leading questions on the accuracy of eyewitness testimony based on the descriptive statistics table above?

(3 marks)

Draw a suitable graph to display the results from our class experiment.

(4 marks)



## Activity 5 - Jury Decision Making

**Instructions:** Read the account of the crime below and discuss this with your group. As a group you have to decide on what you believe to be an appropriate punishment / sentence.



Individual X (above), a 31 year old male, has been convicted of armed robbery, actual bodily harm and resisting arrest. On the 21<sup>st</sup> of November, he committed an armed robbery of a branch HSBC Bank in New York City. The jury heard that the individual entered the bank with two automatic weapons, shouting at staff and members of the public to 'get on the ground'. When a security guard approached him, the individual hit him with one of the weapons and proceeded to kick him in the head until the guard was unconscious; the guard remains in hospital in a coma. The individual then proceeded to order bank staff to empty the contents of the safes into two sports bags. At one point, the individual shot one of the members of the public in the kneecap saying 'this is what happens if you don't do what I tell you.'

The incident lasted for approximately 30 minutes and the individual left with around \$500,000. He was later arrested at his home by the police, where he initially resisted arrest (he struck a police officer in the head with his fist), before pleading not guilty.

At trial, the individual was found guilty of all charges.

As a note, offences of this nature in the past have received between 8 years imprisonment to life imprisonment without parole.

***What sentence are you as a jury going to recommend to the judge? Please circle***

**(minimum sentence)**

**(max sentence)**

**8 years**

**10 years**

**15 years**

**20years**

**25years**

**Life with  
possibility of  
parole**

**Life with  
no parole**

*Think – why have you made the decision you have?*

## Activity 6 - Lombroso's Theory

During the 1870's the Italian criminologist Lombroso put forward the argument that criminals had different physical features when compared to non-criminals and that these characteristics were heritable (passed from one generation to another). Lombroso claimed that criminals had an atavistic form and that these primitive characteristics and features belonged to an earlier evolutionary stage of development. To discover the biological differences between criminals and non-criminals, he used scientific methods and carried out an autopsy on a notorious Italian thief and arsonist and found that the criminal had an indentation at the back of his skull that was similar to that found in apes. According to Lombroso, this explained why criminals behaved in a more savage or primitive way to non-criminals; criminal individuals are evolutionarily ill-suited to modern society. Further examinations of the physical characteristics of criminals also supported his argument that criminals were atavistic.


So, criminal behaviour was seen as a natural tendency. Lombroso argued that criminals could be identified by biologically determined atavisms – mainly features of the face and head that make criminals different to the rest of us. Atavisms include:

- *Narrow, sloping brow*
- *Strong jaw*
- *Facial Asymmetry*
- *Dark Skin*
- *Existence of extra toes, fingers or nipples*
- *Insensitivity to pain*
- *Use of slang*
- *Tattoos*
- *Unemployment*

Outline one strength and one limitation of Lombroso's theory.

(4 marks)

Here are some notorious and prolific serial killers (who were convicted in the UK or US) within recent decades. Do they have any of the facial or physical features Lombroso was talking about?



## **Additional Notes**

## **Summer Holidays Transition Work**

Next year you will consider the different APPROACHES (perspectives) in psychology. An 'approach' is a particular school of thought about what influences human behaviour.

The main approaches in psychology are;

- (a) The COGNITIVE approach (key researchers include Elizabeth Loftus);
- (b) The BIOLOGICAL approach;
- (c) The PSYCHODYNAMIC approach (Key researchers include Sigmund Freud);
- (d) The LEARNING / BEHAVIOURIST approach (Key researchers include Ivan Pavlov, B.F Skinner
- (e) SOCIAL LEARNING THEORY ( Key researches include Albert Bandura);
- (f) The HUMANISTIC Approach (key researchers include Abraham Maslow)

So as part of your preparation for A Level Psychology we are going to consider a few of these in order to expose you to the terminology used.

Your task: You need to read the relevant pages in the online textbook and complete the activities in the booklet provided via the QR code:



Task 1 booklet. You can either print out this booklet, type your answers in this booklet or write your answers on lined paper. If you'd prefer to put the information in a different format (e.g. a mind map), GO AHEAD!

Online textbook: <https://illuminate.digital/aqapsych2edy1/>

Student sign in:      Login:            SHOLYPORT7  
                                 Password:      GREEN7