




KG 1 Arabic Weekly Newsletter

(Ms Marwa) mgaballah@dwight.ae

التعلم المنزلي Home learning	أهداف التعلم والتركيز Learning objectives and focus	اسم الدرس Topic	الأسبوع Week/Date
<ul style="list-style-type: none">• The Good Morning S...• Arabic Numbers ...• Arabic alphabet ...• أنشودة التاء المفتوحة و... Listen and sing.  <ul style="list-style-type: none">• Scan the printed QR code to complete home learning activities.	<p>(ة) Identifying Ta Marbuta ¹ (ت) and Ta Maftuha Children will recognize and distinguish between Ta and Ta Maftuha (ة) Marbuta in words through picture (ت) cards, matching games, and interactive classroom activities.</p> <p>Exploring the Sounds of Ta ² Marbuta and Ta Maftuha: Students will listen to and identify words that contain and Ta (ة) Ta Marbuta and notice the (ت) Maftuha difference in pronunciation through songs, stories, and phonics activities</p>	How does the world work	Week 13 22.6.2026

Note: The weekly newsletter will be updated every week on Friday for parents' use on the same link.

Note: Please share the links, videos of your child's homework on teachers' email, if you do not like to upload it to the shared folder.(shared folder can be accessible by other parents)




	<p>Building New Vocabulary: 3 Children will learn and use new words containing Ta Marbuta and Ta Maftuha :such as (شجرة – كرة – بنت – بيت) through storytelling, role-play, and class discussions to strengthen their listening and speaking skills.</p> <p>Using New Vocabulary in 4 Simple Sentences: Children will practice using the new vocabulary in simple sentences with the verbs: (I like – I see – I have).</p> <p>:Examples</p> <ul style="list-style-type: none">• I like a tree (أنا أحب شجرة).• I see a ball (أنا أرى كرة).• I have a house (أنا عندي بيت).• I see a girl (أنا أرى بنتًا).		
--	---	--	--

Note: The weekly newsletter will be updated every week on Friday for parents' use on the same link.

Note: Please share the links, videos of your child's homework on teachers' email, if you do not like to upload it to the shared folder.(shared folder can be accessible by other parents)




<ul style="list-style-type: none">• ▶ The Good Morning S...• ▶ Arabic Numbers ...• ▶ Arabic alphabet ...• ▶ تعلم حروف الهجاء على ... <p>Listen and sing.</p>  <ul style="list-style-type: none">• Scan the printed QR code to complete home learning activities.	<p>Learning to Write the 1 :(ك) Letter Kaaf Children will learn how to at the ك write the letter beginning, middle, and end of words through tracing activities, coloring sheets, and hands-on sensory tasks</p> <p>Exploring the Sounds of 2 Kaaf: Students will discover the ك short sounds of the letter through songs, (ك، كُ، كُ) phonics games, and interactive movement .activities</p> <p>Building New Vocabulary: 3 Children will learn and use new words containing the ك letter (كِتَاب - كُرّة - كَعَكَة - كُرْسِي)</p> <p>through storytelling, role-play, and class discussions to strengthen their listening and speaking .skills</p> <p>Using New Vocabulary 4</p>	<p>How does the world work</p>	<p>Week 12 15.6.2026</p>
--	--	---------------------------------------	--

Note: The weekly newsletter will be updated every week on Friday for parents' use on the same link.

Note: Please share the links, videos of your child's homework on teachers' email, if you do not like to upload it to the shared folder.(shared folder can be accessible by other parents)



	<p>with Simple Verbs: Children will practice using the new vocabulary in simple sentences with the verbs (أنا أحب – أنا أرى – أنا عندي).</p> <p>:Examples أنا أحب كعكة. أنا أرى كرة. أنا عندي كتاب.</p>		
<ul style="list-style-type: none"> • The Good Morning S... • Arabic Numbers ... • Arabic alphabet ... • تعلم حروف الهجاء على ... <p>Listen and sing.</p>  <ul style="list-style-type: none"> • Scan the printed QR code to complete home 	<p>Learning to Write the ¹ : Letter Haa (هـ) Children will learn how to at the هـ write the letter beginning, middle, and end of words through tracing activities, coloring sheets, and hands-on sensory tasks</p> <p>Exploring the Sounds of ² Haa: Students will discover the هـ short sounds of the letter through songs, (هـ، هُ، هَ) phonics games, and interactive movement</p>	<p>How does the world work</p>	<p>Week 11 8.6.2026</p>

Note: The weekly newsletter will be updated every week on Friday for parents' use on the same link.

Note: Please share the links, videos of your child's homework on teachers' email, if you do not like to upload it to the shared folder.(shared folder can be accessible by other parents)




learning activities.	.activities Building New Vocabulary: 3 Children will learn and use new words containing the (ه) letter Haa (هَرَم - هَدِيَّة - هَلَال - هَوَاء) through storytelling, role-play, and class discussions to strengthen their listening and speaking skills. Using New Vocabulary 4 with Simple Verbs: Children will practice using the new vocabulary in simple sentences with the verbs (أنا أحب - أنا أرى - أنا عندي). :Examples أنا أحب هدية. أنا أرى هلال. أنا عندي هرم.		
<ul style="list-style-type: none"> The Good Morning S... Arabic Numbers ...	Learning to Write the 1	How does	Week 10 1.6.2026

Note: The weekly newsletter will be updated every week on Friday for parents' use on the same link.

Note: Please share the links, videos of your child's homework on teachers' email, if you do not like to upload it to the shared folder.(shared folder can be accessible by other parents)




<ul style="list-style-type: none"> • Arabic alphabet ... تعلم حروف الهجاء على ... Listen and sing.  <ul style="list-style-type: none"> • Scan the printed QR code to complete home learning activities. 	<p>: (ظ) Letter Al-Zaa Children will learn how to at the ظ write the letter beginning, middle, and end of words through tracing activities, coloring sheets, and hands-on sensory tasks</p> <p>Exploring the Sounds of 2 Al-Zaa: Students will discover the ظ short sounds of the letter through songs, (ظ، ظ، ظ) phonics games, and interactive movement activities</p> <p>Building New Vocabulary: 3 Children will learn and use new words containing the (ظ) letter Al-Zaa through (ظرف - ظل - ظهر - ظفر) storytelling, role-play, and class discussions to strengthen their listening and speaking skills</p> <p>Using New Vocabulary 4 with Simple Verbs: Children will practice using</p>	<p>the world ?work Nature Story (with my father)</p>	
--	---	--	--

Note: The weekly newsletter will be updated every week on Friday for parents' use on the same link.

Note: Please share the links, videos of your child's homework on teachers' email, if you do not like to upload it to the shared folder.(shared folder can be accessible by other parents)




	<p>the new vocabulary in simple sentences with the verbs (أنا أحب - أنا أرى - أنا عندي).</p>		
<ul style="list-style-type: none"> • The Good Morning S... • Arabic Numbers ... • Arabic alphabet ... • تعلم حروف الهجاء على ... <p>Listen and sing.</p>  <ul style="list-style-type: none"> • Scan the printed QR code to complete home learning activities. 	<p>Learning to Write the ¹ : (غ) Letter Al-Ghain Children will learn how to at the غ write the letter beginning, middle, and end of words through tracing activities, coloring sheets, and hands-on sensory tasks</p> <p>Exploring the Sounds of ² Al-Ghain: Students will discover the غ short sounds of the letter through songs, (غ، غ، غ) phonics games, and interactive movement activities.</p> <p>Building New Vocabulary: ³ Children will learn and use new words containing the (غ) letter Al-Ghain (عُزَال - عُرَاب - عُيْمَة - عُأْبَة)</p>	<p>How does the world work? Nature Story (with my father)</p>	<p>Week 9 18.5.2026</p>

Note: The weekly newsletter will be updated every week on Friday for parents' use on the same link.

Note: Please share the links, videos of your child's homework on teachers' email, if you do not like to upload it to the shared folder.(shared folder can be accessible by other parents)



	<p>through storytelling, role-play, and class discussions to strengthen their listening and speaking skills.</p> <p>Using New Vocabulary 4 with Simple Verbs: Children will practice using the new vocabulary in simple sentences with the verbs (أنا أحب – أنا أرى – أنا عندي).</p>		
<ul style="list-style-type: none"> • The Good Morning S... • Arabic Numbers ... • Arabic alphabet ... • تعلم حروف الهجاء على ... <p>Listen and sing.</p>  <ul style="list-style-type: none"> • Scan the printed 	<p>Learning to Write the 1 Letter Al-Yaa (ي): Children will learn how to at the ي write the letter beginning, middle, and end of words through tracing activities, coloring sheets, and hands-on sensory tasks</p> <p>Exploring the Sounds of 2 Al-Yaa: Students will discover the short sounds of the letter through songs, (ي، ي، ي، ي)</p>	<p>How does the world work? Nature Story (with my father)</p>	<p>Week 6 27.4.2026</p>

Note: The weekly newsletter will be updated every week on Friday for parents' use on the same link.

Note: Please share the links, videos of your child's homework on teachers' email, if you do not like to upload it to the shared folder.(shared folder can be accessible by other parents)




<p>QR code to complete home learning activities.</p>	<p>phonics games, and interactive movement .activities</p> <p>Building New Vocabulary: 3 Children will learn and use new words containing the (ي) letter Al-Yaa (يد – يمامة – ياسمين – يوم) through storytelling, role-play, and class discussions to strengthen their listening and speaking .skills</p> <p>Using New Vocabulary 4 with Simple Verbs: Children will practice using the new vocabulary in simple sentences with the verbs (أنا أحب – أنا أرى – أنا عندي).</p>		
<ul style="list-style-type: none"> • The Good Morning S... • Arabic Numbers ... • Arabic alphabet ... • تعلم حروف الهجاء على ... <p>Listen and sing.</p>	<p>Learning to Write the 1 Letter Al-Daad (ض): Children will learn how to at the ض write the letter beginning, middle, and end</p>	<p>How does the world ?work Nature Story</p>	<p>Week 5 20.4.2026</p>

Note: The weekly newsletter will be updated every week on Friday for parents' use on the same link.

Note: Please share the links, videos of your child's homework on teachers' email, if you do not like to upload it to the shared folder.(shared folder can be accessible by other parents)




 <ul style="list-style-type: none">• Scan the printed QR code to complete home learning activities.	<p>of words through tracing activities, coloring sheets, and hands-on sensory tasks</p> <p>Exploring the Sounds of 2 Al-Daad: Students will discover the short sounds of the letter ض through (ض، ض، ض، ض) songs, phonics games, and interactive movement activities</p> <p>Building New Vocabulary: 3 Children will learn and use new words containing the (ض) letter Al-Daad (ضفدع – ضوء – ضرس – ضابط) through storytelling, role-play, and class discussions to strengthen their listening and speaking skills</p> <p>Using New Vocabulary 4 with Simple Verbs: Children will practice using the new vocabulary in simple sentences with the verbs</p>	<p>(with my father)</p>	
--	--	-------------------------	--

Note: The weekly newsletter will be updated every week on Friday for parents' use on the same link.

Note: Please share the links, videos of your child's homework on teachers' email, if you do not like to upload it to the shared folder.(shared folder can be accessible by other parents)




	(أنا أحب - أنا أرى - أنا عندي).		
<ul style="list-style-type: none"> • The Good Morning S... • Arabic Numbers ... • Arabic alphabet ... • تعلم حروف الهجاء على ... <p>Listen and sing.</p>  <ul style="list-style-type: none"> • Scan the printed QR code to complete home learning activities. 	<p>1 Learning to Write the Letter :(ص) Al-Saad Children will learn how to at the ص write the letter beginning, middle, and end of words through tracing activities, coloring sheets, and hands-on sensory tasks</p> <p>2 Exploring the Sounds of Al-Saad: Students will discover the ص short sounds of the letter through (صن، صن، صن) songs, phonics games, and interactive movement activities.</p> <p>3 Building New Vocabulary: Children will learn and use new words containing the (ص) letter Al-Saad (صقر - صابون - صندوق - صحن) through storytelling, role-play, and class discussions to strengthen</p>	<p>How does the world work?</p> <p>Nature Story (with my father)</p>	<p>Week 4 13.4.2026</p>

Note: The weekly newsletter will be updated every week on Friday for parents' use on the same link.

Note: Please share the links, videos of your child's homework on teachers' email, if you do not like to upload it to the shared folder.(shared folder can be accessible by other parents)



	<p>their listening and speaking .skills</p> <p>4Using New Vocabulary with Simple Verbs: Children will practice using the new vocabulary in simple sentences with the verbs (أنا أحب - أنا أرى - أنا عندي).</p>		
<ul style="list-style-type: none"> • The Good Morning S... • Arabic Numbers ... • Arabic alphabet ... • تعلم حروف الهجاء على ... <p>Listen and sing.</p>  <ul style="list-style-type: none"> • Scan the printed QR code to complete home learning activities. 	<p>Learning to Write the ¹ Letter Al-Khaa (خ): Children will learn how to at the خ write the letter beginning, middle, and end of words through tracing activities, coloring sheets, and hands-on sensory tasks</p> <p>Exploring the Sounds of ² Al-Khaa: Students will discover the خ short sounds of the letter through songs, (خ، خ، خ، خ) phonics games, and interactive movement</p>	<p>How does the world ?work</p> <p>Nature Story (with my father)</p>	<p>Week 3 1.4.2026</p>

Note: The weekly newsletter will be updated every week on Friday for parents' use on the same link.

Note: Please share the links, videos of your child's homework on teachers' email, if you do not like to upload it to the shared folder.(shared folder can be accessible by other parents)




	<p align="center">.activities</p> <p>Building New Vocabulary: 3 Children will learn and use new words containing the (خ) letter Al-Khaa (خروف - خبز - خوخ - خيمة) through storytelling, role-play, and class discussions to strengthen their listening and speaking skills.</p> <p>Using New Vocabulary 4 with Simple Verbs: Children will practice using the new vocabulary in simple sentences with the verbs (أنا أحب - أنا أرى - أنا عندي).</p>		
<ul style="list-style-type: none"> • The Good Morning S... • Arabic Numbers ... • Arabic alphabet ... • تعلم حروف الهجاء على ... <p>Listen and sing.</p>	<p>Learning to Write the 1 Letter Al-Thaa (ث): Children will learn how to at the ث write the letter beginning, middle, and end of words through tracing activities, coloring sheets,</p>	<p>How does the world ?work Nature Story (with my</p>	<p align="center">Week 2 30.3.2026</p>

Note: The weekly newsletter will be updated every week on Friday for parents' use on the same link.

Note: Please share the links, videos of your child's homework on teachers' email, if you do not like to upload it to the shared folder.(shared folder can be accessible by other parents)




 <ul style="list-style-type: none">• Scan the printed QR code to complete home learning activities.	<p>.and hands-on sensory tasks</p> <p>Exploring the Sounds of 2 Al-Thaa: Students will discover the short sounds of the letter through songs, (ث، ث، ث، ث) phonics games, and interactive movement activities.</p> <p>Building New Vocabulary: 3 Children will learn and use new words containing the (ث) letter Al-Thaa through (ثعلب - ثوب - ثلج - ثمرة) storytelling, role-play, and class discussions to strengthen their listening and speaking skills.</p> <p>Using New Vocabulary 4 with Simple Verbs: Children will practice using the new vocabulary in simple sentences with the verbs (أنا أحب - أنا أرى - أنا عندي).</p>	<p>Dad)</p>	
--	---	-------------	--

Note: The weekly newsletter will be updated every week on Friday for parents' use on the same link.

Note: Please share the links, videos of your child's homework on teachers' email, if you do not like to upload it to the shared folder.(shared folder can be accessible by other parents)





<ul style="list-style-type: none">• The Good Morning S...• Arabic Numbers ...• Arabic alphabet ...• تعلم حروف الهجاء على ... <p>Listen and sing.</p>  <ul style="list-style-type: none">• Scan the printed QR code to complete home learning activities.	<p>Learning to Write the ¹ : (و) Letter Al-Waw Children will learn how to at the و write the letter beginning, middle, and end of words through tracing activities, coloring sheets, and hands-on sensory tasks</p> <p>Exploring the Sounds of ² Al-Waw: Students will discover the و short sounds of the letter through songs, (و، وُ، وِ) phonics games, and interactive movement activities.</p> <p>Building New Vocabulary: ³ Children will learn and use new words containing the (و) letter Al-Waw (وردة - ولد - وجه - وطن) through storytelling, role-play, and class discussions to strengthen their listening and speaking skills.</p> <p>Using New Vocabulary ⁴</p>	<p>How does the world work? Nature Story (with my Dad)</p>	<p>Week 1 23.3.2026</p>
--	---	--	---

Note: The weekly newsletter will be updated every week on Friday for parents' use on the same link.

Note: Please share the links, videos of your child's homework on teachers' email, if you do not like to upload it to the shared folder.(shared folder can be accessible by other parents)




	<p>with Simple Verbs: Children will practice using the new vocabulary in simple sentences with the verbs (أنا أحب – أنا أرى – أنا عندي).</p>		
<ul style="list-style-type: none"> • ...اللقاء والترحيب بالعربية للا • Arabic Numbers ... • Arabic alphabet ... • تعلم حروف الهجاء على Listen and sing.  <ul style="list-style-type: none"> • Scan the printed QR code to complete home learning activities. 	<p>Learning to Write the 1 Letter Al-'Ain (ع) Children will learn how to at the ع write the letter beginning, middle, and end of words through tracing activities, coloring sheets, and hands-on sensory tasks</p> <p>Exploring the Sounds of 2 Al-'Ain: Students will discover the ع short sounds of the letter through songs, (ع، ع، ع) phonics games, and interactive movement activities.</p> <p>Building New Vocabulary: 3 Children will learn and use new words containing the</p>	<p>How the World Works</p> <p>2- Human Story (With My Dad)</p>	<p>Week 9 2.3.2026</p> <p>Star of the Week!</p>  <p>Talia KG1A Mia KG1B Arsen KG1C</p>

Note: The weekly newsletter will be updated every week on Friday for parents' use on the same link.

Note: Please share the links, videos of your child's homework on teachers' email, if you do not like to upload it to the shared folder.(shared folder can be accessible by other parents)



	<p>(ع) letter Al-'Ain (عصفور - عسل - عين - علم) through storytelling, role-play, and class discussions to strengthen their listening and speaking .skills</p> <p>Using New Vocabulary 4 with Simple Verbs: Children will practice using the new vocabulary in simple sentences with the verbs (أنا أحب - أنا أرى - أنا عندي).</p>		
<ul style="list-style-type: none">• اللقاء والترحيب بالعربية للا• Arabic Numbers ...• Arabic alphabet ...• تعلم حروف الهجاء على <p>Listen and sing.</p> 	<p>1 Learning to Write the Letter :(ذ) Al-Dhaal Children will learn how to at the ذ write the letter beginning, middle, and end of words through tracing activities, coloring sheets, and hands-on sensory tasks</p> <p>2 Exploring the Sounds of Al-Dhaal: Students will discover the</p>	<p>How the World Works</p> <p>2- Human Story (Not Now!)</p>	<p>Week 8 23.2.2026</p> <p>Star of the Week!</p>  <p>Noah KG1A Kamon KG1B Lazar KG1C</p>

Note: The weekly newsletter will be updated every week on Friday for parents' use on the same link.

Note: Please share the links, videos of your child's homework on teachers' email, if you do not like to upload it to the shared folder.(shared folder can be accessible by other parents)








<ul style="list-style-type: none"> ● Scan the printed QR code to complete home learning activities. 	<p>ذ short sounds of the letter through songs, (ذ، ذ، ذ) phonics games, and interactive movement activities.</p> <p>3 Building New Vocabulary: Children will learn and use new words containing the (ذ) letter Al-Dhaal through (ذئب - ذرة - ذهب - ذيل) storytelling, role-play, and class discussions to strengthen their listening and speaking skills.</p> <p>4 Using New Vocabulary with Simple Verbs: Children will practice using the new vocabulary in simple sentences with the (أنا أحب - أنا أرى) verbs.</p>		
<ul style="list-style-type: none"> ● ... اللقاء والترحيب بالعربية للا ● Arabic Numbers ... ● Arabic alphabet ... 	<p>1 Learning to Write the Letter Al-Taa (ط): Children will learn how to</p>	<p>How does the world</p>	<p>Week 7 16.2.2026</p>

Note: The weekly newsletter will be updated every week on Friday for parents' use on the same link.

Note: Please share the links, videos of your child's homework on teachers' email, if you do not like to upload it to the shared folder.(shared folder can be accessible by other parents)





<p>... تعلم حروف الهجاء على  Listen and sing.</p>  <ul style="list-style-type: none"> • Scan the printed QR code to complete home learning activities. 	<p>at the ط write the letter beginning, middle, and end of words through tracing activities, coloring sheets, and hands-on sensory tasks</p> <p>Exploring the Sounds of 2 Al-Taa: Students will discover the ط short sounds of the letter through songs, (ط، ط، ط) phonics games, and interactive movement activities</p> <p>Building New Vocabulary: 3 Children will learn and use new words containing the (ط) letter Al-Taa (طائرة – طاولة – طفل – طماطم) through storytelling, role-play, and class discussions to strengthen their listening and speaking skills</p>	<p>?work Nature Story (Cat burrow)</p>	<p>Star of the Week!</p>  <p>Milena KG1A Linnea KG1B Osama KG1C</p>
<ul style="list-style-type: none"> • ... اللقاء والترحيب بالعربية للا  • Arabic Numbers ...  	<p>Learning to Write the 1 Letter Al-Qaaf (ق):</p>	<p>How does the world</p>	<p>Week 6 9.2.2026</p>

Note: The weekly newsletter will be updated every week on Friday for parents' use on the same link.

Note: Please share the links, videos of your child's homework on teachers' email, if you do not like to upload it to the shared folder.(shared folder can be accessible by other parents)





<ul style="list-style-type: none"> • Arabic alphabet ... تعلم حروف الهجاء على ... Listen and sing.  <ul style="list-style-type: none"> • Scan the printed QR code to complete home learning activities. 	<p>Children will learn how to at the ق write the letter beginning, middle, and end of words through tracing activities, coloring sheets, and hands-on sensory tasks</p> <p>Exploring the Sounds of 2 :Al-Qaaf</p> <p>Students will discover the ق short sounds of the letter through songs, (ق، ق، ق) phonics games, and interactive movement activities</p> <p>:Building New Vocabulary 3</p> <p>Children will learn and use new words containing the (ق) letter Al-Qaaf through (قطة – قلم – قمر – قفص) storytelling, role-play, and class discussions to strengthen their listening and speaking skills</p>	<p>?work Nature Story (Cat burrow)</p>	<p>Star of the Week!</p>  <p>Aaria KG1A Aila KG1B Ruby KG1C</p>
--	--	---	---

Note: The weekly newsletter will be updated every week on Friday for parents' use on the same link.

Note: Please share the links, videos of your child's homework on teachers' email, if you do not like to upload it to the shared folder.(shared folder can be accessible by other parents)






<ul style="list-style-type: none">• ...اللقاء والترحيب بالعربية للا ▶• ▶ Arabic Numbers ...• ▶ Arabic alphabet ...• ▶ تعلم حروف الهجاء على ... Listen and sing.  <ul style="list-style-type: none">• Scan the printed QR code to complete home learning activities.	<p>Learning to Write the ¹ : (ش) Letter Al-Sheen</p> <p>Children will learn how to at the ش write the letter beginning, middle, and end of words through tracing activities, coloring sheets, and hands-on sensory tasks</p> <p>Exploring the Sounds of ² :Al-Sheen</p> <p>Students will discover the short sounds of the letter ش through (ش، ش، ش، ش) songs, phonics games, and interactive movement activities</p> <p>:Building New Vocabulary ³</p> <p>Children will learn and use new words containing the (ش) letter Al-Sheen (شمس - شجرة - شمعة - شرطة) through storytelling, role-play, and class discussions to strengthen their listening and speaking</p>	<p>How does-2 the world ?work Nature Story (Cat burrow)</p>	<p>Week 5 2.2.2026</p> <p>Star of the Week!</p>  <p>Alexander KG1A Karim KG1B Dalia KG1C</p>
---	--	--	--

Note: The weekly newsletter will be updated every week on Friday for parents' use on the same link.

Note: Please share the links, videos of your child's homework on teachers' email, if you do not like to upload it to the shared folder.(shared folder can be accessible by other parents)






	.skills		
<ul style="list-style-type: none"> • ... اللقاء والترحيب بالعربية للا • Arabic Numbers ... • Arabic alphabet ... • ... تعلم حروف الهجاء على <p>Listen and sing.</p>  <ul style="list-style-type: none"> • Scan the printed QR code to complete home learning activities. 	<p>1 Learning to Write the Letter :(د) Al-Daal Children will learn how to at the د write the letter beginning, middle, and end of words through tracing activities, coloring sheets, and hands-on sensory tasks</p> <p>2 Exploring the Sounds of Al-Daal: Students will discover the د short sounds of the letter through songs, (د، دُ، دٌ) phonics games, and interactive movement activities.</p> <p>3 Building New Vocabulary: Children will learn and use new words containing the (د) letter Al-Daal (دجاجة - دراجة - دفتر - دب) through storytelling, role-play, and class discussions to strengthen</p>	<p>How does the world work? Nature Story (Where is my home?)</p> 	<p>Week 4 26.1.2026</p> <p>Star of the Week!</p>  <p>Milena KG1A Olive KG1B Erdem KG1C</p>

Note: The weekly newsletter will be updated every week on Friday for parents' use on the same link.




Note: Please share the links, videos of your child's homework on teachers' email, if you do not like to upload it to the shared folder.(shared folder can be accessible by other parents)



	<p>their listening and speaking .skills</p>		
<ul style="list-style-type: none"> • ...اللقاء والترحيب بالعربية للا • Arabic Numbers ... • Arabic alphabet ... • تعلم حروف الهجاء على <p>Listen and sing.</p>  <ul style="list-style-type: none"> • Scan the printed QR code to complete home learning activities. 	<p>1 Learning to Write the Letter : (ز) Al-Zay Children will learn how to at the ز write the letter beginning, middle, and end of words through tracing activities, coloring sheets, and hands-on sensory tasks</p> <p>2 Exploring the Sounds of Al-Zay: Students will discover the ز short sounds of the letter through songs, (ز، ز، ز) phonics games, and interactive movement .activities</p> <p>3 Building New Vocabulary: Children will learn and use new words containing the (ز) letter Al-Zay (زرافة - زهرة - زر - زيت) through storytelling, role-play, and class</p>	<p>How does the world ?work Nature Story (Where is (? my home</p> 	<p>Week 3 19.1.2026</p> <p>Star of the Week!</p>  <p>Teo KG1A Alaya KG1B Adriana KG1C</p>




Note: The weekly newsletter will be updated every week on Friday for parents' use on the same link.

Note: Please share the links, videos of your child's homework on teachers' email, if you do not like to upload it to the shared folder.(shared folder can be accessible by other parents)

	<p>discussions to strengthen their listening and speaking skills</p>		
<ul style="list-style-type: none"> • ... اللقاء والترحيب بالعربية للا • Arabic Numbers ... • Arabic alphabet ... • ... تعلم حروف الهجاء على <p>Listen and sing.</p>  <ul style="list-style-type: none"> • Scan the printed QR code to complete home learning activities. 	<p>1 Learning to Write the Letter :Al-Jeem (ج)</p> <p>Children will learn how to at the ج write the letter beginning, middle, and end of words through tracing activities, coloring sheets, and hands-on sensory tasks</p> <p>2 Exploring the Sounds of :Al-Jeem</p> <p>Students will discover the ج short sounds of the letter through songs, (ج، ج، ج) phonics games, and interactive movement activities</p> <p>3 Building New Vocabulary</p> <p>Children will learn and use new words containing the</p>	<p>How does the world work?</p> <p>Nature Story (Where is my home?)</p> 	<p>Week 2 12.1.2026</p> <p>Star of the Week!</p>  <p>Thomas KG1A Aidan KG1B Alexander KG1C</p>

Note: The weekly newsletter will be updated every week on Friday for parents' use on the same link.




Note: Please share the links, videos of your child's homework on teachers' email, if you do not like to upload it to the shared folder.(shared folder can be accessible by other parents)

	<p>(ج) letter Al-Jeem (جمل - جبل - جنة - جزيرة) through storytelling, role-play, and class discussions to strengthen their listening and speaking .skills</p>		
<ul style="list-style-type: none"> • ... اللقاء والترحيب بالعربية للا • Arabic Numbers ... • Arabic alphabet ... <p>Listen and sing.</p>  <ul style="list-style-type: none"> • Scan the printed QR code to complete home learning activities. 	<p>1 Reviewing Learned Letters: Students will review and recognize the letters (أ، ب، م، ن، ف، ح، ل، س، ر، ت).</p> <p>2 Connecting Letters to Sounds: Students will recall the sounds of all reviewed .letters</p> <p>3 Forming Simple Words: Students will use the reviewed letters to build .simple, meaningful words</p>	<p>who am I? 1- (My big world)</p> 	<p>Winter Reading Star of the Week!</p>  <p>Niyah KG1A Hazzah KG1B Dalia KG1C</p>
<ul style="list-style-type: none"> • ... اللقاء والترحيب بالعربية للا • Arabic Numbers ... 	<p>1 Reviewing Learned Letters:</p>	<p>who am I? 1- (My big</p>	<p>Week 15 3.12.2025</p>

Note: The weekly newsletter will be updated every week on Friday for parents' use on the same link.

Note: Please share the links, videos of your child's homework on teachers' email, if you do not like to upload it to the shared folder.(shared folder can be accessible by other parents)






<ul style="list-style-type: none"> • Arabic alphabet ... Listen and sing.  <ul style="list-style-type: none"> • Scan the printed QR code to complete home learning activities. 	<p>Students will review and recognize all previously .learned letters</p> <p>2Connecting Letters to Sounds: Students will recall the sounds of the letters they .have learned</p> <p>3Forming Simple Words: Students will use known letters to build simple, .meaningful words</p> <p>4Reading Simple Words: Students will read basic words that are made up of .the letters they have studied</p> <p>5Using Words in Context: Students will use the simple words they have formed in .short oral sentences</p>	<p>world) the story of (I am different)</p> 	<p>Star of the Week!</p>  <p>Talia KG1A Kamon KG1B Riaan KG1C</p>
<ul style="list-style-type: none"> • اللقاء والترحيب بالعربية للا ... • Arabic Numbers ... • تعلم حروف الهجاء على ... Listen and sing. 	<p>1Learning to Write the Letter Al-Seen: Children will learn how to</p>	<p>who am I? 1- (My big world) the</p>	<p>Week 14 24.11.2025 Star of the Week!</p>

Note: The weekly newsletter will be updated every week on Friday for parents' use on the same link.

Note: Please share the links, videos of your child's homework on teachers' email, if you do not like to upload it to the shared folder.(shared folder can be accessible by other parents)



 <ul style="list-style-type: none"> Scan the printed QR code to complete home learning activities. 	<p>at the س write the letter beginning, middle, and end of words through tracing activities, coloring sheets, and hands-on sensory tasks</p> <p>2 Exploring the Sounds of Al-Seen: Students will discover the short sounds of the letter through songs, (س، س، س، س) phonics games, and interactive movement activities.</p> <p>3 Building New Vocabulary: Children will learn and use new words containing the (سمكة – ساعة – سيارة – فراولة) letter Al-Seen in storytelling, role-play, and class discussions to strengthen their listening and speaking skills.</p>	<p>story of (I am different)</p> 	 <p>Jasper KG1A Jamie KG1B Mikael KG1C</p>
<ul style="list-style-type: none"> ... اللقاء والترحيب بالعربية للا Arabic Numbers تعلم حروف الهجاء على 	<p>1 Learning to Write the Letter Al-Taa: Children will learn how to</p>	<p>who am I? 1- (My big world) the</p>	<p>Week 13 17.11.2025</p>

Note: The weekly newsletter will be updated every week on Friday for parents' use on the same link.

Note: Please share the links, videos of your child's homework on teachers' email, if you do not like to upload it to the shared folder.(shared folder can be accessible by other parents)





<p>Listen and sing.</p>  <ul style="list-style-type: none"> Scan the printed QR code to complete home learning activities. 	<p>at the (ت) write the letter beginning, middle, and end of words through tracing, coloring, and hands-on activities.</p> <p>2 Exploring the Sounds of Al-Taa: Students will discover the (ت) short sounds of the letter through songs, (ت، تُ، ث) phonics games, and movement-based activities.</p> <p>3 Building New Vocabulary: Children will learn and use new words containing the (تفاح- تمساح - تاج) letter Al-Taa in storytelling and (تلفاز) role-play to enhance their listening and speaking skills.</p>	<p>story of (I am different)</p> 	<p>Star of the Week!</p>  <p>Leon KG1A Robert KG1B Defna KG1C</p>
<ul style="list-style-type: none"> ... اللقاء والترحيب بالعربية للا Arabic Numbers تعلم حروف الهجاء على <p>Listen and sing.</p>	<p>1 Learning to Write the Letter Al-Raa: Children will learn how to at the "ر" write the letter beginning, middle, and end</p>	<p>who am I? 1- (My big world) the story of (I</p>	<p>Week 12 10.11.2025</p> <p>Star of the Week!</p>

Note: The weekly newsletter will be updated every week on Friday for parents' use on the same link.

Note: Please share the links, videos of your child's homework on teachers' email, if you do not like to upload it to the shared folder.(shared folder can be accessible by other parents)






 <ul style="list-style-type: none"> Scan the printed QR code to complete home learning activities. 	<p>of words through tracing, coloring, and hands-on activities</p> <p>2 Exploring the Sounds of Al-Raa: Students will discover the short sounds of the letter through songs, games, and movement activities</p> <p>3 Building New Vocabulary: Children will learn and use new words containing the letter Al-Raa (man – ريشة, feather – رمان, sand) in – رمل, pomegranate storytelling and role-play to strengthen their listening and speaking skills</p>	<p>am different)</p> 	 <p>Nari KG1A Pasha KG1B Scherazad KG1C</p>
<ul style="list-style-type: none"> ... اللقاء والترحيب بالعربية للا Arabic Numbers ... تعلم حروف الهجاء على ... Listen and sing. 	<ul style="list-style-type: none"> 1 Learning to Write the Letter Al-Haa: Children will learn how to write the letter “ح” at the beginning, middle, and end of 	<p>who am I? 1- (My Family) the story of (I Love My Family)</p>	<p>Week 11 3.11.2025 Star of the Week!</p>

Note: The weekly newsletter will be updated every week on Friday for parents' use on the same link.

Note: Please share the links, videos of your child's homework on teachers' email, if you do not like to upload it to the shared folder.(shared folder can be accessible by other parents)









 <ul style="list-style-type: none"> • Scan the printed QR code to complete home learning activities. 	<p>words through tracing, coloring, and hands-on activities.</p> <ul style="list-style-type: none"> • 2 Exploring the Sounds of Al-Haa: Students will discover the short sounds of the letter (ح، ح، ح، ح) through songs, games, and movement activities . • 3 Building New Vocabulary: Children will learn and use new words containing the letter Al-Haa (حليب like - أحب milk, حصان – horse, حمامة – pigeon) in storytelling and role-play to strengthen their listening and speaking skills. 		 <p>Alma KG1A Liam KG1B Sora KG1C</p>
<ul style="list-style-type: none"> • ... اللقاء والترحيب بالعربية للا • Arabic Numbers ... • ... تعلم حروف الهجاء على 	<ul style="list-style-type: none"> • 1- To learn to write the letter Al Laam in the beginning, 	<p>who am I? 1- (My Family) the story of</p>	<p>Week 10 20.10.2025</p>

Note: The weekly newsletter will be updated every week on Friday for parents' use on the same link.




Note: Please share the links, videos of your child's homework on teachers' email, if you do not like to upload it to the shared folder.(shared folder can be accessible by other parents)



<p>Listen and sing.</p>  <ul style="list-style-type: none">Scan the printed QR code to complete home learning activities.	<p>middle and end of the word.</p> <ul style="list-style-type: none">2- To learn the short sounds for the letter Al Laam (لَ، لِ، لُ، لْ) .3- To learn new words with the letter Al Laam.	<p>(Lea and lemon)</p> 	<p>Star of the Week!</p>  <p>Mete KG1A Padma KG1B Seif KG1C</p>
<ul style="list-style-type: none">... اللقاء والترحيب بالعربية للاArabic Numbers تعلم حروف الهجاء على <p>Listen and sing.</p>  <ul style="list-style-type: none">Scan the printed QR code to complete home learning activities.	<p>1- To learn to write the letter Al Nuwn in the beginning, middle and end of the word.</p> <p>2- To learn the short sounds for the letter Al Nuwn (نَ، نِ، نُ، نْ)</p> <p>3- To learn new words with the letter Al Nuwn.</p>	<p>who am I? 1- (My Family) the story of (Yellow glasses)</p> 	<p>Week 9 27.10.2025</p> <p>Star of the Week!</p>  <p>Noah KG1A Alisa KG1B Elena KG1C</p>

Note: The weekly newsletter will be updated every week on Friday for parents' use on the same link.





Note: Please share the links, videos of your child's homework on teachers' email, if you do not like to upload it to the shared folder.(shared folder can be accessible by other parents)

<ul style="list-style-type: none"> • ... اللقاء والترحيب بالعربية للا • Arabic Numbers ... • Arabic alphabet ... <p>Listen and sing.</p>  <ul style="list-style-type: none"> • Scan the printed QR code to complete home learning activities. 	<p>1- Review the following Letters (أ - م - ب - ف).</p> <p>2- Recognize the shapes and sounds of letters (أ - م - ب - ف).</p> <p>3- To learn the verbs (I love - I go) and use them in sentences.</p>	<p>who am I? 1- (I am special)</p>	<p>Week 7 6.10.2025</p> <p>Star of the Week!</p>  <p>Marcus KG1A Mia KG1B Ignacio KG1C</p>
<ul style="list-style-type: none"> • ... اللقاء والترحيب بالعربية للا • Arabic Numbers ... • تعلم حروف الهجاء على <p>Listen and sing.</p>	<p>1- To learn to write the letter AIFa in the beginning, middle and end of the word.</p> <p>2- To learn the short sounds for the letter AIFa</p> <p>(فَ، فِ، فُ، فْ) .</p> <p>3- To learn new words with the letter AIFa.</p>	<p>who am I? 1- (I am special)</p> <p>the story of (A very different day)</p> 	<p>Week 6 29.9.2025</p>

Note: The weekly newsletter will be updated every week on Friday for parents' use on the same link.

Note: Please share the links, videos of your child's homework on teachers' email, if you do not like to upload it to the shared folder.(shared folder can be accessible by other parents)



<ul style="list-style-type: none">• اللقاء والترحيب بالعربية للا • Arabic Numbers ... • تعلم حروف الهجاء على Listen and sing.	<p>1- To learn to write the letter AIBa in the beginning, middle and end of the word.</p> <p>2- To learn the short sounds for the letter AIBa (بَ، بِ، بُ، بْ)</p> <p>3-To learn new words with the letter AIBa.</p>	<p>who am I? 1- (I am special) the story of (A very different day)</p> 	<p>Week 5 22.9.2025</p> <p>Star of the Week!</p>  <p>Faisal KG1A Antonio KG1B Luca KG1C</p>
<ul style="list-style-type: none">• اللقاء والترحيب بالعربية للا • Arabic Numbers ... • تعلم حروف الهجاء على Listen and sing.	<p>1- To learn to write the letter AI Mime in the beginning, middle and end of the word.</p> <p>2- To learn the short sounds for the letter AI Mime (مَ، مِ، مُ، مْ)</p> <p>3-To learn New words with the letter AI Mime.</p>	<p>who am I? 1- (I am special) the story of (a very special rabbit)</p> 	<p>Week 4 15.9.2025</p> <p>Star of the Week!</p>  <p>Lea KG1A Violet KG1B Arsen KG1C</p>

Note: The weekly newsletter will be updated every week on Friday for parents' use on the same link.

Note: Please share the links, videos of your child's homework on teachers' email, if you do not like to upload it to the shared folder.(shared folder can be accessible by other parents)



<ul style="list-style-type: none">● ...اللقاء والترحيب بالعربية للا ● Arabic Numbers ... ● تعلم حروف الهجاء على ... Listen and sing.	<p>1- To learn to write the letter Al Alif in the beginning, middle and end of the word.</p> <p>2- To learn the short sounds for the letter Al Alif</p> <p style="text-align: center;">(أَ، اُ، اِ)</p> <p>3-To learn new words with the letter Al Alif.</p>	<p>who am I? 1- (I am special) the story of (a very special rabbit)</p>	<p>Week 3 8.9.2025</p>
<ul style="list-style-type: none">● ...اللقاء والترحيب بالعربية للا Listen and sing.	<ul style="list-style-type: none">● Dear Parents,● Welcome to our Home Learning Newsletter! Here you'll find updates on lesson objectives, home learning, assessments, events, and helpful resources/links to support your child.● Thank you for your continued support in	<p>Who am I (Introduction)</p>	<p>Week 2 1.9.2025</p>

Note: The weekly newsletter will be updated every week on Friday for parents' use on the same link.

Note: Please share the links, videos of your child's homework on teachers' email, if you do not like to upload it to the shared folder.(shared folder can be accessible by other parents)



	making learning meaningful both at school and at home.		
--	---	--	--

Note: The weekly newsletter will be updated every week on Friday for parents' use on the same link.

Note: Please share the links, videos of your child's homework on teachers' email, if you do not like to upload it to the shared folder.(shared folder can be accessible by other parents)