




**Title in English, Palatino Linotype, 13pt, Italic, Bold, Center,
Capital Each Word, Spaced 1**

**First author ^{1*}, Second author ², Third author ³ (Palatino Linotype, 11pt, bold,
center, * to designate the correspondence author)**

¹Name of the first author's institution

Institution address (Department, Faculty, University), city name, postal code, province name,
country name

^{2,3}Names of the second (Department, Faculty, University) and third authors if they are from the
same institution

Institution address, city name, postal code, province name, country name

E-mail Correspondence Author: *email.addres@mail.com

Abstract

Abstract are written in English with a maximum of 200 words. Writing using Palatino Linotype 10pt font, Italic, spaced 1 (line spacing option: before 0; after 0). Abstract contains problems, goals, methods, important things that found on research, and results. Abstracts describe the essence of the overall content of study.

Keywords: 3-5 words in English, Palatino Linotype letters, 10pt, 1 space, italic, alphabetic.

 : <https://doi.org/10.30598/parameter4i1pp55-62>



This article is an open access article distributed under the terms and conditions of the [Creative Commons Attribution-ShareAlike 4.0 International License](#).

1. INTRODUCTION (11 PT)

The main text format consists of a flat left-right columns on A4 paper (quarto). The margin text from the left and top are 2.5 cm, right and bottom are 2 cm. The manuscript is written in Microsoft Word, single space, Time New Roman 10 pt, and maximum 12 pages for original research article, or maximum 16 pages for review/survey paper, which can be downloaded at the website: <http://ijeeecs.iaescore.com>.

The title of an article should consist of the fewest possible words that accurately describe the content of the paper. The title should be succinct and informative and no more than about 12 words in length. Do not use acronyms or abbreviations in your title and do not mention the method you used, unless your paper reports on the development of a new method. Titles are often used in information-retrieval systems. Avoid writing long formulas with subscripts in the title. Omit all waste words such as "A study of ...", "Investigations of ...", "Implementation of ...", "Observations on ...", "Effect of.....", "Analysis of ...", "Design of...", etc.

A concise and factual abstract is required. The abstract should state briefly the purpose of the research, the principal results and major conclusions. An abstract is often presented separately from the article, so it must be able to stand alone. For this reason, References should be avoided, but if essential, then cite the author(s) and year(s). Also, non-standard or uncommon abbreviations should be avoided, but if essential they must be defined at their first mention in the abstract itself. Immediately after the abstract, provide a maximum of 7 keywords, using American spelling and avoiding general and plural terms and multiple concepts (avoid, for example, 'and', 'of'). Be sparing with abbreviations: only abbreviations firmly established in the field may be eligible. These keywords will be used for indexing purposes.

Indexing and abstracting services depend on the accuracy of the title, extracting from it keywords useful in cross-referencing and computer searching. An improperly titled paper may never reach the audience for which it was intended, so be specific.

The Introduction section should provide: i) a clear background, ii) a clear statement of the problem, iii) the relevant literature on the subject, iv) the proposed approach or solution, and v) the new value of research which is innovation (within 3-6 paragraphs). It should be understandable to colleagues from a broad range of scientific disciplines. Organization and citation of the bibliography are made in Institute of Electrical and Electronics Engineers (IEEE) style in sign [1], [2] and so on. The terms in foreign languages are written italic (*italic*). The text should be divided into sections, each with a separate heading and numbered consecutively [3]. The section or subsection headings should be typed on a separate line, e.g., **1. INTRODUCTION**. A full article usually follows a standard structure: **1. INTRODUCTION, 2. THE COMPREHENSIVE THEORETICAL BASIS AND/OR THE PROPOSED METHOD/ALGORITHM (optional), 3. METHOD, 4. RESULTS AND DISCUSSION, and 5. CONCLUSION**. The structure is well-known as **IMRaD** style.

Literature review that has been done author used in the section "**INTRODUCTION**" to explain the difference of the manuscript with other papers, that it is innovative, it are used in the section "**METHOD**" to describe the step of research and used in the section "**RESULTS AND DISCUSSION**" to support the analysis of the results [3]. If the manuscript was written really have high originality,

which proposed a new method or algorithm, the additional section after the "INTRODUCTION" section and before the "METHOD" section can be added to explain briefly the theory and/or the proposed method/algorithm [4].

2. METHOD (11 PT)

Explaining the research chronologically, including the research design, research procedures (in the form of algorithms, Pseudocode, or other), how to test, and data acquisition [5]–[7]. The description of the course of research should be supported references, so the explanation can be accepted scientifically [2], [4]. Figures 1-2 and Table 1 are presented center, as shown below and cited in the manuscript [5], [8]–[13]. The effects of electrical discharges to acidity of HVNE and NELV has been illustrated in Figure 2(a) and the effects of breakdown voltage of NE and NELV has been illustrated in Figure 2(b).

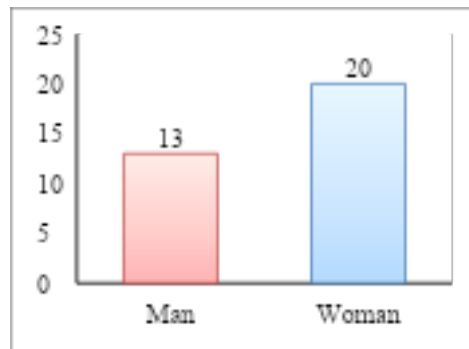
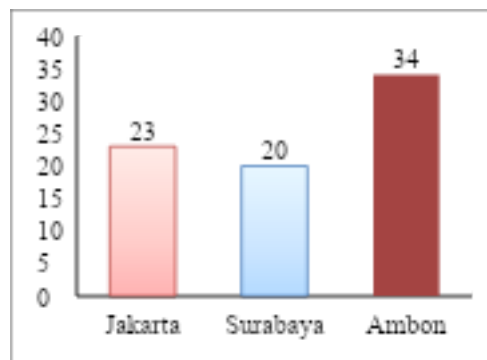


Figure 1. Judul Gambar 1
Format Sumber Gambar (Center)

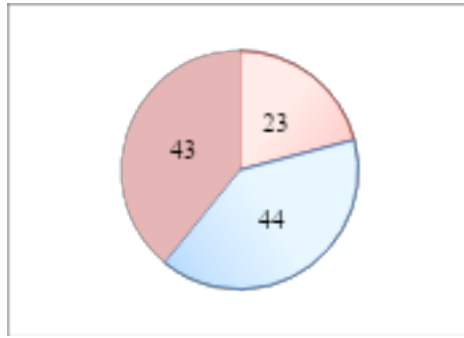
Table 1. Table 1 Tittle

Colomn 1	Colomn 2	Colomn 3	Colomn 4	Colomn 5
A
B
C
D
E

Note Format/Table Source (adjust according to table length)



(a)



(b)

Figure 2. Tittle of Image 1 ...(a) and (b)

3. RESULTS AND DISCUSSION (11 PT)

In this section, it is explained the results of research and at the same time is given the comprehensive discussion. Results can be presented in figures, graphs, tables and others that make the reader understand easily [14], [15]. The discussion can be made in several sub-sections.

3.1. Sub section 1

Equations should be placed at the center of the line and provided consecutively with equation numbers in parentheses flushed to the right margin, as in Equation (1). The use of Microsoft Equation Editor or MathType is preferred.

$$Ye' = a + b_1X_1 + b_2X_2 + \dots + b_nX_n \quad (1)$$

All symbols that have been used in the equations should be defined in the following text.

3.2. Sub section 2

Proper citation of other works should be made to avoid plagiarism. When referring to a reference item, please use the reference number as in [16] or [17] for multiple references. The use of "Ref [18]..." should be employed for any reference citation at the beginning of sentence. For any reference with more than 3 or more authors, only the first author is to be written followed by *et al.* (e.g. in [19]). Examples of reference items of different categories shown in the References section. Each item in the references section should be typed using 8 pt font size [20]–[25].

3.2.1. Subsub section 1

3.2.2. Subsub section 2

4. CONCLUSION (11 PT)

Provide a statement that what is expected, as stated in the "INTRODUCTION" section can ultimately result in "RESULTS AND DISCUSSION" section, so there is compatibility. Moreover, the prospects for the development of research results and the application of further studies can also be added to the next (based on the results and discussion).

ACKNOWLEDGMENTS *(if applicable)* (11 PT)

This section should acknowledge individuals who provided personal assistance to the work but do not meet the criteria for authorship, detailing their contributions. It is imperative to obtain consent from all individuals listed in the acknowledgments.

FUNDING INFORMATION *(mandatory)* (11 PT)

This section should describe sources of funding agency that have supported the work. Authors should state how the research described in their article was funded, including grant numbers if applicable. Include the following (or similar) statement if there is no funding involved: Authors state no funding involved.

AUTHOR CONTRIBUTIONS STATEMENT *(mandatory)* (11 PT)

The CRediT (Contributor Roles Taxonomy) Authorship Contribution statement is introduced to clearly identify and acknowledge the individual contributions of each author, minimize authorship disputes, and enhance collaboration. CRediT allows authors to provide a precise and detailed description of their specific contributions to the published work. The corresponding author is responsible for ensuring that these descriptions are accurate and agreed upon by all authors. The roles of all authors should be listed according to the relevant categories above, with authors potentially contributing to multiple roles. Attribution does not affect the journal's criteria for determining authorship eligibility. The CRediT statement must be submitted during the manuscript submission process. Possible CRediT roles include: conceptualization, data curation, formal analysis, funding acquisition, investigation, methodology, project administration, resources, software, supervision, validation, visualization, writing original draft, writing-review & editing.

(Source: <https://www.elsevier.com/researcher/author/policies-and-guidelines/credit-author-statement>)

Sample CRediT author statement: First Author: Conceptualization, methodology, writing-original draft, software, validation. Second Author: Data curation, resources, draft preparation. Third Author: Formal analysis, validation. Fourth Author: Software, visualization. Fifth Author: Validation, writing-review & editing. All authors discussed the results and contributed to the final manuscript.

CONFLICT OF INTEREST STATEMENT *(mandatory)* (11 PT)

To ensure fair and objective decision-making, authors must declare any associations that pose a conflict of interest (financial, personal, or professional) in connection with manuscripts. Non-financial competing interests include a declaration of political, personal, religious, ideological, academic, and intellectual competing interests. The authors declare that they have no known competing financial interests or personal relationships that could have appeared to influence the work reported in this paper. If there are no conflicts of interest, please include the following author's statement: Authors state no conflict of interest.

INFORMED CONSENT *(if applicable)* (11 PT)

The protection of privacy is a legal right that must not be breached without individual informed consent. In cases where the identification of personal information is necessary for scientific reasons, authors should obtain full documentation of informed consent, including written permission from the patient prior to inclusion in

the study. Incorporate the following (or a similar) statement: We have obtained informed consent from all individuals included in this study.

ETHICAL APPROVAL (if applicable) (11 PT)

When papers talk about using people or animals, authors should make it clear that the research followed all national rules and institutional policies, and it was approved by the authors' institutional review board or a similar committee. The Helsinki Declaration's tenets must guide all investigations involving human subjects. Authors must also identify the committee or review board approving the experiments and provide a statement indicating approval of the research. Incorporate the following (or a similar) statement: The research related to human use has been complied with all the relevant national regulations and institutional policies in accordance with the tenets of the Helsinki Declaration and has been approved by the authors' institutional review board or equivalent committee; or: The research related to animal use has been complied with all the relevant national regulations and institutional policies for the care and use of animals.

DATA AVAILABILITY (mandatory) (11 PT)

The data availability statement is a valuable link between a paper's results and the supporting evidence. It is a brief statement about whether the authors of an article have made the evidence supporting their findings available, and if so, where readers may access it. Data availability statements help to promote transparency and reproducibility in research and to increase the visibility of valuable evidence produced or gathered during the course of research. As part of our commitment to supporting open research, our journal now requires all manuscripts to include a data availability statement in order to be accepted for publication. Examples:

- The data that support the findings of this study are openly available in [repository name] at [http://doi.org/\[doi\]](http://doi.org/[doi]), reference number [reference number].
- The data that support the findings of this study will be available in [repository name] [URL / DOI link] following a [6 month] embargo from the date of publication to allow for the commercialization of research findings.
- The data that support the findings of this study are available on request from the corresponding author, [initials, AB]. The data, which contain information that could compromise the privacy of research participants, are not publicly available due to certain restrictions.
- Derived data supporting the findings of this study are available from the corresponding author [initials, AB] on request.
- The data that support the findings of this study are available from [third party]. Restrictions apply to the availability of these data, which were used under license for this study. Data are available [from the authors / at URL] with the permission of [third party].
- The authors confirm that the data supporting the findings of this study are available within the article [and/or its supplementary materials].
- The data that support the findings of this study are available from the corresponding author, [initials, AB], upon reasonable request.
- Data availability is not applicable to this paper as no new data were created or analyzed in this study.

REFERENCES (11 PT)

The main references are international journals and proceedings. All references should be to the most pertinent, **up-to-date sources**, and the **minimum number of references** should be **20** (for original research papers) and **50** (for review papers). References are written in IEEE style. Use a tool such as EndNote, Mendeley, or Zotero for reference management and formatting; choose IEEE style. Please use a consistent format for references—see examples (10 pt):

Journal/Periodicals

Basic Format:

J. K. Author, "Title of paper," *Abbrev. Title of Journal/Periodical*, vol. *x*, no. *x*, pp. *xxx-xxx*, Abbrev. Month, year, doi: *xxx*.

Examples:

- M. M. Chiampi and L. L. Zilberti, "Induction of electric field in human bodies moving near MRI: An efficient BEM computational procedure," *IEEE Trans. Biomed. Eng.*, vol. 58, pp. 2787–2793, Oct. 2011, doi: 10.1109/TBME.2011.2158315.
- R. Fardel, M. Nagel, F. Nuesch, T. Lippert, and A. Wokaun, "Fabrication of organic light emitting diode pixels by laser-assisted forward transfer," *Appl. Phys. Lett.*, vol. 91, no. 6, Aug. 2007, Art. no. 061103, doi: 10.1063/1.2759475.

[1] Conference Proceedings

Basic Format:

J. K. Author, "Title of paper," in *Abbreviated Name of Conf.*, (location of conference is optional), year, pp. *xxx-xxx*, doi: *xxx*.

Examples:

- G. Veruggio, "The EURON roboethics roadmap," in *Proc. Humanoids '06: 6th IEEE-RAS Int. Conf. Humanoid Robots*, 2006, pp. 612–617, doi: 10.1109/ICHR.2006.321337.
- J. Zhao, G. Sun, G. H. Loh, and Y. Xie, "Energy-efficient GPU design with reconfigurable in-package graphics memory," in *Proc. ACM/IEEE Int. Symp. Low Power Electron. Design (ISLPED)*, Jul. 2012, pp. 403–408, doi: 10.1145/2333660.2333752.

[2] Book

Basic Format:

J. K. Author, "Title of chapter in the book," in *Title of His Published Book*, X. Editor, Ed., *x*th ed. City of Publisher, State (only U.S.), Country: Abbrev. of Publisher, year, ch. *x*, sec. *x*, pp. *xxx-xxx*.

Examples:

- A. Taflove, *Computational Electrodynamics: The Finite-Difference Time-Domain Method in Computational Electrodynamics II*, vol. 3, 2nd ed. Norwood, MA, USA: Artech House, 1996.
- R. L. Myer, "Parametric oscillators and nonlinear materials," in *Nonlinear Optics*, vol. 4, P. G. Harper and B. S. Wherret, Eds., San Francisco, CA, USA: Academic, 1977, pp. 47–160.

[3] M. Theses (B.S., M.S.) and Dissertations (Ph.D.)

Basic Format:

Last name of the first author, et al. | 3-5 words at the beginning of the article title...

J. K. Author, "Title of thesis," M.S. thesis, Abbrev. Dept., Abbrev. Univ., City of Univ., Abbrev. State, year.

J. K. Author, "Title of dissertation," Ph.D. dissertation, Abbrev. Dept., Abbrev. Univ., City of Univ., Abbrev. State, year.

Examples:

- J. O. Williams, "Narrow-band analyzer," Ph.D. dissertation, Dept. Elect. Eng., Harvard Univ., Cambridge, MA, USA, 1993.
- N. Kawasaki, "Parametric study of thermal and chemical nonequilibrium nozzle flow," M.S. thesis, Dept. Electron. Eng., Osaka Univ., Osaka, Japan, 1993.

*In the reference list, however, list all the authors for up to six authors. Use *et al.* only if: 1) The names are not given and 2) List of authors more than 6. *Example:* J. D. Bellamy *et al.*, Computer Telephony Integration, New York: Wiley, 2010.

See the examples:

REFERENCES

- [1] M. Sigala, A. Beer, L. Hodgson, and A. O'Connor, *Big Data for Measuring the Impact of Tourism Economic Development Programmes: A Process and Quality Criteria Framework for Using Big Data*. 2019.
- [2] G. Nguyen *et al.*, "Machine Learning and Deep Learning frameworks and libraries for large-scale data mining: a survey," *Artif. Intell. Rev.*, vol. 52, no. 1, pp. 77–124, 2019, doi: 10.1007/s10462-018-09679-z.
- [3] C. Shorten and T. M. Khoshgoftaar, "A survey on Image Data Augmentation for Deep Learning," *J. Big Data*, vol. 6, no. 1, 2019, doi: 10.1186/s40537-019-0197-0.
- [4] R. Vinayakumar, M. Alazab, K. P. Soman, P. Poornachandran, A. Al-Nemrat, and S. Venkatraman, "Deep Learning Approach for Intelligent Intrusion Detection System," *IEEE Access*, vol. 7, pp. 41525–41550, 2019, doi: 10.1109/ACCESS.2019.2895334.
- [5] K. Sivaraman, R. M. V. Krishnan, B. Sundarraj, and S. Sri Gowthem, "Network failure detection and diagnosis by analyzing syslog and SNS data: Applying big data analysis to network operations," *Int. J. Innov. Technol. Explor. Eng.*, vol. 8, no. 9 Special Issue 3, pp. 883–887, 2019, doi: 10.35940/ijitee.I3187.0789S319.
- [6] A. D. Dwivedi, G. Srivastava, S. Dhar, and R. Singh, "A decentralized privacy-preserving healthcare blockchain for IoT," *Sensors (Switzerland)*, vol. 19, no. 2, pp. 1–17, 2019, doi: 10.3390/s19020326.
- [7] F. Al-Turjman, H. Zahmatkesh, and L. Mostarda, "Quantifying uncertainty in internet of medical things and big-data services using intelligence and deep learning," *IEEE Access*, vol. 7, pp. 115749–115759, 2019, doi: 10.1109/ACCESS.2019.2931637.
- [8] S. Kumar and M. Singh, "Big data analytics for healthcare industry: Impact, applications, and tools," *Big Data Min. Anal.*, vol. 2, no. 1, pp. 48–57, 2019, doi: 10.26599/BDMA.2018.9020031.
- [9] L. M. Ang, K. P. Seng, G. K. Ijamaru, and A. M. Zungeru, "Deployment of IoV for Smart Cities: Applications, Architecture, and Challenges," *IEEE Access*, vol. 7, pp. 6473–6492, 2019, doi: 10.1109/ACCESS.2018.2887076.
- [10] B. P. L. Lau *et al.*, "A survey of data fusion in smart city applications," *Inf. Fusion*, vol. 52, no. January, pp. 357–374, 2019, doi: 10.1016/j.inffus.2019.05.004.
- [11] Y. Wu *et al.*, "Large scale incremental learning," *Proc. IEEE Comput. Soc. Conf. Comput. Vis. Pattern Recognit.*, vol. 2019-June, pp. 374–382, 2019, doi: 10.1109/CVPR.2019.00046.
- [12] A. Mosavi, S. Shamshirband, E. Salwana, K. wing Chau, and J. H. M. Tah, "Prediction of multi-inputs bubble column reactor using a novel hybrid model of computational fluid

- dynamics and machine learning," *Eng. Appl. Comput. Fluid Mech.*, vol. 13, no. 1, pp. 482–492, 2019, doi: 10.1080/19942060.2019.1613448.
- [13] V. Palanisamy and R. Thirunavukarasu, "Implications of big data analytics in developing healthcare frameworks – A review," *J. King Saud Univ. - Comput. Inf. Sci.*, vol. 31, no. 4, pp. 415–425, 2019, doi: 10.1016/j.jksuci.2017.12.007.
- [14] J. Sadowski, "When data is capital: Datafication, accumulation, and extraction," *Big Data Soc.*, vol. 6, no. 1, pp. 1–12, 2019, doi: 10.1177/2053951718820549.
- [15] J. R. Saura, B. R. Herraiez, and A. Reyes-Menendez, "Comparing a traditional approach for financial brand communication analysis with a big data analytics technique," *IEEE Access*, vol. 7, pp. 37100–37108, 2019, doi: 10.1109/ACCESS.2019.2905301.
- [16] D. Nallaperuma *et al.*, "Online Incremental Machine Learning Platform for Big Data-Driven Smart Traffic Management," *IEEE Trans. Intell. Transp. Syst.*, vol. 20, no. 12, pp. 4679–4690, 2019, doi: 10.1109/TITS.2019.2924883.
- [17] S. Schulz, M. Becker, M. R. Groseclose, S. Schadt, and C. Hopf, "Advanced MALDI mass spectrometry imaging in pharmaceutical research and drug development," *Curr. Opin. Biotechnol.*, vol. 55, pp. 51–59, 2019, doi: 10.1016/j.copbio.2018.08.003.
- [18] C. Shang and F. You, "Data Analytics and Machine Learning for Smart Process Manufacturing: Recent Advances and Perspectives in the Big Data Era," *Engineering*, vol. 5, no. 6, pp. 1010–1016, 2019, doi: 10.1016/j.eng.2019.01.019.
- [19] Y. Yu, M. Li, L. Liu, Y. Li, and J. Wang, "Clinical big data and deep learning: Applications, challenges, and future outlooks," *Big Data Min. Anal.*, vol. 2, no. 4, pp. 288–305, 2019, doi: 10.26599/BDMA.2019.9020007.
- [20] M. Huang, W. Liu, T. Wang, H. Song, X. Li, and A. Liu, "A queuing delay utilization scheme for on-path service aggregation in services-oriented computing networks," *IEEE Access*, vol. 7, pp. 23816–23833, 2019, doi: 10.1109/ACCESS.2019.2899402.
- [21] G. Xu, Y. Shi, X. Sun, and W. Shen, "Internet of things in marine environment monitoring: A review," *Sensors (Switzerland)*, vol. 19, no. 7, pp. 1–21, 2019, doi: 10.3390/s19071711.
- [22] M. Aqib, R. Mehmood, A. Alzahrani, I. Katib, A. Albeshri, and S. M. Altowajjri, *Smarter traffic prediction using big data, in-memory computing, deep learning and gpus*, vol. 19, no. 9. 2019.
- [23] S. Leonelli and N. Tempini, *Data Journeys in the Sciences*. 2020.
- [24] N. Stylos and J. Zwiegelhaar, *Big Data as a Game Changer: How Does It Shape Business Intelligence Within a Tourism and Hospitality Industry Context?* 2019.
- [25] Q. Song, H. Ge, J. Caverlee, and X. Hu, "Tensor completion algorithms in big data analytics," *arXiv*, vol. 13, no. 1, 2017.