












7th & 8th Grade

ELA



	<p>Language Arts:</p> <p>One: Set of EARPHONES with microphone <i>(Used in all classes)</i></p> <p>One: Composition notebook (ELA)</p> <p>One: Pack of color pencil <i>OR</i> a pack of 5 color highlighters</p>				
 Communication	<p>Communication:</p> <ul style="list-style-type: none"> Students will message Ms.Cheek through their CANVAS INBOX. <i>(Not G-Mail)</i> Parents will message Ms.Cheek through ParentSquare 				
	<p>Students will access Zoom by clicking on the Zoom Icon on their ELA Homepage:</p> <ul style="list-style-type: none"> 7th Grade Homepage 8th Grade Homepage 				
	<p>VIDEO: A Walk Through Ms.Cheek's Canvas Classroom</p>				
	<table border="1" style="width: 100%; border-collapse: collapse;"> <tr> <td style="width: 20%; padding: 5px;">7th Grade</td><td style="padding: 5px;">Canvas Overview</td></tr> <tr> <td style="padding: 5px;">8th Grade</td><td style="padding: 5px;">Canvas Overview</td></tr> </table>	7th Grade	Canvas Overview	8th Grade	Canvas Overview
7th Grade	Canvas Overview				
8th Grade	Canvas Overview				
	<table border="1" style="width: 100%; border-collapse: collapse;"> <tr> <td style="width: 20%; padding: 5px;">7th Grade</td><td style="padding: 5px;">Canvas Training: Screenshot (IXL)</td></tr> <tr> <td style="padding: 5px;">8th Grade</td><td style="padding: 5px;">Canvas Training: Screenshot (IXL)</td></tr> </table>	7th Grade	Canvas Training: Screenshot (IXL)	8th Grade	Canvas Training: Screenshot (IXL)
7th Grade	Canvas Training: Screenshot (IXL)				
8th Grade	Canvas Training: Screenshot (IXL)				
	<table border="1" style="width: 100%; border-collapse: collapse;"> <tr> <td style="width: 20%; padding: 5px;">7th Grade</td><td style="padding: 5px;">Canvas Training: To Do & Recent Feedback</td></tr> <tr> <td style="padding: 5px;">8th Grade</td><td style="padding: 5px;">Canvas Training: To Do & Recent Feedback</td></tr> </table>	7th Grade	Canvas Training: To Do & Recent Feedback	8th Grade	Canvas Training: To Do & Recent Feedback
7th Grade	Canvas Training: To Do & Recent Feedback				
8th Grade	Canvas Training: To Do & Recent Feedback				

 canvas Student Orientation	7th Grade	Canvas Training: Grades
	8th Grade	Canvas Training: Grades
 canvas Student Orientation	7th Grade	Canvas Training: "What If" score
	8th Grade	Canvas Training: "What If" score
 canvas Student Orientation	7th Grade	Canvas Student Video Guides
	8th Grade	Canvas Student Video Guides
	7th Grade	TRAINING: Introduction to StudySync
	8th Grade	TRAINING: Introduction to StudySync



ZOOM EXPECTATIONS



BE ON TIME

Wake up early
Log on a few minutes before class



BE IN A QUIET PLACE

Find a quiet place
Check your surroundings



BE PREPARED

Computer is charged
Camera is on
Use headphones if you have them



PRESENTATION

Wear appropriate clothing
Sit up straight
Be in camera view



MUTE YOURSELF

Mute yourself when your teacher or another student is talking



PARTICIPATION

Be focused
Be attentive
Be an active participant




CHAT RESPONSIBLY

COMMUNICATION

BE RESPECTFUL

IMPORTANT **PARENT** INFORMATION



Parent & Teachers **communication**

Parent Square

[MSDWT District and School Parent Communication Website](#)



[Warren Online Academy: 7th & 8th Grade](#)

[Parent Team Information Page](#)