

# WHAT ARE YOUR... Hopes & Dreams?

It's a new year and a great time to think about goals.  
What do you want to accomplish? What do you want to get  
better at and feel proud of?

Explore the links below. After each one, write a response in the box on the right.  
There are no wrong answers. Just share your great thinking! \* Teachers: Looking for  
more videos to include for Hopes and Dreams? Check out our [YouTube Playlist](#) for more inspiring videos.  
*Delete this text before sharing with students.*

## DISCOVER

Watch [this video](#). Kid President has a dream to share with you!



## RESPOND

What is Kid President telling us about dreams?

Watch these two videos:

- A skier's [first ski jump](#).
- Students talk about [taking on challenges](#).

### Video 1:

How does the skier overcome her fears?  
How does she feel before and after her jump?

### Video 2:

What is the main message of this video?

## EXPLORE

## RESPOND

**Listen** to this read-aloud of [The Dot](#).

**What does Vashti learn?**

**Read** these quotes:

**IF YOU CAN  
DREAM IT,  
YOU CAN  
DO IT.**

— WALT DISNEY —

Source: <http://img08.deviantart.net>

**Jot down your reactions to these quotes. What do they mean to you?**



Source: <https://pixabay.com/en/photos/achievement/>

**Read** this paragraph:


Dreams are important for all ages. Dreams encompass goals and more. They give your life purpose, direction, and meaning. They shape your life choices, help you build toward the future, and give you a sense of control and hope. They're an expression of your potential and give voice to your talents. They're a source of pleasure and help develop the self. And they can change the world – just think of those famous words from Martin Luther King, Jr., "I have a dream!" Dreamers are the ones who have the courage and creativity to see beyond "what is" to "what can be" to make a difference in their own life and the lives of others.

(Excerpt from: <http://www.legacyproject.org/>)

- 1. Highlight the words and phrases that are important to you.**
- 2. Do you agree? Are dreams important? Why or why not?**

# REFLECT

What are your Hopes and Dreams for the future?



Jot down your ideas here.

3 Hopes  
for this year.

- 1.
- 2.
- 3.

2 Dreams  
for your future.


- 1.
- 2.

1 Hope  
for the world.

- 1.

# APPLY

Watch [this video](#). Zootopia has a message for you!



Read some of [these quotes](#). Notice how they're designed with fun colors, different size fonts, eye-catching background colors? Also, some have photographs while others have graphics?

## Part 1: Create Your Own Quote!

**Create your own inspirational quote!**

Now it's YOUR turn! Write your own quote or [find](#) an inspirational quote to keep you motivated to achieve your hopes and dreams!

**Choose one of the tools below** and make a visual of your quote. (Remember! If it is someone else's words, you must give them credit!)



[Canva](#)



[Google Drawing](#)



[Google Slides](#)



[Adobe Express](#)

## Part 2: Write a Letter to...

**Your Future Self!** Write a letter to yourself, which you will read in the future—at the end of the school year! Describe what you want to achieve this school year. Write your letter [here](#). When finished, paste the link to your letter below. Don't forget to change the share settings to "anyone with link can view".

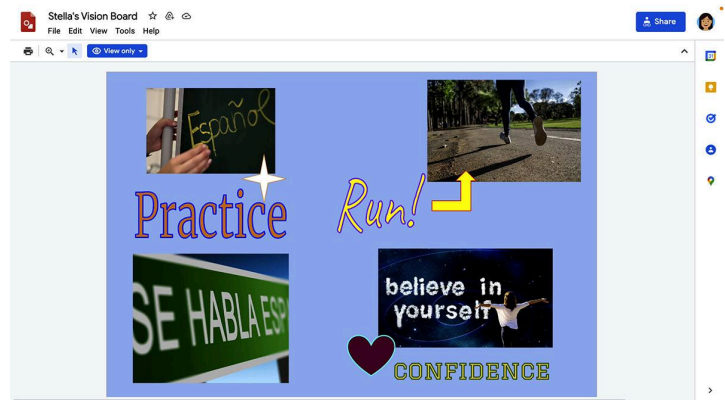
# SHARE

**\* Teachers:** Have students share their quotes with the whole class and/or another class in a collaborative Google Document, Slides Presentation or on a class Padlet.  
>> Delete this text before assigning this HyperDoc to your class. <<

1. When you're done, take a screenshot of your image and paste it here:  
**(You may not copy and paste one already created from the internet!)**
2. Put a link to your letter here (please double-check to make sure your share settings show that "anyone with a link can view"!):

# EXTEND

Vision boards are a fun way look ahead at the upcoming year. Inspire yourself to reach your goals by creating a vision board Google Drawings with this Google Applied Digital Skills lesson.



in

- ★ Click [here](#) to view the Applied Digital Skills lesson
- ★ Follow the tutorials to create your own vision board

**Teachers:** Create your free Applied Digital Skills account and assign this lesson to students to track their progress. You can assign the lesson directly to Google Classroom. Delete this text before sharing.