



Republic of the Philippines
Department of Education
NATIONAL CAPITAL REGION
SCHOOLS DIVISION OFFICE OF LAS PIÑAS CITY

Learning Activity Worksheets 1
English 1

Name _____ Grade/Sec _____ Date _____ Score _____

ACTIVITY 1

Directions: Circle the word that rhymes with the first word.

1. log	hut	frog	sat
2. fin	pin	pen	set
3. hot	low	sit	pot
4. tag	cot	bag	tan
5. cat	bat	cub	rip
6. bed	tin	red	lip
7. pot	can	bun	not
8. sun	bun	bag	net
9. dad	mat	had	top
10. pen	vet	den	pop



Gabaldon Bldg., Brgy. Elias Aldana,
Padre Diego Cera Avenue, Las Piñas City
(02) 8-835-9030 | (02) 8-822-3840
laspinas.city@deped.gov.ph www.depedlaspinas.ph



ACTIVITY 2



Directions: Read the poem below and circle all the words that rhyme with the word **Pat**.

Pat the Cat

Pat the cat
Was a very fat cat.
Who sat on the mat,
In a big purple hat!
When a big, black rat
Run by the mat,
Pat the cat ran,
Then came back and sat.

ACTIVITY 3

Directions: Match the rhyming picture-word.



ACTIVITY 4

Directions: Write **YES** if the pair of word rhymes and write **NO** if it does not.

_____ 1. tip – bit

_____ 2. hot – pot

_____ 3. sun – bun

_____ 4. bat – bed

_____ 5. nail – sail

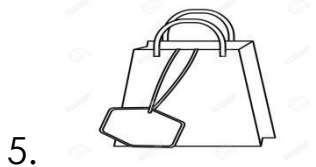
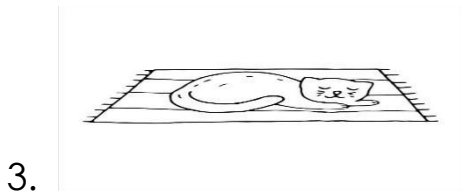
_____ 6. far – jar

_____ 7. star – scan

_____ 8. mad - sad

ACTIVITY 5

Directions: Match the pictures with the correct phrase.



A. pan and fan

B. a fat cat

C. cat on the mat

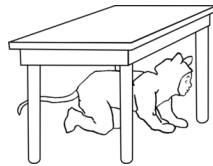
D. bag with a tag

E. a sad dad

ACTIVITY 6

Directions: Match the picture with the phrase. Write the letter before the number.

_____ 1.




A. beside the tree

_____ 2.



B. at the park

_____ 3.



C. under the table

_____ 4.



D. above the roof

_____ 5.



E. in the box

_____ 6.



F. on the mat

_____ 7.



G. a big ball

ACTIVITY 7

Directions: Read the following. Put a / on the blank if it is a phrase and an **X** if not.

_____ 1. hill

_____ 2. a pail of water

_____ 3. fell down

_____ 4. after

_____ 5. broke his crown

_____ 6. very fat cat

_____ 7. mat

_____ 8. purple hat

_____ 9. by the mat

_____ 10. rat



Quarter: Third

Specific Week: Weeks 1 and 2

Target Competency: Recognize rhyming words in nursery rhymes, poems, songs, and other literary forms.
Form words to form a phrase (EN1PA-IIIa-e-2.4)

Note to the Teacher:

Republic of the Philippines

Department of Education

NATIONAL CAPITAL REGION

SCHOOLS DIVISION OFFICE OF LAS PIÑAS CITY

(This is a Government Property. Not For Sale.)

Learning Activity Worksheets 2

English 1

Name _____ Grade/Sec _____ Date _____ Score _____

ACTIVITY 1

Directions: Read the following. If it is a sentence, circle **thumbs up** . If it is a non-sentence circle

thumbs down



1. He sits in the pit.



2. Pam eats the ham.



4. I am six years old.



5. In our home





3. a small dog



Gabaldon Bldg., Brgy. Elias Aldana,
Padre Diego Cera Avenue, Las Piñas City
Tel: 882-9930, (02) 882-3820
laspinas.city@deped.gov.ph www.depedlaspinas.ph



Directions: Identify the following group of words if it is a sentence or a phrase. Write **sentence** or **non-sentence** on the line provided.

- 1. in the box _____
- 2. I love reading books. _____
- 3. a big ball _____
- 4. We went to church last Sunday. _____
- 5. Under the table _____
- 6. He loves playing basketball. _____
- 7. Eating a lot _____
- 8. Playing at the park _____

9. My family wants a dog.

10. My teacher is nice.

ACTIVITY 3

Directions: Read the following group of words. Write **S** if it is a sentence and **NS** if it is a non-sentence. Put your answers on the blank.

_____ 1. Today is my birthday.

_____ 2. family runs

_____ 3. My pet's name is Tim.

_____ 4. she is

_____ 5. My brother is 9 years old.

_____ 6. I can find

_____ 7. They found a baby bird.

_____ 8. cute, little puppy

ACTIVITY 4

Directions: Read the sentences. Write **T** if it is a telling sentence and **A** if it is an asking sentence. Put your answers on the blank.

_____ 1. What is the name of your father?

_____ 2. I was born on May 24, 2015.

_____ 3. My favorite subject is English.

_____ 4. Who is your teacher?



_____ 5. Where is my pencil?

_____ 6. I love my family.

_____ 7. I have a pet dog.

- _____ 8. My mother's name is Lorenza.
_____ 9. Where do you live?
_____ 10. The name of my teacher is Mrs. Cruz.

ACTIVITY 5

Directions: Read the sentences carefully. Draw  in the box if it is a telling sentence and  if it is an asking sentence.

1. The cat is black.	
2. Will you play with me?	
3. When will we go to school?	

4. I have a red hat.	
5. Who has a dog?	

ACTIVITY 6

Directions: Read the sentences carefully. Put ● in the box if it is a telling sentence and ? if it is an asking sentence.

1. I have never been to a party
2. Will you go with me
3. I will go with you
4. Is it time to get ready
-

5. Can we go to the party now

6. Yes, now we are ready

7. This will be a fun party

ACTIVITY 7

Directions: Match the column A with column B by writing the letter before the number.

_____ 1. school

A.



_____ 2. family

B.



_____ 3. brother

C.



_____ 4. sister

D.



_____ 5. community


E.



ACTIVITY 8

Directions: Write the correct word from the box that is related to family, school and community.

teacher	grandfather
	pencil
park	sister



Republic of the Philippines

Department of Education

NATIONAL CAPITAL REGION

SCHOOLS DIVISION OFFICE - NCR-1 PASIG CITY

Quarter: Third

Specific Week: Weeks 3 and 4

Target Competency: : Recognize sentence (telling and asking) and non-sentence (EN1V-IIIa-1.1)

Use words that are related to self, family, school, community (EN1V-IIIa-e-5)

Note to the Teacher:

(This is a Government Property. Not For Sale.)

Learning Activity Worksheets 3

English 1

Name _____ Grade/Sec _____ Date _____ Score _____

ACTIVITY 1

Kate the Teacher

Kate is a teacher. She is thin and tall. She teaches English. The students like her way of teaching.

1. Kate is a _____.
2. She is _____ and _____.
3. She teaches _____.

ACTIVITY 3

Directions: Give the correct sequence of the following pictures by writing 1, 2, or 3 in the box.

A.



B.



ACTIVITY 4

Directions: Write number **1** in the box beside what happens first. Write number 2 in the box beside what happens next. Write number 3 in the box beside what happens last.

Riza's teacher said the flower was pretty.	
Riza gave the picture to her teacher.	
Riza drew a picture of a flower.	

Quarter: Third

Activity 5 Weeks 5 and 6

Target Competency: Listen to short stories/poems and note important details

Listen to short stories and give the correct sequence of three events (ENIPA-IIIa-e-2.2)

Note to the Teacher:

Directions: Read the beginning story then, underline the phrase that makes the ending correct.
(This is a Government Property. Not For Sale.)

1. Mark woke up excited and happy. The sun was shining. It was time for a trip to the beach.

After a few seconds, Mark

- jumped out of bed
- went back to sleep

2. Lanie knew a storm is coming. The sky was gray. A strong wind began to blow. Lanie will

- go outside and play
- stay inside with her family

ACTIVITY 6

Directions: Look at the picture and encircle the letter of the correct answer that tells what will happen next.

1.



- A. He will play.
- B. He will go to the mall.
- C. He will drink medicine.

2.



- A. The plant will grow.
- B. The plant will die.
- C. The plant will not grow.

3.



I'm thirsty

- A. He will drink water.
- B. He will eat rice.
- C. He will run faster.

4.



- A. He will eat.
- B. He will sleep.
- C. He will take a shower.

5.




- A. He will have toothache.
- B. He will grow healthy.
- C. He will be unhealthy.

ACTIVITY 7

Directions: Look at the picture of the problem on the left. Color the picture of the correct solution to the problem.

1.



2.



Quarter: Third

Specific Week: Weeks 5 and 6

Target Competency: Predict possible endings.

Identify the problem and solution. (EN1PA-IIIa—e-2.2)

Note to the Teacher:



Republic of the Philippines
Department of Education
NATIONAL CAPITAL REGION
SCHOOLS DIVISION OFFICE OF LAS PIÑAS CITY

Learning Activity Worksheets 4
English 1

Name _____ Grade/Sec _____ Date _____ Score _____

ACTIVITY 1

Directions: Read the story and answer the questions that follow. Circle the letter of the correct answer.

Rica has a pet hen.

Its name is Henny.

Every morning Rica feeds her.

Then it sits on its nest.

1. Who has a pet hen?

- A. Rica B. Henny C. Hen
2. What is the name of Rica's pet?
 A. Henny B. Pinky C. Doggie
3. When does Rica feed her pet?
 A. every night B. every morning

ACTIVITY 2



Gabaldon Bldg., Brgy. Elias Aldana,
 Padre Diego Cera Avenue, Las Piñas City
 (02) 8335-9930 / (02) 8332-3349
 laspinas.city@deped.gov.ph www.depedlaspinas.ph



Directions: Read the passage. Choose the correct answer and write the letter provided.

The Monkey

I saw a monkey.
 It is on a tree.
 It has a long tail.
 It jumps very quickly.


1. What do I see? _____
 (frog, monkey, tree)
2. Where is the monkey? _____

(on a tree, in the sea, at the park)

3. What is long in the monkey? _____
(feet, ears, tail)

ACTIVITY 3

Directions: Read the story. Supply the missing word by drawing a  in the box.



The Bug

Tim has a funny bug.
The bug likes to hug Tim.
He also likes to sleep in a mug.
One day, the bug got stuck in a jug.
Tim dug the bug out of the jug.

1. Tim has a funny _____ jug rug bug

2. The bug likes to _____ hug tug lug
3. He likes to sleep in a _____ jug rug mug
4. Tim dug the bug out of the _____ mug jug dug

ACTIVITY 4

Directions: Underline the polite words in each sentence.

1. Thank you Lord for saving my life.
2. Excuse me. Can I have my pen now?
3. Please forgive me of my sin.
4. I am sorry for breaking your toy.
5. Could you please tell me the way?
6. Thank you for the gift you gave me.
7. Good morning classmates, nice to see you.

8. I am going to leave now, good bye!

ACTIVITY 5

Directions: Choose the correct polite word in the following situations. Choose and underline the appropriate polite word.

1. When you hurt someone
(good bye, I'm sorry, thank you)
2. You are going to leave the house
(good bye, you're welcome, good morning)
3. Someone gave you a gift
(please, thank you, hello)
4. When you meet your teacher in the morning

(good bye, sorry, good morning)

5. Your mother gave you a new dress
(sorry, thank you, please)

ACTIVITY 6

Directions: Draw a happy face 😊 if the picture shows polite expression, sad face ☹️ if not.

_____ 1.



_____ 2.



_____ 3.



ACTIVITY 7

Directions: Fill in the blanks that tells about your pet.

I have a pet _____. Its name is _____.

It loves to play with _____. It loves

to eat _____. Its color is _____

that makes it cute.

ACTIVITY 8

Directions: Tell about yourself by filling in the blanks.

My name is _____

I was born on _____

I am _____ years old.

I live in _____

The name of my father is _____

The name of my mother is _____

The name of my school is _____

Quarter: Third

Specific Week: Weeks 7 and 8

Target Competency: Ask simple questions about the text

Determine different polite expressions. Use/respond appropriately to polite expressions

Talk about oneself, one's family and personal experiences

Note to the Teacher:

(This is a Government Property. Not For Sale.)