


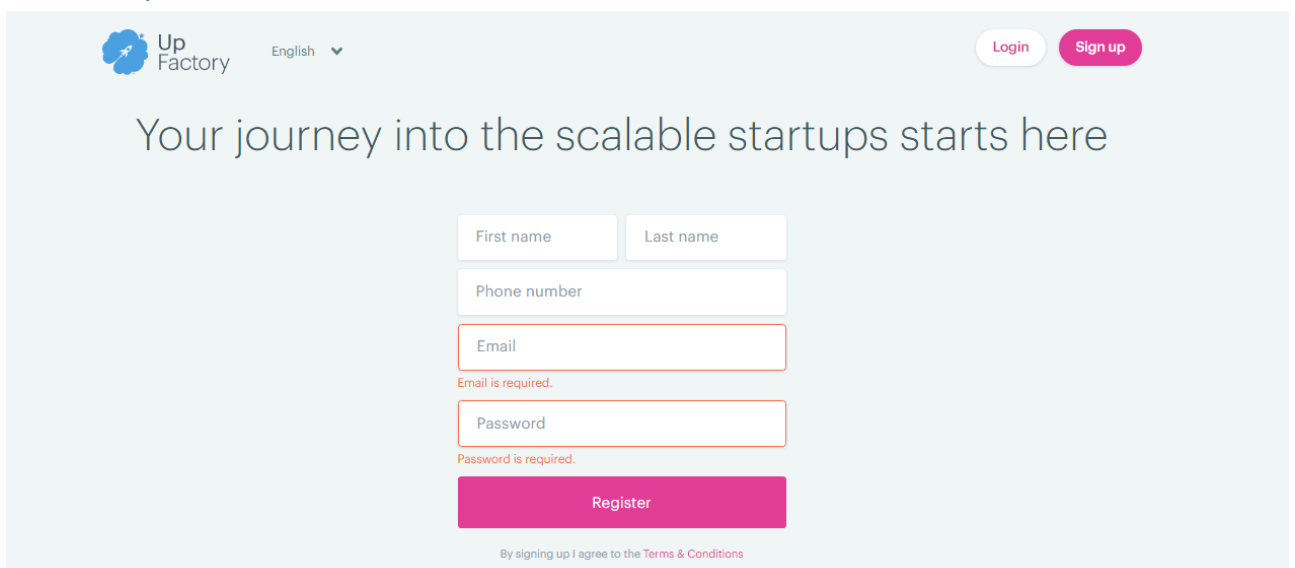
How to use UpFactory.co?

Please follow the instructions on how to use UpFactory platform as a mentor.
We hope it will help you!

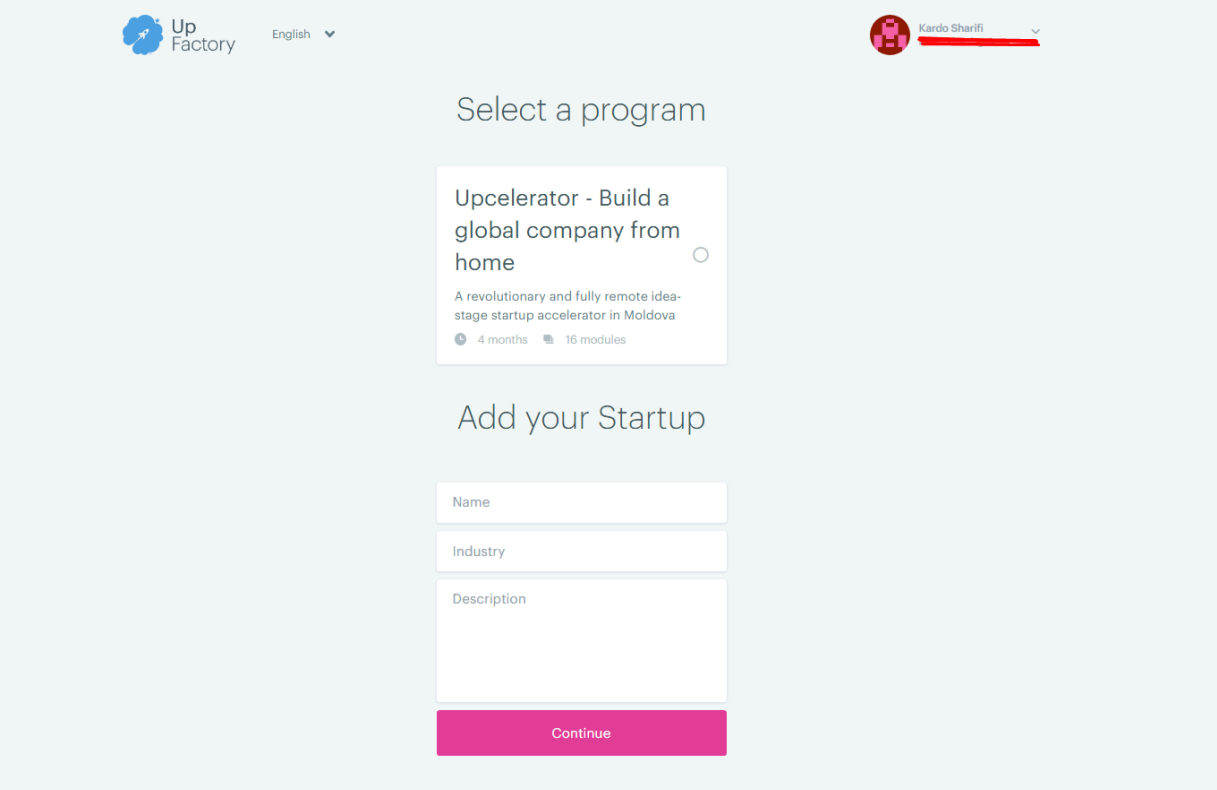
Sign up on upfactory.co



Fill the required information.

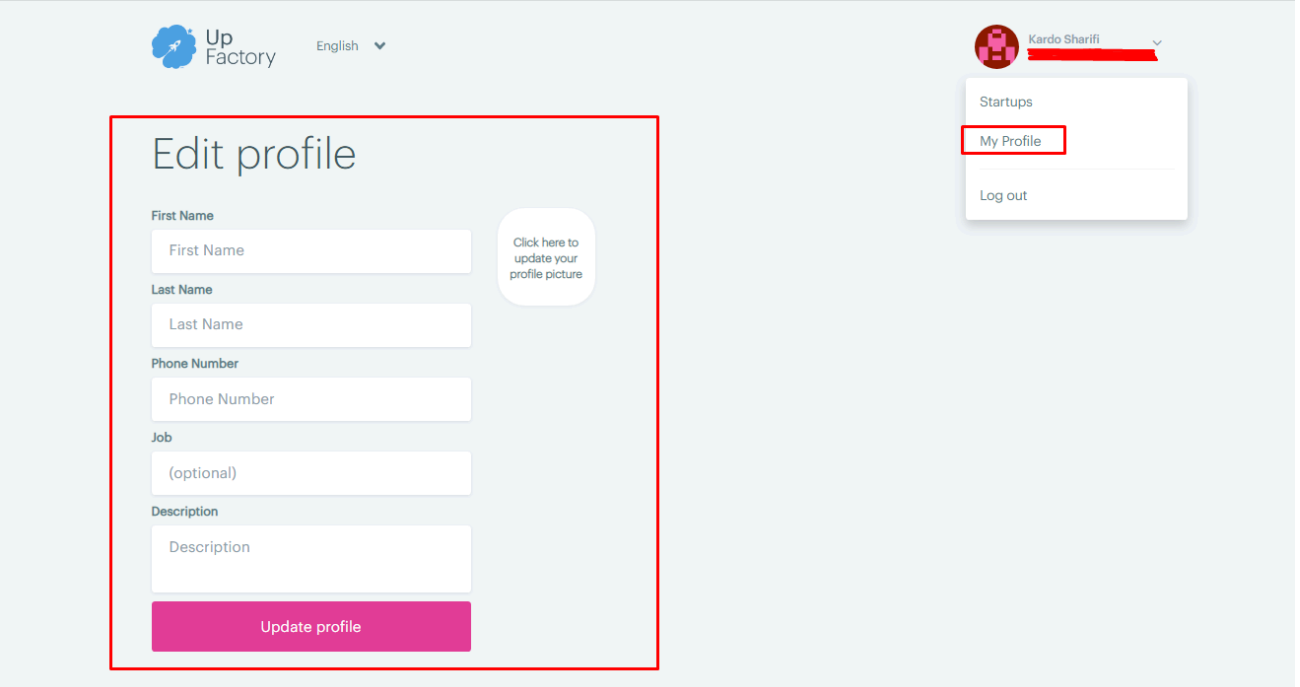
A registration form on the UpFactory.co website. The form is set against a light blue background. At the top, there is the UpFactory logo, a language selector set to 'English', and 'Login' and 'Sign up' buttons. Below this is the heading 'Your journey into the scalable startups starts here'. The form fields are: 'First name' and 'Last name' (two separate boxes), 'Phone number', 'Email', and 'Password'. Below the 'Email' field, there is a red error message 'Email is required.'. Below the 'Password' field, there is a red error message 'Password is required.'. At the bottom of the form is a large pink 'Register' button. Below the button, there is a small text link: 'By signing up I agree to the Terms & Conditions'.

After you register you will see this tab. It's not mandatory to complete it. It was created for startups that are registering on the platform.



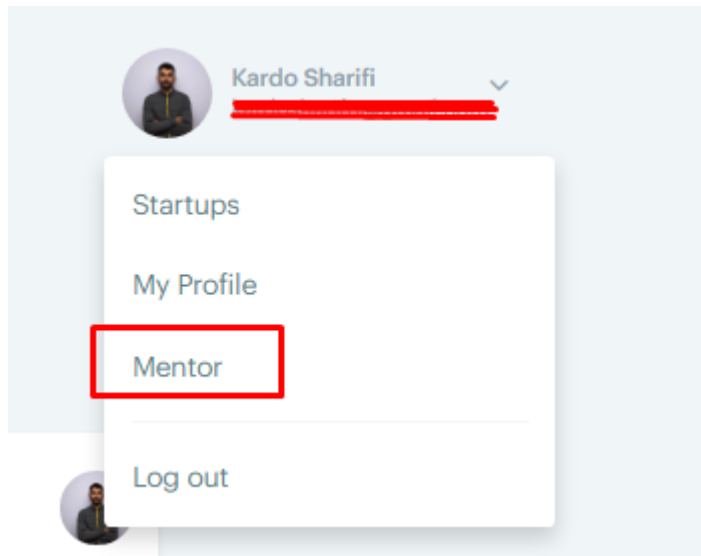
The screenshot shows the 'Select a program' page on the Up Factory platform. At the top left is the Up Factory logo and a language dropdown set to 'English'. At the top right is a user profile for 'Kardo Sharifi' with a red progress bar. The main heading is 'Select a program'. Below it is a card for 'Upcelerator - Build a global company from home', which includes a description: 'A revolutionary and fully remote idea-stage startup accelerator in Moldova', and details: '4 months' and '16 modules'. Below the card is the heading 'Add your Startup' followed by three input fields: 'Name', 'Industry', and 'Description'. At the bottom of these fields is a pink 'Continue' button.

Here you can edit your user profile. Please upload your profile picture*

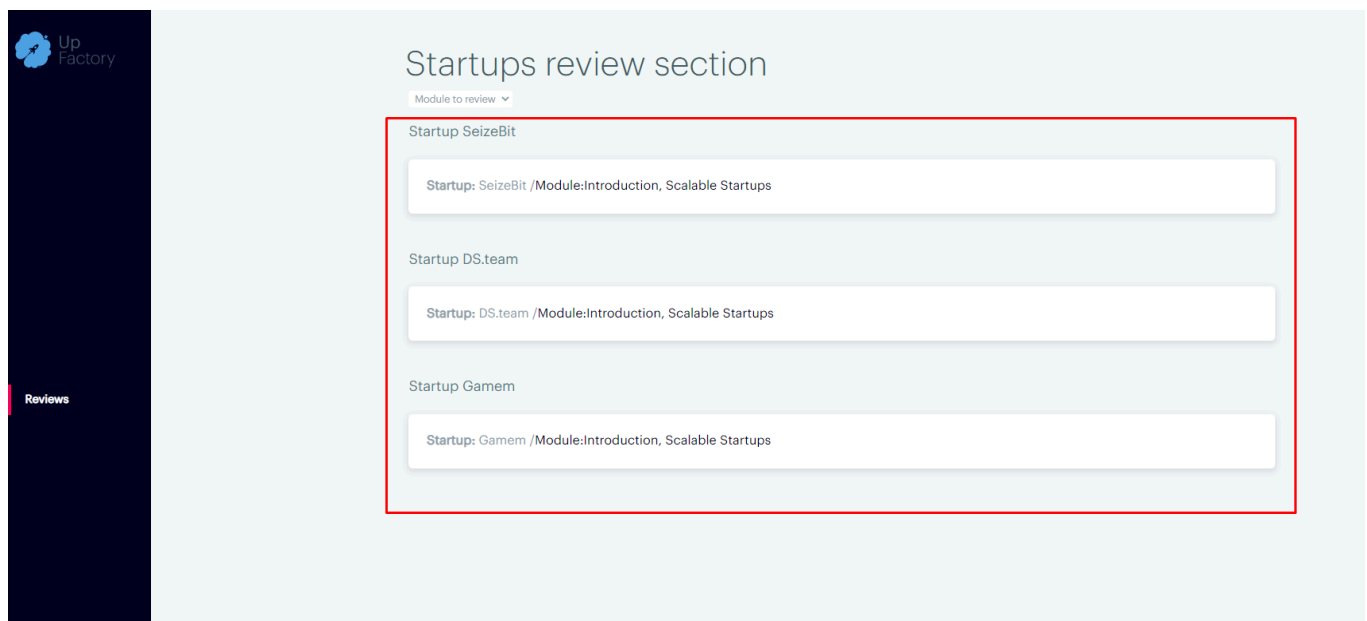


The screenshot shows the 'Edit profile' page on the Up Factory platform. At the top left is the Up Factory logo and a language dropdown set to 'English'. At the top right is a user profile for 'Kardo Sharifi' with a red progress bar. A dropdown menu is open, showing options: 'Startups', 'My Profile' (which is highlighted with a red box), and 'Log out'. The main heading is 'Edit profile'. Below it are several input fields: 'First Name', 'Last Name', 'Phone Number', 'Job' (with '(optional)' as a placeholder), and 'Description'. To the right of these fields is a circular button that says 'Click here to update your profile picture'. At the bottom of the form is a pink 'Update profile' button.

Once you registered on the platform the organizers will provide you the role of mentor and you will see this tab in your profile.



After you clicked on the mentor tab you will see a list of startups for which you can provide feedback. Find the module where you are a mentor and click on it.



Once you clicked on the startup tab, you will see a list of tasks that founders had in a specialized module.

Module to review ▾

Startup review section

Startup SeizeBit

Startup DS.team

Startup Gamem

Startup: SeizeBit / Module:Introduction, Scalable Startups

Startup: DS.team / Module:Introduction, Scalable Startups

Startup: Gamem / Module:Introduction, Scalable Startups

Tasks

Review for the module assignments

DS.team

others

Startup: DS.team / Introduction, Scalable Startups

Module 1 / Task 1 / Create an UpFactory profile for your startup and add co-founders.

Module 1 / Task 2 / Join the Upcolector Slack channel

Module 1 / Task 3 / Join Upcolector Facebook Group

Module 1 / Task 4 / Create a Youtube account and a Google Drive account

Module 1 / Task 5 / Meet LIVE with your Working Group

Module 1 / Task 6 / The Founder's why

Module 1 / Task 7 / The Startup Vision

Module 1 / Task 8 / Understanding scalability

Module 1 / Task 9 / Understanding Lean Startups

Module 1 / Task 10 / Rules, tips and tricks

Module 1 / Task 11 / Additional reading

Mentor reviews

Leave a review

normal

Please write a text review and rate the assignment with an emoji

Submit

You can click each task to see the description of the tasks and the answer of the founders. The green color means that the task is done and the pink is not done. Please note that it's not mandatory to provide feedback for each task.

Startup Gamem

Startup: Gamem / Module:Introduction, Scalable Startups

Module 1 / Task 5 / Meet LIVE with your Working Group

Module 1 / Task 6 / The Founder's why

different merchants that were selling on that platform, resolving customer's and merchant's issues, was issuing refunds, was checking the orders and asking customers for additional verification if need. Also I am currently working in an IT company as .NET developer and I know how to build such a platform. Maybe your question would be why should I continue with this startup as long as there are existing already such projects. The answer is in the way they are doing this business. Currently the competition is not high as long as there aren't a lot of people knowing how this kind of project works from inside and already existing platforms are build a 10+ years ago. Someone is not good at customer servicing, someone has high prices on products, and giving better customer service and better price -> that is going to be the key to success. As long as we are in Moldova where workforce is cheap and smart, we can offer both mentioned above conditions at high level. The marked will work firstly in Europe and can be extended worldwide in future. I can write a lot about this idea but I think I will go off topic :). I have attached some screenshots that will describe +/- how this idea should look. I hope they will be uploaded.

Task reviews

Mentor's task reviews (optional)

Leave a review (optional)

Normal

Please write a text review and rate the assignment with an emoji

Submit

How to provide feedback?

Once you read all the tasks and answers you can provide feedback for the entire module. At bottom of the tasks, you will see a box for reviews.

The screenshot displays a course interface. At the top, a yellow header bar reads "Startup: DS.team / Introduction, Scalable Startups". Below this is a list of 11 tasks, each in a green bar: "Module 1 / Task 1 / Create an UpFactory profile for your startup and add co-founders.", "Module 1 / Task 2 / Join the Upcelerator Slack channel", "Module 1 / Task 3 / Join Upcelerator Facebook Group", "Module 1 / Task 4 / Create a Youtube account and a Google Drive account", "Module 1 / Task 5 / Meet LIVE with your Working Group", "Module 1 / Task 6 / The Founder's why", "Module 1 / Task 7 / The Startup Vision", "Module 1 / Task 8 / Understanding scalability", "Module 1 / Task 9 / Understanding Lean Startups", "Module 1 / Task 10 / Rules, tips and tricks", and "Module 1 / Task 11 / Additional reading". Below the tasks is a section titled "Mentor reviews". Inside this section is a "Leave a review" form. The form includes a rich text editor with a toolbar (Normal, Bold, Italic, Underline, Link, Unlink, Bulleted List, Numbered List, Text Color, Background Color, Indent, Outdent, Undo, Redo, Save) and a large text area. Below the text area is a row of five emoji icons: 😊, 😐, 😞, 😄, and 😬. A red box highlights these emoji icons. Below the emoji icons is the text "Please write a text review and rate the assignment with an emoji". To the right of the text area is a red "Submit" button, also highlighted with a red box. A red arrow points to the "Submit" button. In the bottom right corner of the review section is a blue circular icon with a white speech bubble and a blue wave.

Startup: DS.team / Introduction, Scalable Startups

Module 1 / Task 1 / Create an UpFactory profile for your startup and add co-founders.

Module 1 / Task 2 / Join the Upcelerator Slack channel

Module 1 / Task 3 / Join Upcelerator Facebook Group

Module 1 / Task 4 / Create a Youtube account and a Google Drive account

Module 1 / Task 5 / Meet LIVE with your Working Group

Module 1 / Task 6 / The Founder's why

Module 1 / Task 7 / The Startup Vision

Module 1 / Task 8 / Understanding scalability

Module 1 / Task 9 / Understanding Lean Startups

Module 1 / Task 10 / Rules, tips and tricks

Module 1 / Task 11 / Additional reading

Mentor reviews

Leave a review

Normal B I U G L I A B = Link Unlink Bulleted List Numbered List Text Color Background Color Indent Outdent Undo Redo Save

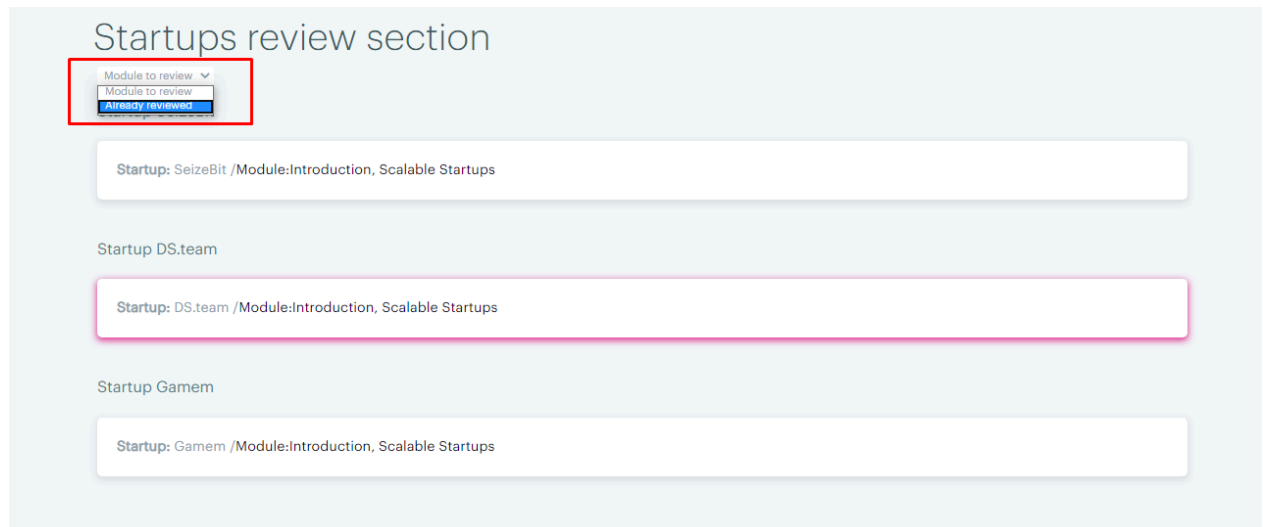
😊 😐 😞 😄 😬

Please write a text review and rate the assignment with an emoji

Submit

Please note that in order to submit the review you have to write a text review and rate the module assignments with an emoji.

Once you submitted the review the startup will be in the “already reviewed” tab. Also, if you missed something or you want to add something in your feedback you can go in “already reviewed” tab and provide more feedback there to a specific startup.



Hope you will enjoy this experience!

Please feel free to reach out if you have any questions.

hello@dreamups.md

irina.potinga@dreamups.md