BIGWYSL 2026 SPRING
FIELDS & EQUIPMENT INSTRUCTIONS
(@ BIP AND MCCARREN)

These instructions contain all the information you will need to satisfy your Fields & Equipment responsibilities. Should you have any questions on these instructions please email Fields@GWYSL.org or call Nathan Stange (917-873-5604).

Thank you for your participation in our all-volunteer league!

First of all, what is "The Shed"?

All of our gear at **McCarren Park** is stored in a shipping container which is located in between the Farmers Market and the Handball Courts.

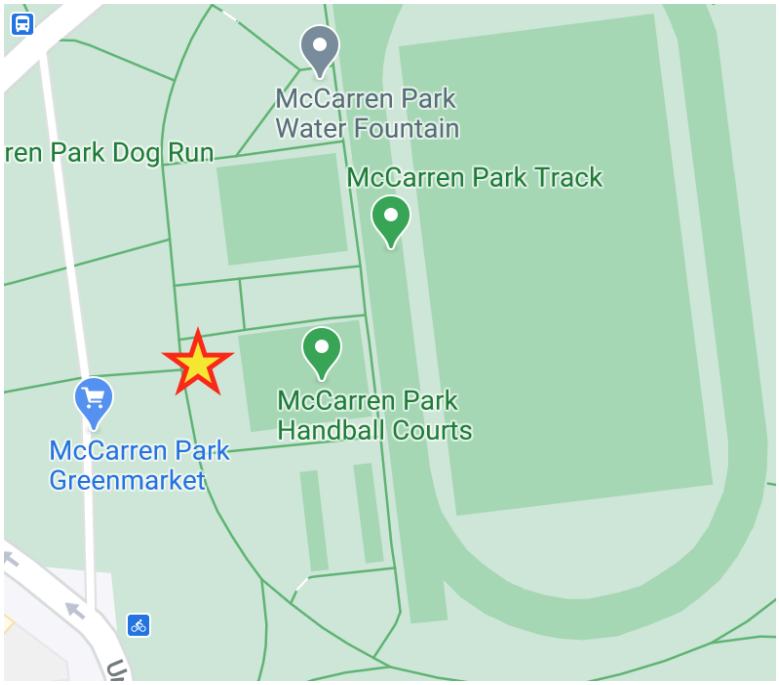

McCarren combo is 5636

All of our gear at **BIP** is stored in a Lockbox (Jobox) with a combination key lock box attached to the side. Enter to key box combo 1328 to get the key for the locks on each side of the Jobox. Please lock the box and return the key after each visit.

Additional equipment and paint is stored in a shipping container on N 12th between Kent Ave and the river. GWYSL shed is the first one on the right.

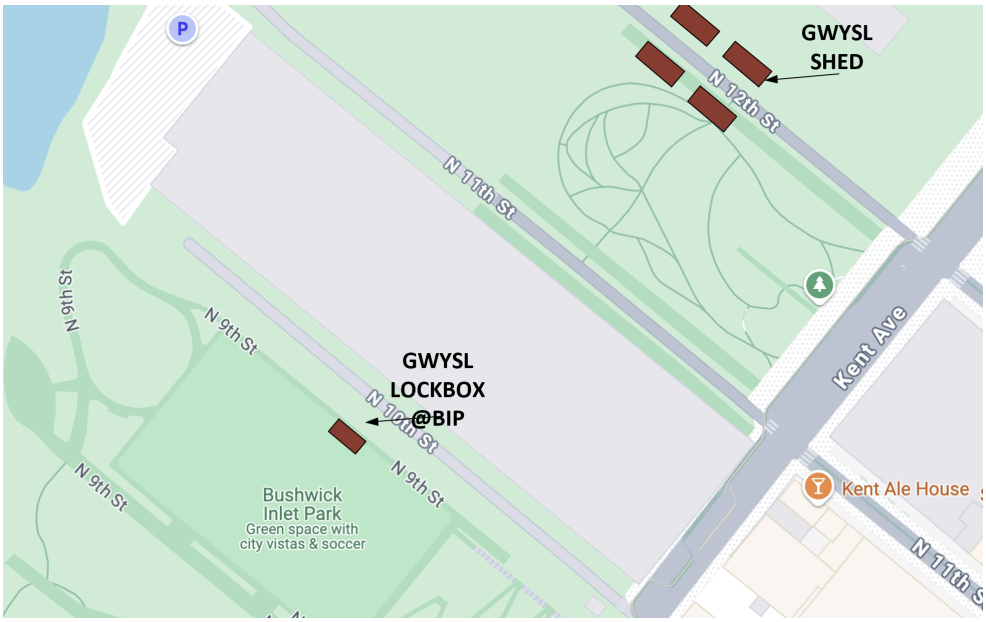

Fields & Equipment Assignment Schedule

First game and Last game teams in each division are responsible for set-up and put-away of all equipment. Detailed schedule is on the website https://www.gwysl.org/fields-setup and here.



Setup BIP

All equipment is in the lock box (jobox) along the north fence next to the field. The jobox container combo is 1328

For **U10 games** you will need the following
2 X Goals 6'x12' (White Kwik Goals goals, chained together in groups of 4)
4 X Red flags (found in the jobox)
4 X Black rubber flag bases (found in the jobox)
8 X Sandbags (found in the jobox)

We have a new system at BIP this season. We will be sharing goals with a number of other soccer leagues that also use BIP.

8x Kwik Goals are stacked together by the north side of the field in two clusters of four



FieldLocation: https://maps.app.goo.gl/7fBCWc5sjwSyzMrj6

Kwik Goal combo: N/A–no longer locked
- At the end of the last game, please stack the goals neatly into 2 sets of 4 goals along the fence at the center of the field. DO NOT LOCK THE GOALS.
- Please send a photo of the goals locked at the end of your session to Nathan 917-873-5604

Pack Up BIP

PLEASE be considerate and take the time to put things away properly. Someone needs to unpack the gear the following week (and it might be you!).

1. After the last game on each field, all equipment needs to be packed up and returned to the jobox.

2. Close and lock the box and return the key to the keybox.
3. The goals need to be chained back together in 2 clusters of 4, located midfield.



Please take a picture of the neatly put away goals and text to 917-873-5604 so we have documentation about what great neighbors we are. Please call if there's an issue!

4. You’re done, THANK YOU!

McCarren Park
86 Kent Avenue

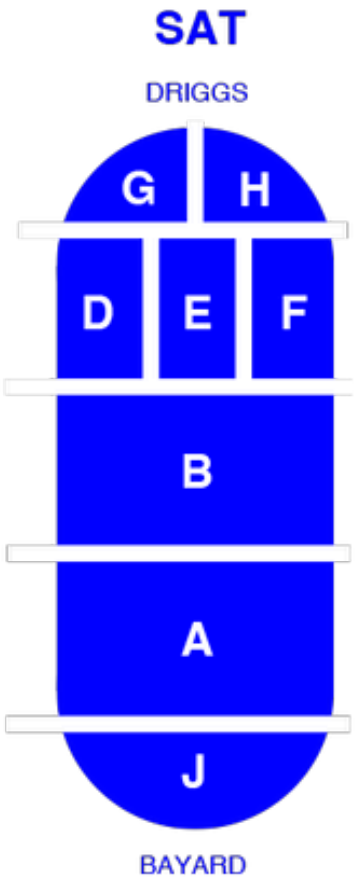

Setup McCarren

Inside the shed on the LEFT SIDE is the GWYSL gear - use the metal cart to carry the gear to the field.

For **U10/U12 games** you will need the following

- 2 X Goals 6'x18' (black bags labeled U12)
- 4 X Red flags
- 4 X Black rubber flag bases
- 8 X Sandbags

For **U6/U7/U8 games** you will need the following

- 2 X Goals 4'x6' (black bags labeled U8)
- 4 X Red flags
- 4 X Black rubber bases
- 4 X Sandbags
-

1. Once you get the gear to the soccer field, look at the map above. The map will indicate what gear goes to which field.
2. Once you get the gear to the appropriate fields, set up the field according to the diagram.
3. After moving all the gear, leave the cart out on the field. Ideally it should be placed on the field closest to the handball courts (not on the running track)
4. You're done, **THANK YOU!**

McCarren Pack Up

PLEASE be considerate and take the time to put things away properly. Someone needs to unpack the gear the following week (and it might be you!).

1. After the last game all equipment needs to be packed up and returned to the Shed.
2. Close and lock the shed.
3. You're done, THANK YOU!

Pier 5, Brooklyn Bridge Park
334 Furman St, Brooklyn, NY 11201

Setup Pier 5

We do not have storage at Pier 5. We must bring everything (and return it!) from the McCarren Shed.

Grab the following before you go!

- Corner flag travel bag (double check 4 corner flags inside!) marked “Pier 5”
- 4 bases from the McCarren Shed
- one AED red backpack (portable defibrillator).

Return back to the McCarren shed neatly when you are done