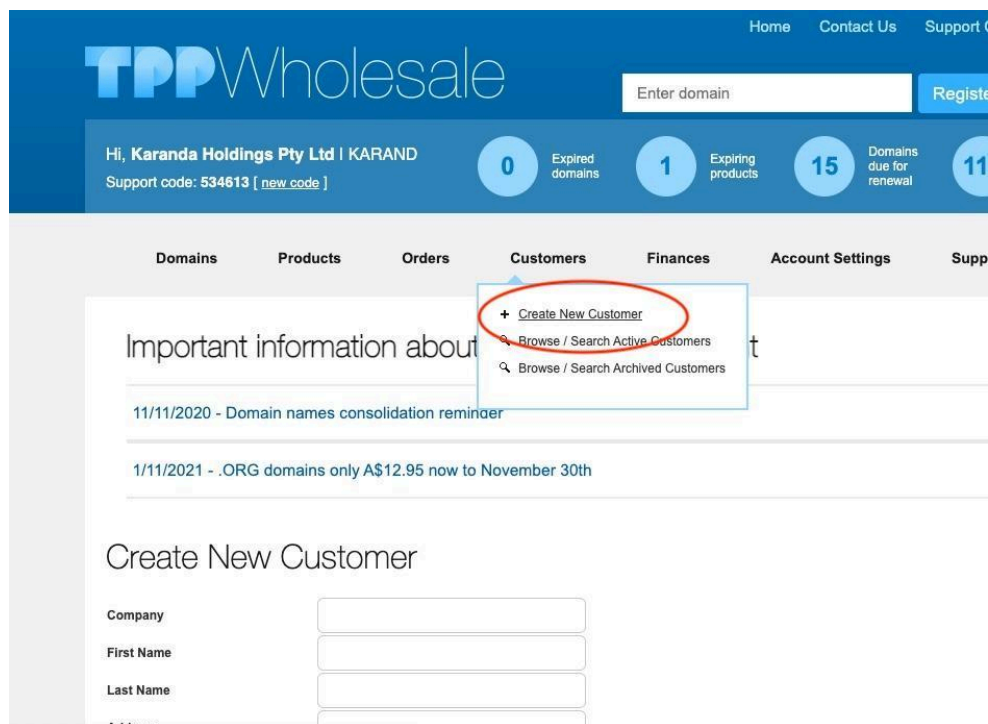


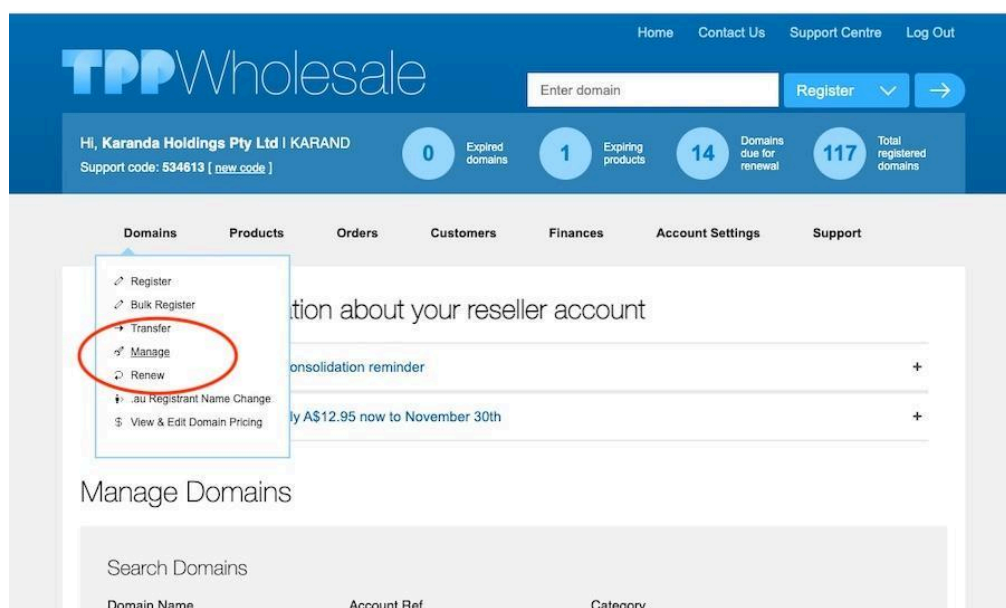
TPP Wholesale – Add Services and Change Domain Managers

Change Domain Owners on TPP Wholesale

1. Login to the [Admin Panel - https://www.tppwholesale.com.au/login](https://www.tppwholesale.com.au/login)
2. Go to 'Customers'
3. Create New Customer
4. Fill in the fields to Create the New Customer
5. Click Register and you will get Account Reference (normally 3 letters – 3 numbers eg ABC-123)



6. While logged in the main [Admin Panel](#)
7. Hover over 'Domains' and click 'Manage'



8. Check the box next to the domain you want to transfer

<input type="checkbox"/>	horkings.com	KARAND		20/03/2022		<input type="radio"/> OFF	Account options
<input type="checkbox"/>	lessb.com.au	KARAND		07/10/2023		<input type="radio"/> OFF	Account options
<input type="checkbox"/>	international-emergency-services-speakers-bureau.com	KARAND		07/10/2022		<input type="radio"/> OFF	Account options
<input type="checkbox"/>	jacksonaccounts.com.au	KARAND		07/12/2021		<input type="radio"/> OFF	Account options
<input type="checkbox"/>	jms.net.au	KARAND		18/06/2022		<input type="radio"/> OFF	Account options
<input checked="" type="checkbox"/>	kamawa.com	KARAND		27/12/2021		<input type="radio"/> OFF	Account options
<input type="checkbox"/>	karandaholdings.com	KARAND		26/09/2022	09/11/2021 2:48 PM	<input checked="" type="radio"/> ON	Account options
<input type="checkbox"/>	karandaholdings.com.au	KARAND		23/09/2023		<input checked="" type="radio"/> ON	Account options
<input type="checkbox"/>	kate-alderman.com	KARAND		10/07/2023		<input type="radio"/> OFF	Account options

9. At the bottom of the screen, click 'Change Account'

10. Scroll down and type in the new account reference

11. Click 'Change Account'

<input type="checkbox"/>	staffordauto.com.au	KARAND		08/02/2023		<input type="radio"/> OFF	Account options
<input type="checkbox"/>	startpointcounselling.com.au	KARAND		14/03/2022		<input type="radio"/> OFF	Account options
<input type="checkbox"/>	steppingforwardcounselling.com.au	KARAND		05/06/2022		<input type="radio"/> OFF	Account options

[Clear all selected domains](#) 1 / 2 Records Per Page 100 [Go to table top](#)

Click on an action to perform on the selected accounts:

[Update Nameservers](#) [Update Contact](#) [Change Account](#) [Update Category](#) [Export Results To CSV](#)

Change Account

To move domains into another account, please enter the **account reference** for the destination account below, and click the **Change Account** button.

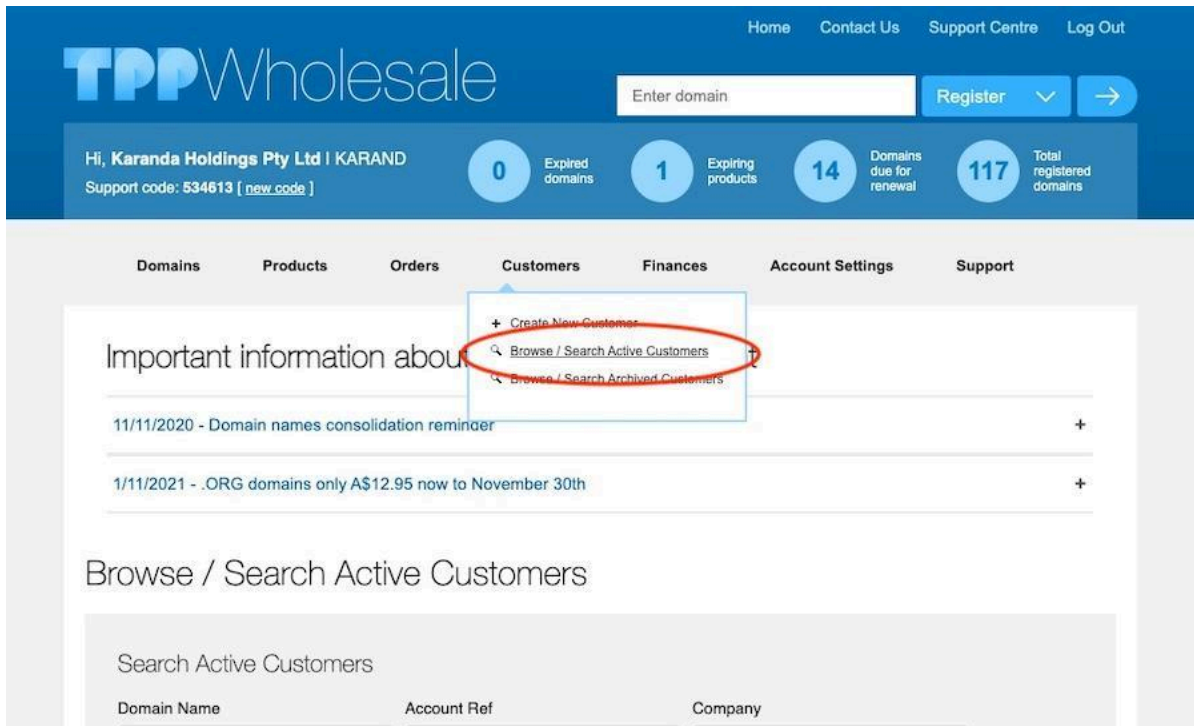
Domains above will be automatically moved into the new account.

Click [here](#) to use your default account.
Click [here](#) to create a new account.
Click [here](#) to find an existing account.

Account Reference [Change Account](#)

Add Credit Card to Domain Owner

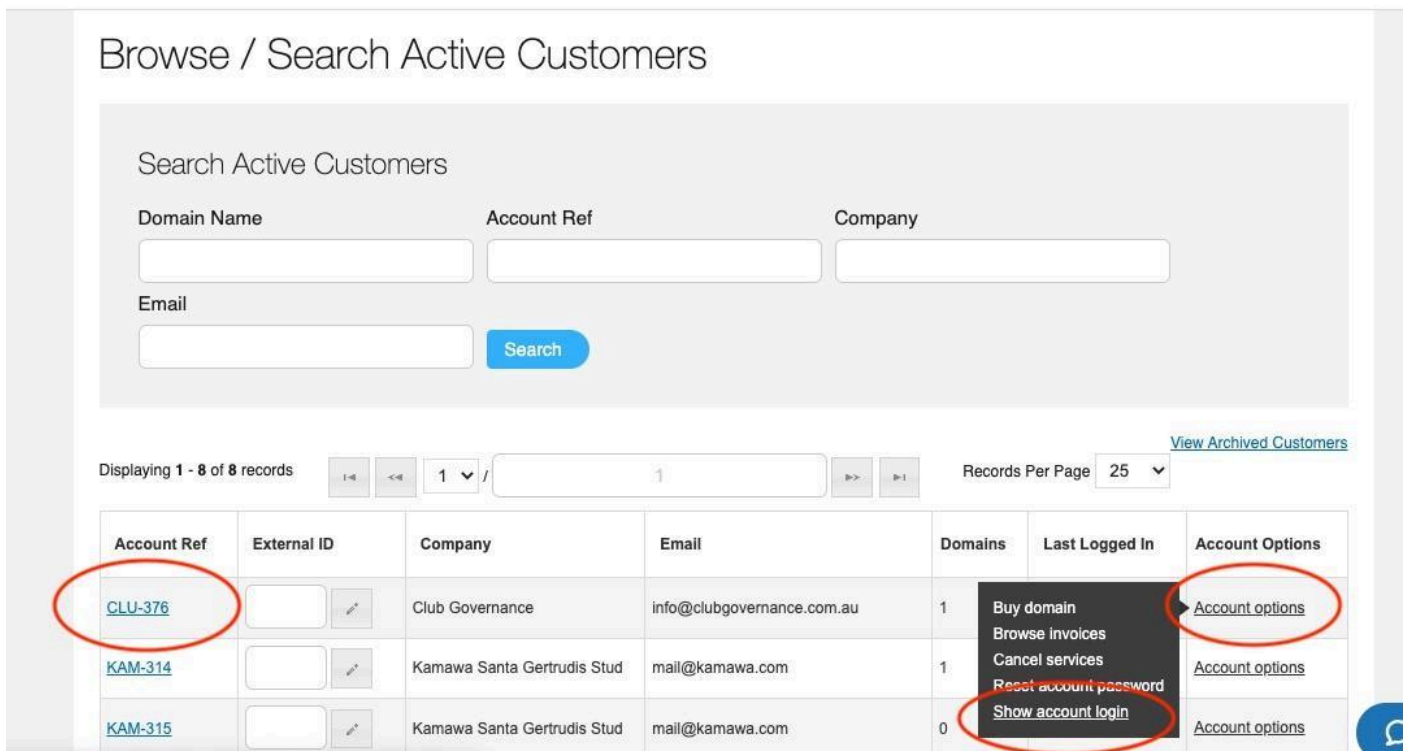
- log-in to your reseller's portal - <https://www.tppwholesale.com.au/login>
- under Customers, select "Browse / Search Active Customers"
- then select the Client's Account click "Account Ref"



Clients Username and Password

- Click **Account Options** to get the Clients Account Login Username and Password.

NOTE: PLEASE Log in as the Client and you will be prompted to change the Password.
Change it to our default - OurN3wP@\$w0rd



Billing – You can Add or edit a Credit Card or Contact details

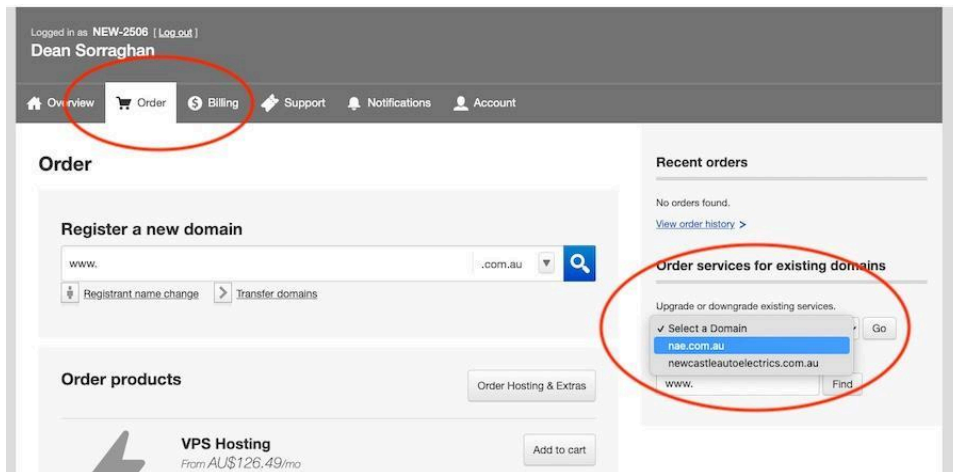
Orders will give access to Add Service and Products to an Account

Either Log into the Clients Account as the Client (Domain Level) - <https://www.tppwholesale.com.au/login>

OR follow the steps above to get here.

Go to Orders

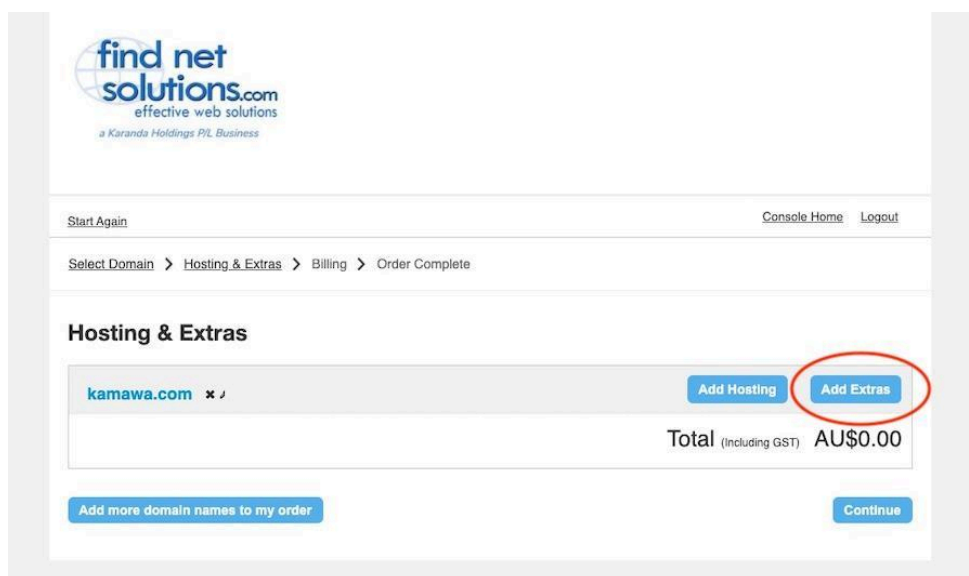
Select the Domain you want to add the service to.



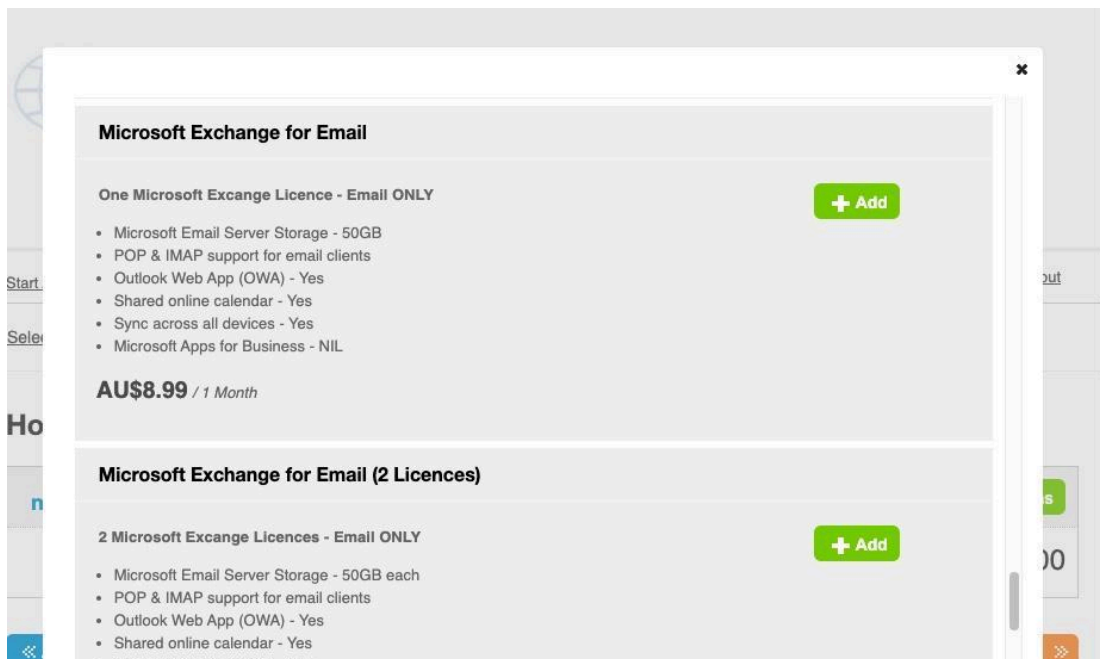
Order services for existing domains

Click + Add Extras

Note: Our Clients have Managed Hosting, so we Do NOT Add Hosting Here



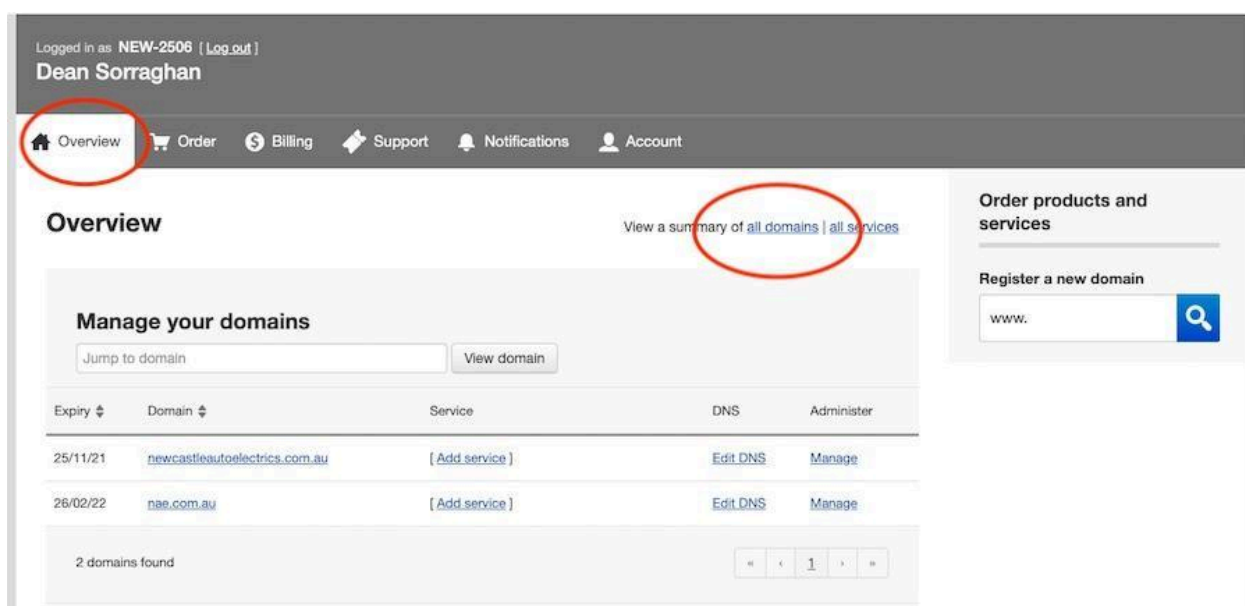
If you want Microsoft Exchange for Email, scroll down the page and click + Add on a single or multiple licences.



Then Select Monthly Billing or Quarterly Billing

Go to a Clients Account 'Overview'

Click "View a summary of all Domains or all Service"



From here you can make sure they are set to Auto-Renew

Logged in as NEW-2506 [Log out]
Dean Sorraghan

[Overview](#) [Order](#) [Billing](#) [Support](#) [Notifications](#) [Account](#)

Summary of all domains

[< Back to Overview](#)

Displaying all domain names currently registered with Karanda Holdings Pty Ltd. Click on the domain name for more administration options.

Domain	Domain login	Price	Next billing	Created	Expires	DNS	Renew now	Auto-renew
newcastleautoelectrics.com.au	View login	AUS\$79.50	NA	18/11/05	25/11/21	Edit DNS	<input type="checkbox"/>	<input checked="" type="checkbox"/>
nae.com.au	View login	AUS\$79.50	NA	22/02/06	26/02/22	Edit DNS	<input type="checkbox"/>	<input checked="" type="checkbox"/>

[Download as CSV file](#)

Renew selected

2 domains found

1