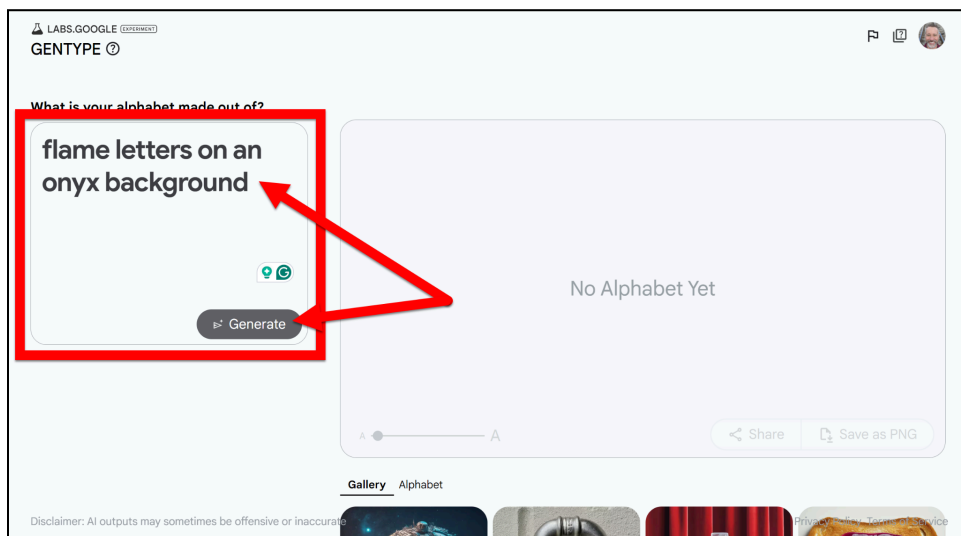


Google Labs GenType

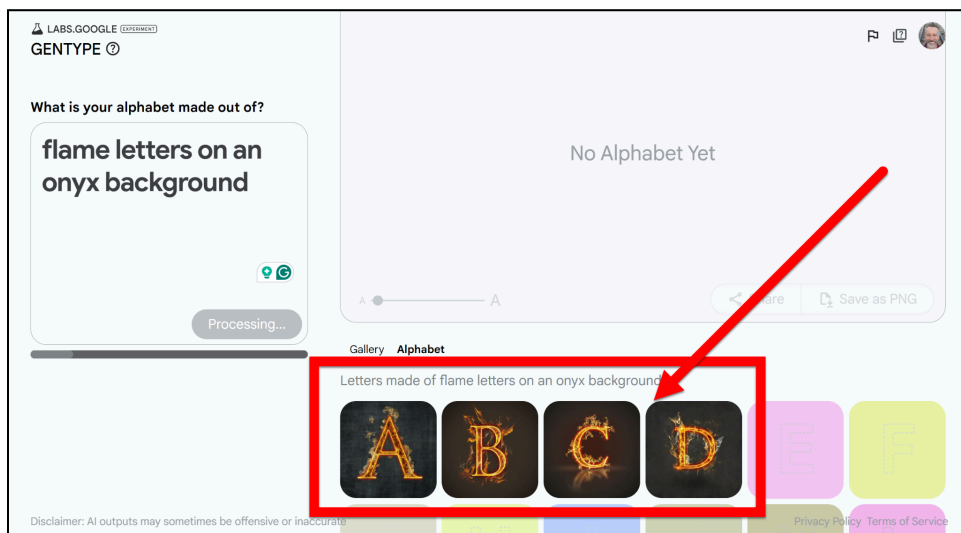
Want just the right, customized, or unusual letters to add to your creation? Customize images for fonts with Google's GenType tool. Sign in with Google, describe what you want your letters to look like, and let Google do all the work for you. You will get downloadable images for each letter to use!

Create Text:

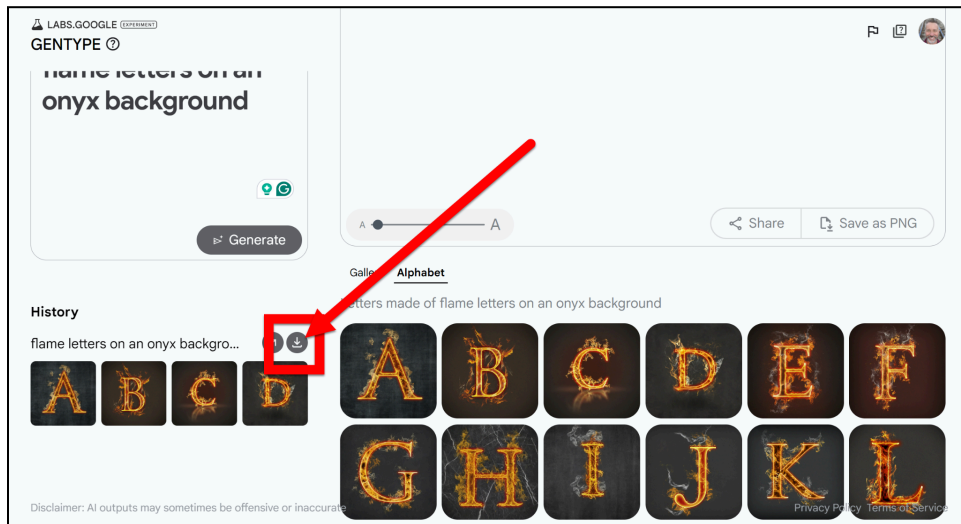
1. Head over to labs.google/gentype.
2. In the left text box, enter a description of what you want your letters to look like. (Ex: *flame letters on an onyx background*) Click on "**Generate**".




3. It will take a few moments to process. The letters will start appearing below the right-side text box.



4. When it is done creating these letters you can download them individually or as a whole set.
- **For the Whole Letter Set:** Click on the download icon on the left.



- **For Individual Letters:** Click the letter you want and click “**Download**” to save.



Now you can use these images as letters within your creations in any way you want!

