

EasyA x Polkadot - Developer Crash Course + Hackathon (#60DaysOfPolkadot): Milestone 3 Report



Polkadot x EasyA London Hackathon Finalists!

Date of Report: August 2023

Allocation Requested: \$220,000 (for Milestone 3, as outlined in our [original discussion post](#) and in accordance with the milestone and allocation breakdown approved by the Council [here](#)).

Summary:

Hey Everyone!

We're thrilled to announce our successful completion of Milestone 3!

Progress Summary

As an executive summary, we have now successfully achieved Milestone 3 (holding the **two in-person Polkadot hackathons in the US and UK**) including surpassing our KPIs! As outlined in our [Milestone 1 and 2 report](#), by the end of those two milestones we had collected key feedback from developers and parachain/project teams, and created the challenges to get developers building on them in the EasyA app!

In this milestone, we held two spectacular hackathons at [Harvard University](#) (in Boston, USA) and in [London](#) (UK) which attracted top developers both from within the Polkadot



ecosystem and beyond, with Web3 enthusiasts keen to learn more about Polkadot attending and hacking.

Our #60DaysOfPolkadot campaign (which we're continuing to run) has to-date brought over 30,000 developers to build in the Polkadot ecosystem via the EasyA in-app crash course. The sheer number of builders meant we were in the fortunate position to be able to select the very best developers to attend our two IRL hackathons. As a result, at the hackathons we had founders backed by a16z and YC, with multiple previous exits under their belts, as well as professional software engineers all coming together to create some of the best projects we've ever seen. In addition, we had a strong focus on students too, who came from nearby Harvard, MIT, Yale and Brown, and even as far away as from UChicago, Georgia Tech and Stanford. These students are the key to unlocking the next generation of Web3 builders, and they were inspired by the opportunities unlocked by Polkadot. Many of these brilliant teams are continuing to build on Polkadot after the hackathon.

What did it look like in numbers? In summary:

Polkadot x EasyA Hackathon at Harvard (17-18 June, 2023):

1. Hackers: 300
2. Final projects created: 35
3. Colleges/companies represented: 45
4. Social media impressions: 1.5M+

Check out the final video summary for the hackathon at Harvard [here!](#)

Polkadot x EasyA Hackathon in London (24-25 June, 2023):

1. Hackers: 250
2. Final projects created: 36
3. Colleges/companies represented: 38
4. Social media impressions: 1M+

Want to see the lines for the hackathon that stretched all the way down the road? Here's the wrap-up video for the London hackathon [here!](#)

At both hackathons, participants attended world-leading workshops held by Polkadot experts such as [Kevin Neilson](#) (Developer Relations at Moonbeam), [Dave Bean](#) (COO of Gear), and [Kahori Razzell](#) (UX at Astar). They received 24/7 support, both at a code-level and also in preparing for their presentations at the final round of selection!

We were keen to involve as much of the ecosystem as possible, so in addition to the Polkadot parachains and projects whom we got developers building on around the world via the EasyA app, we also had the pleasure of hosting Moonbeam, Gear and Astar in-person. Each of them held their own track at the hackathons too, which was a massive success; this



enabled developers to see the strength of the Polkadot ecosystem in-person as well as the vibrant technologies they could leverage beyond just the Polkadot relay chain itself.

In conclusion, the excitement created about Polkadot by these two hackathons was incredible. We put a huge amount of effort into encouraging developers to continue building in the Polkadot ecosystem after the hackathon, and are currently supporting several teams with making connections within the ecosystem so that they can thrive (e.g. get technical expertise, know-how and funding)! This will ensure these two hackathons support the long-term growth of the Polkadot ecosystem!

Full Progress Report

If you want to dive into the details of the hackathons, we've put everything together into this full report [here](#)!

This includes the projects, budget allocation, pictures and everything else!

Milestone 3 Requested Allocation Breakdown Summary

Demonstrating EasyA's commitment to the Polkadot ecosystem and respect for treasury spending that fully benefits the community, we have already paid for the costs of hosting these two hackathons ourselves; this was required for them to go ahead as scheduled and to create hype amongst builders in the run-up to Polkadot Decoded.

Now that the community has had time to review and discuss our proposal which we posted up three weeks ago [here](#), we are now making this treasury proposal to request reimbursement for our costs in holding the two hackathons of \$220,000. As EasyA have already paid for the costs of the hackathons, this is a request for reimbursement, in accordance with the community's wishes for proposals to achieve their goals first and request reimbursement retrospectively.

Details for this milestone were discussed in our original discussion post [here](#), with the precise milestone and allocation breakdown [here](#). Our first milestone was approved [here](#) and our second milestone was approved [here](#). This third milestone is to cover the costs EasyA incurred in hosting the in-person hackathons at Harvard and in London.

If you have any questions at all, please do feel free to comment them on our treasury proposal! We were thrilled to host these hackathons for the community, and would love to share more about their success with everyone!

Overview

Harvard Hackathon





Polkadot x EasyA Harvard Hackathon Finalists (18 June, 2023)

Location: Science & Engineering Complex, Harvard University

Date: 17-18 June, 2023

When we say the Polkadot x EasyA hackathon at Harvard was a truly unforgettable event, we mean it! So let's begin where it all started: right on Harvard campus! At this inspirational centre of excellence, pretty much anywhere could have been the right place for the hackathon: the lecture hall where Bill Gates sat daydreaming about what would one day become Microsoft, or even the building where Mark Zuckerberg wrote the first lines of code for Facebook. Any one of these places could have been the start of the first ever Polkadot hackathon at Harvard. However, we knew we needed something different. We needed a place that represented what Polkadot stands for, the vision of everyone building in this community, and somewhere that reflects the future of Web3 rather than the past of Web2. Therefore, when we opened doors on Saturday 17 June our participants weren't just greeted to the site where Zuckerberg or Gates built their projects; instead, they were welcomed into a site untouched by the marks of history, a building described by Harvard University itself as [‘the most significant new building constructed by Harvard in a generation’](#), a building which cost over \$1Bn to build: The Science and Engineering Complex of the Harvard School of Engineering and Applied Sciences!




EasyA   @easya_app · Jun 16

...

Our EasyA x Polkadot Hackathon venue is INSANE!

8 floors, 500,000 sq ft and \$1b cost to build (yes, billion!). All right on Harvard's campus. With hacking pods and tons of outdoor space, safe to say there's no better place to hack.

We can't wait to welcome y'all tomorrow. LFG!



 5

 330

 381

 4,970



It's no wonder then that our attendees were inspired to build some of the coolest projects our judges had ever seen, ranging from decentralised AI/LLMs, to mobile games, all the way to decentralized dispute arbitration (more on the projects below)!



Absolutely packed auditoriums at the hackathon, with hackers hard at work learning about Polkadot, parachains and more!

The EasyA team worked day and night to create the perfect environment for hackers, with planning starting way back in 2022, and it's safe to say that this hard work paid off! In May, we launched our Polkadot challenges in the EasyA app, which to-date have attracted well over 20,000 builders (learning about XCM, writing Rust smart contracts and using Substrate). As a result, we had a huge pool of the most talented developers in the world who were all extremely eager to put the skills they had just learned into practice at the hackathon! It wasn't easy to do so, but in the end we managed to select the top 300 developers to attend in-person. These developers stood out to us as the ones who would bring the greatest value to the Polkadot ecosystem long-term, and to whom we therefore wanted to showcase the ecosystem! They included founders funded by a16z, YC, builders with multiple previous exits, and some of the smartest software engineers in the world from companies like Meta, Google, IBM and many more.



Highlight reel of the Polkadot x EasyA Harvard Hackathon

This combination of the most inspirational location in the world, coupled with the smartest builders in a generation, created 35 of the truly innovative projects (full details below). Of course, we have to thank the brilliant Polkadot community for helping to build the framework that allowed these developers to succeed in the first place. The documentation available to developers was more in-depth and up-to-date than in other ecosystems, which is only possible because of the tireless efforts of the hundreds of contributors to knowledge hubs such as the Polkadot Wiki. In addition, we express our gratitude to our judges and mentors who flew in to support with the hackathon. In particular, our two external judges were instrumental in reviewing the code submissions, rating presentations and also providing feedback to our finalists:

- [Kevin Neilson](#) (Developer Relations at Moonbeam)
- [Dave Bean](#) (COO of Gear)



**Kevin
Neilson**



**Dave
Bean**



In summary, the Polkadot x EasyA hackathon at Harvard university was a spectacular success, and one which inspired a new cohort of builders to start developing with Polkadot.



Kevin Neilson @KevinKNeilson · Jun 19

A phenomenally fun hackathon weekend! If you're not joining the next @easya_app @Polkadot hackathon you're missing out!




EasyA @easya_app · Jun 19

WOW. What a weekend! We took over one Harvard's most legendary buildings to bring you our #60DaysOfPolkadot hackathon 🌟

- ✓ 300 hackers
- ✓ 36 hours
- ✓ \$33,000 awarded

Here's a li'l video to celebrate (tip: turn that sound UP!)

See you in London this weekend!



🗨️ 2

🔄 9

❤️ 40

👁️ 7,850



Dave Bean @coffee4hodlers · Jun 19

thanks @easya_app for hosting such an amazing event. so much talent and energy!



Vara @VaraNetwork · Jun 18

Replying to @VaraNetwork

3. Vara at @Harvard

@coffee4hodlers Dave Bean was representing #VaraNetwork for Harvard students.



🗨️ 2

🔄 3

❤️ 26

👁️ 3,321



London Hackathon:



Polkadot x EasyA London Hackathon Finalists (25 June, 2023)

Location: Shoreditch, London, UK


Date: 24-25 June, 2023

With the Harvard hackathon a resounding success, the EasyA team then hosted the second one in London the following weekend. In the country that gave birth to Polkadot's Co-Founder Gavin Wood, we opened doors bright and early on Saturday morning to the most enthusiastic queue of hackers lining up to get in! The queues literally stretched around the block, and in a video that went totally viral, we took the opportunity to give everyone a hero's welcome and high-five them all the way down the line! This time, we welcomed 250 hackers who hailed from 38 different top colleges and companies.



EasyA @easya_app · Jun 24

WOW. EasyA big dev energy is insane! Kicking off #60DaysOfPolkadot in London right now! Devs lining up since 8am on a Saturday 🤯



15 554 660 52.5K

Welcoming everyone to the hackathon in London on Saturday morning!

Not only did we take over the streets, but once everyone was inside the billboards outside the venue also showed London that Polkadot was in town! Again, it was clear our Polkadot challenges in the EasyA app had worked their magic; developers raced to get started building, and overall produced 36 brilliant projects (details below)! These projects ranged from b2b use-cases such as supply chain management, to hot topics like empowering musicians to get remunerated when their music gets reused by AI! We were thrilled to have the Astar London team's support as well, with the team mentoring, holding an Astar-specific track, and also judging! We had the support of the following awesome external judges from Astar:

- [Kahori Razzell](#) (UX at Astar)
- [Toma Sadova](#) (Developer Relations Lead at Astar)



Finalists presenting, pitching and coming up on stage at the prize-giving ceremony!

The energy created by both of the Harvard and London Polkadot hackathons together was of seismic proportions, and the energy is continuing to flow. Many teams are continuing to build their projects, and others are launching into production and starting to raise funds. This is even more than what we aimed for, and in addition we also executed our strategy of inviting core blockchain developer groups to the hackathons, including professional Web3 communities, such as the London Blockchain Labs, and student clubs such as Brown University Blockchain, Harvard Blockchain Club, Cornell Blockchain Club and UCL Blockchain. These clubs have all now been welcomed into the Polkadot community, and will have a strong foundation of Polkadot knowledge for the long-term.



Highlight reel of the Polkadot x EasyA London Hackathon

Key Learnings

Our core vision with everything we do in the Polkadot community is to empower its growth and enable others to build on our learnings and successes. Therefore, as always, the EasyA team have compiled our top three areas of success and top three areas to work on in future. This will be valuable for future members of the ecosystem who want to bring more developers into Polkadot through hackathons or other developer challenges!

Key areas of success:

- 1. Social Media:** We leveraged EasyA's massive social media presence on Twitter, YouTube, Instagram and TikTok (as well as EasyA's mailing list) to generate huge hype around the hackathons, with our own #60DaysOfPolkadot hashtag taking Twitter by storm! We gave developers a landmark event to work towards, which motivated them to put the pedal to the metal in learning to build with Polkadot!
- 2. In-App Challenges:** Whilst social media generated huge awareness, there is no way we could have had so many high quality submissions at the hackathons without the detailed code-level challenges which we had implemented into the EasyA app in May. All the developers at the hackathons had completed them beforehand, and the challenges meant they had a firm grasp of how Polkadot works, the frameworks available, as well as the basic tooling required. For an ecosystem such as Polkadot, we know that this is essential; developers need to understand how Polkadot operates, that they cannot simply deploy smart contracts on Polkadot directly, and which parachains they should use. We can see this clearly when we compare the

results of the hackathons this year to our previous one on 30-31 July, 2022. At that hackathon, we had 27 submissions, compared to the 35 and 36 submissions this year - a huge (almost 50%) increase!

- 3. Leveraging Existing Connections / Brand:** Through our hard work within the Polkadot ecosystem and beyond, EasyA's brand has become synonymous with being the place builders need to go if they want to build. This is now one of our biggest assets, and why our connections to blockchain hubs and clubs continue to grow every week. We have fed these connections back into the Polkadot community, creating a virtuous circle where people join the EasyA community to learn about Polkadot and then become part of the Polkadot ecosystem long-term. For example, we invited founders from the EasyA community who had recently been backed by a16z, and organised for them to mentor attendees 1:1 at the hackathon on topics such as how to raise from VCs, how to continue building after the hackathon, and how to hire a team.

To summarise, for future teams who want to build their brand/connections, we would encourage them to think about their multi-year roadmap within the Polkadot ecosystem; this will enable them to drive huge success for their communities. Any teams who would like to leverage the in-app challenges we have developed to provide highly-scalable training for developers before hackathons can also do so for free! If any teams would like to lean on EasyA's support for any of these too, please don't hesitate to reach out!

 EasyA  @easya_app · Jun 17 ...
All eyes on Brown Blockchain this weekend. Squad rolling deep with over 15 members from Brown alone travelling to Harvard from Rhode Island!

 Blockchain@Brown @BrownUCrypto · Jun 17
@easya_app Blockchain@Brown has entered the building! Who's ready to hack?



 3  20  324  2,527 

Brown Blockchain Club travelling to the Polkadot x EasyA Harvard Hackathon!

Areas to work on:

1. **Making Substrate Accessible:** One consistent theme throughout our Polkadot hackathons has been the accessibility of building in the ecosystem. The #60DaysOfPolkadot in-app challenges were a game-changer, increasing submissions by almost 50% which showed huge benefit in having this pre-hackathon training. However, we still need to work on teaching developers how to use Substrate to build their own blockchains/parachains or even just how to work with pallets.
2. **Getting Developers Comfortable with Rust:** In the same vein as the above, developers are scared of Rust and are far more comfortable using languages such as Python or JavaScript, or even Solidity. Ink! promises to improve the experience of developing smart contracts with Rust, and we tried to encourage developers to leverage its powerful features (such as Solidity interop). However, the mental barrier for developers was still extremely high, and few teams used ink! successfully. This is an area we can invest more in, since it is potentially a huge advantage of Polkadot

over other ecosystems. We need more education around Rust and ink! to reduce overall stigma around them.

3. **Showcasing the Parachains:** A repeated question we received from developers was about which parachain would be best for them. In one sense, this is a perennial question which is highly subjective. However, at the same time, some parachains are objectively better suited for certain use-cases. Developers were very clear about the use-cases of the parachains we had included in the app, but were unaware of the specific other ones that exist. The good news is that the #60DaysOfPolkadot demonstrated that having challenges on different parachains supported developers hugely with understanding why they should choose one over the other (and importantly also in seeing the value of the Polkadot ecosystem).

In summary, we know that there is huge value in the tooling of the Polkadot ecosystem (such as Substrate and ink!) as well as in the parachains. The problem is that most developers do not know about these and the massive opportunities that they can unlock if they invest in learning about them.

Conclusion

Our two hackathons (at Harvard and in London) brought 550 hackers together in-person to build 71 spectacular projects. We exceeded all our KPIs, and achieved even more!. Beyond the hackathons, teams are continuing to build and raise funds, and EasyA are honoured to support them with this. By the end of the hackathons, we had the biggest excitement we've ever seen from teams wanting to building in the Polkadot ecosystem. If you saw the #60DaysOfPolkadot hashtag everywhere on Twitter, that was us!

We have outlined the highlight hackathon projects below, so the whole community can see the brilliant ideas they are bringing to life!

Photos

Photos of the hackathon at Harvard:

<https://drive.google.com/drive/folders/1CI9IISE8E2nOg6MOoPABobVuDoSZewKk?usp=sharing>

Photos of the hackathon in London:

<https://drive.google.com/drive/folders/1rj4YRfd7PiJEuDZcvxiySDaaCTis5il?usp=sharing>

Videos

Highlight reel of the hackathon at Harvard: <https://youtu.be/zWLqGfw09wk>

Highlight reel of the hackathon in London: <https://youtu.be/fNH5SAN95UM>

Keynote Workshops:

<https://drive.google.com/drive/folders/1Yk69T2i7PGsqdE9-hs4r2ZE3hvFKbRbt?usp=sharing>

Costs

We were successful in sticking to the budget originally presented in the master proposal approved by the Council after our discussion post [here](#). The detailed breakdown of costs (which went towards the physical venues, catering, staffing, videography etc) is available [here](#) (Milestone 3).

Demonstrating our commitment to the Polkadot ecosystem, EasyA have already paid these costs ourselves, so this is a request for reimbursement for the two hackathons that have already been held.

The full breakdown of costs for the overall #60DaysOfPolkadot Crash Course and Hackathons is available [here](#). However, for convenience we have copied the relevant budget lines for Milestone 3 below.

Funding Allocation

Funding provided by Polkadot went towards human costs in planning, organising logistics/venue and marketing (excluding prizes): \$220,000.

How funds were allocated

Funds went towards:

- Venue/equipment hire
- Food/refreshments
- Staffing
- Scholarships
- Post-event promotion
- Content planning and practice hackathon rehearsals
- Pre-event planning
- PR/marketing

The following is the total funding allocation breakdown:

<u>Funds</u>	<u>Use</u>
\$80,000	Venue and equipment hire: <ul style="list-style-type: none">- Venue space- High bandwidth internet access for all attendees- Miscellaneous equipment (video/live streaming, desks, power outlets, screens, speakers)

	<ul style="list-style-type: none"> - Team of 2 to manage the above
\$40,000	<p>Event planning and execution to create the final hackathon schedule for the 2-day event</p> <ul style="list-style-type: none"> - Setting up equipment at the venue location - Printing physical banners, stands etc - Supporting key stakeholders (e.g. supporting students with questions about the event, explaining the event to developers etc) - Designing social media materials - Putting together promotion timeline - Securing partners to help promote the event - 3-person team
\$40,000	Food/refreshments
\$30,000	Staffing for the hackathons to ensure an optimal learning experience (catering staff, cleaners, on-duty manager, security)
\$10,000	<p>Travel scholarships/disbursements for Polkadot community:</p> <ul style="list-style-type: none"> - To subsidise travel costs for regional mentors from the Polkadot ecosystem who give up their time to support - To support regional students/hackers who can't afford travel costs
\$10,000	Post-event promotion, with feature reel of hackathon and highlights for winning teams.
\$10,000	Marketing/PR (pre/post-event) to highlight the event to attendees and also those who aren't able to attend so we can maximise exposure.

Final Winning Projects Overview

First Place at Harvard Hackathon: \$5,000

Company/School: Harvard University

Project Name: Aegis Protocol

Team members: Doug Yang and Ethan Tan (Computer Science)



Short Description: Aegis provides decentralized dispute arbitration and chargebacks to safeguard crypto users and investors from fraudulent protocols (rug pulls, pump-and-dumps, etc).

Full Description: Between 2021 and 2022, over \$1 billion was lost to fraud and scams. When interacting with protocols, it's impossible for crypto users to tell what's real and what's not. With the increasing number of rug pulls and pump-and-dumps, there needs to be a standard of accountability in the space.

Aegis is a decentralized consumer protection protocol for on-chain transactions, starting with disputes arbitration and chargebacks. Using a decentralized network of jurors that enforces decision-making to real-world compliance standards, Aegis enables crypto users to file

disputes and access chargebacks against certain "trusted" protocols listed on their Aegis consumer dashboard. On the flip side, these listed protocols are required to deposit a stake into the Aegis collateral wallet – from which chargebacks would be taken – to demonstrate their trustworthiness to users.

We think that Polkadot is a perfect fit due to its cross-chain compatibility, which would allow us to easily extend our protection mechanism across multiple parachains, ensuring maximum coverage. We also love Moonbeam's precompiles, which allow us to randomly select jurors from the network for arbitration, for example.

Second Place at Harvard Hackathon: \$3,000

Company/School: Accenture, Northeastern University

Project Name: Polkowars

Team members: Abhay Deshpande, Narasimha Reddy



Short Description: A card battle game where users mint cards and battle with each other using attack and defense strategies. Health points determine the winner. Players can stake NFT cards for a chance to win more! Deployed on Moonbeam and uses the Crust parachain for decentralized web storage. The extension pack is on-chain Monopoly: a decentralized



game built with Gear. Players compete with each other by implementing various playing strategies uploaded as smart-contracts into the network.

Full Description:

Our project is a card battle game where users can mint cards and engage in battles with each other using attack and defense mechanics. It also involves staking NFT cards for battles, with the possibility of winning other players' cards. Additionally, the usage of Moonbeam to deploy on Moonbase Alpha, Moonbase Pre-compile Batch transfers for simultaneous transaction transfers, and the Crust parachain for decentralized web storage of the game characters. By using Moonbeam, we were able to leverage the existing Ethereum ecosystem tooling while taking advantage of the scalability and interoperability provided by Polkadot. Polkadot serves as the underlying infrastructure that connects the different components, such as Moonbeam and Crust, allowing them to communicate and interact with each other seamlessly.

We also leveraged the Moonbeam and Crust parachains. Moonbeam provides EVM compatibility, while Crust serves as the decentralized web storage for storing the characters in our game. We then used Moonbeam to deploy our card battle game on Moonbase Alpha, indicating that we are in the testing phase or exploring the functionality of the platform.

Moonbase Pre-compile Batch transfers allowed us to bundle multiple transactions together and execute them simultaneously, reducing gas costs and optimizing the overall transaction process. We further utilized the Crust parachain to store all the characters in the game on decentralized web storage, ensuring data integrity and availability.

In summary, our project leverages Moonbeam for EVM compatibility and deployment on Moonbase Alpha, utilizes Moonbase Pre-compile Batch transfers for efficient transaction processing, and relies on the Crust parachain for decentralized web storage of the game characters. These technologies and features provided by Polkadot and its ecosystem make it possible to create a card battle game with interoperability, scalability, and decentralized storage capabilities.

For our Monopoly extension pack, we then further used Gear to build a decentralized monopoly game on chain, using the gtest library to write the test cases for the smart contract.

We built the frontend of the app using React.

Third Place at Harvard Hackathon: \$1,000

Company/School: MFT Investment Management, Northeastern University

Project Name: Mindpalette

Team members: Chloe Conroy, Shreya Mitra, Sebastian Sepulveda, Jai Senthilkumar



Short Description: MindPalette is a two-sided data marketplace where artists can receive compensation for their art while AI companies can access high-quality and relevant content for model training.

Full Description: The creative landscape is currently being disrupted by generative AI tools, leading to significant frustration among artists. These tools utilize artists' original creations as training data without offering any form of compensation, resulting in AI models that produce work heavily inspired by human creativity. This has sparked an outcry among artists who simply seek fair compensation for their contributions.

MindPalette is our solution to this pressing issue, designed to ensure artists are duly rewarded, foster a vibrant community, and provide artists with the exposure they deserve. AI companies can purchase large 'bundles' of artwork, grouped by similar tags and metadata, or opt for works from specific artists. In return, artists receive a commission from these purchases. Our platform also promotes community engagement and exposure for artists through the use of leaderboards. This encourages artists to share more of their work and strive for quality, fostering a thriving artistic community.

Leveraging the power of Polkadot and Moonbeam, we mint, track, and verify ownership of digital assets (NFTs), enabling us to create a DAO for artists who advocate for ethical data sourcing. Active contributors in this community, such as those in our Discord community, are rewarded over time. AI companies also stand to benefit from MindPalette. With looming legal regulations on image sourcing, our platform offers a solution for ethical sourcing, potentially

saving AI companies from costly legal fees and reputational damage. MindPalette is not just a platform; it's a movement towards a more equitable and ethical creative industry.

First Place at London Hackathon: \$5,000

Company/School: Binance

Project Name: Melodot

Team member: Jeevan Jutla (center)



Short Description: Melodot aims to fractionalize the atomic elements of music and enable NFT-based intellectual property-based sale for creator royalties and rewards.

Full Description: Melodot was inspired by the story of Gregory Coleman, the drummer in the group The Winstons who is famous for his 4-bar solo that has been sampled over a thousand times and featured in music from Jay Z to the Futurama soundtrack. Sadly Gregory wasn't rewarded for his creative genius and died in 2006 homeless on the streets of Atlanta.

Melodot is the solution to this horrible problem that aims to fractionalise a creator's music into the individual beats, notes and syllables and protect the most atomic part of the music, and with the use of NFTs and smart contracts the rights to this intellectual property can be sold and transferred allowing for royalties and rewards to go to the original creator.

At the micro level, a single beat, syllable, note or bass is a piece of intellectual property worthy of protection. Melodot is designed to secure the creation of metadata behind every part of every song and provide encrypted file distribution to give creators full control over their music assets and include the audio fingerprint of every component as part of a decentralised network.

Second Place at London Hackathon: \$3,000

Company/School: Safe Sign Technologies, HyperionDev, UEA, Queen Mary

Project Name: PharmaDot

Team members: Artemis Webster, Sylvian Girard, Charles Calzia, Yi Hsuan Wu, Szymon Lyzwinski



Short Description: Our project uses polkadot parachains and Astar to create security across multiple supply chains in the pharmaceutical industry with a QR code tracking system.

Full Description: We deployed a parachain enabling supply chain actors to transfer pills to one another. Transactions are recorded on-chain. End users can then trace back the pills they bought by looking at the different transactions and their timestamps.

The second aspect of our project was using NFTs on the Astar parachain. Upon manufacture of a package of pills, an NFT would be minted for that package of pills. As the package of pills travels through each stage of the pipeline, the NFT is transferred to the next stage (with the package). The NFT itself is a QR code which is attached to the package and once purchased by the consumer, can be read to track the cycle of the NFT.

Third Place at London Hackathon: \$1,000

Company/School: Pigeon DAO, Agilysis

Project Name: Edustar

Team members: Mehdi Moghadam, Noah Maskens, Daniel, Thomas, Robin



Short Description: Edustar is building a decentralised education platform with verifiable accreditation to enable academic sovereignty and integrity.



Full Description: The problem: The current online education landscape faces multiple challenges, such as:

1. **Credential Verification:** Verifying the authenticity of academic certificates can be a tedious and time-consuming process. It often requires manual labour and the involvement of multiple stakeholders.
2. **Counterfeit Certificates:** The prevalence of fraudulent certificates is a persistent problem that undermines the value of genuine academic achievements and qualifications.
3. **Lack of Ownership and Transferability:** Traditional certificates are issued by institutions and are not truly owned by the learners. Moreover, the process of transferring credentials, such as during a job change or immigration, can be complex and inefficient.

The solution: Edustar uses Polkadot's advanced technology to tackle these problems effectively, via:

1. **Tokenised Certificates:** Edustar issues tokenised academic certificates, represented as Non-Fungible Tokens (NFTs) on the blockchain. These NFTs serve as immutable, verifiable proof of a learner's academic achievement.
2. **Smart Contract Verification:** All certificates can be validated instantly by querying the smart contract that minted them. This eliminates the need for manual verification and reduces the risk of counterfeit certificates.
3. **True Ownership and Easy Transferability:** As NFTs, the certificates are truly owned by the learners. They can easily transfer their certificates to others, if needed, using standard NFT transfer operations.

Here's how we used Polkadot to achieve our goals:

1. **Smart Contracts:** The tokenisation of academic certificates is achieved through smart contracts written in ink, Polkadot's Rust-based smart contract language. These contracts handle the minting and transfer of certificate NFTs.
2. **Interoperability:** Polkadot's interoperability features allow Edustar to interact with other blockchains and systems. This can enable cross-chain verification of certificates and integration with other education and employment platforms.
3. **Scalability:** Polkadot's multi-chain architecture ensures that the platform can scale to handle a large number of users and transactions without suffering from congestion or high fees.

4. Decentralization and Security: By leveraging Polkadot's decentralized and secure network, Edustar ensures that the certificate data is tamper-proof and always accessible.

Hackathon Projects Conclusion

The above were our top 3 finalists from our Polkadot hackathons at Harvard and in London respectively. For the sake of brevity, we have only included them here, but prizes were also awarded to 10 of the best runner-up projects (\$500 each), 6 of the best pitches (\$6,000), and honourable mention prizes for those who successfully integrated (\$100 each). In addition, Astar, Gear and Moonbeam all presented their own tracks, with Astar awarding \$8,000, Gear awarding \$8,000, and Moonbeam awarding \$10,000.



goste.eth @Lintahlo5 · Jun 26

...

Couldn't be more proud of my whole team! They challenged themselves to learn something new and won 3rd place at their first hackathon!! 🥳 LFG @uclblockchain! Thanks to @easya_app @AstarNetwork for this opportunity and all the support 🙌



🗨️ 2

↻ 1

❤️ 9

📊 206

📤

UCL Blockchain Club joining the Polkadot ecosystem!

We can't wait to see everyone from the hackathons continue to grow their ideas and build them into the next big thing in the Polkadot ecosystem!



What's Next

We're supporting these brilliant teams with continuing their projects after the hackathon and connecting them with the right people who can help them thrive in the Polkadot ecosystem! For example, we're guiding Astar winning project DotlAm with getting the support they need to take their product to production, and they're now working closely with the Astar team do so, applying for their Unstoppable Grants this week. We're also supporting winning team Aegis from Harvard with their application to raise pre-seed/seed funding from the Neo Accelerator (which has backed multiple unicorns such as Replit, Scale AI, Ramp and many more). We're continuing to meet with the teams and their members to check in on their progress, and for many teams over the next several weeks we will focus on helping them find the right incubator/accelerator to join. Others just need mentorship, and for that we have a direct line open for them! In the near-term, we're also releasing our final Polkadot courses/challenges shortly in the EasyA app to wrap up our #60DaysOfPolkadot campaign across the ecosystem!

Beyond the #60DaysOfPolkadot, we're excited to build on the momentum we've created and bring these builders deeper into the ecosystem. We've been keeping close contact with Parity and the parachain teams, and caught up with everyone both at Polkadot Decoded at the end of June and also virtually. Everyone was thrilled to see the success of the #60DaysOfPolkadot, and are keen to see EasyA grow its success further. We've been listening carefully to everyone's needs and key themes so far have been that more, deeper education on Ink! and XCM are needed - something we'll be working hard on next! We'll include more on this in our final report on the #60DaysOfPolkadot for our final milestone - we've never been more excited about our future plans in the Polkadot ecosystem!