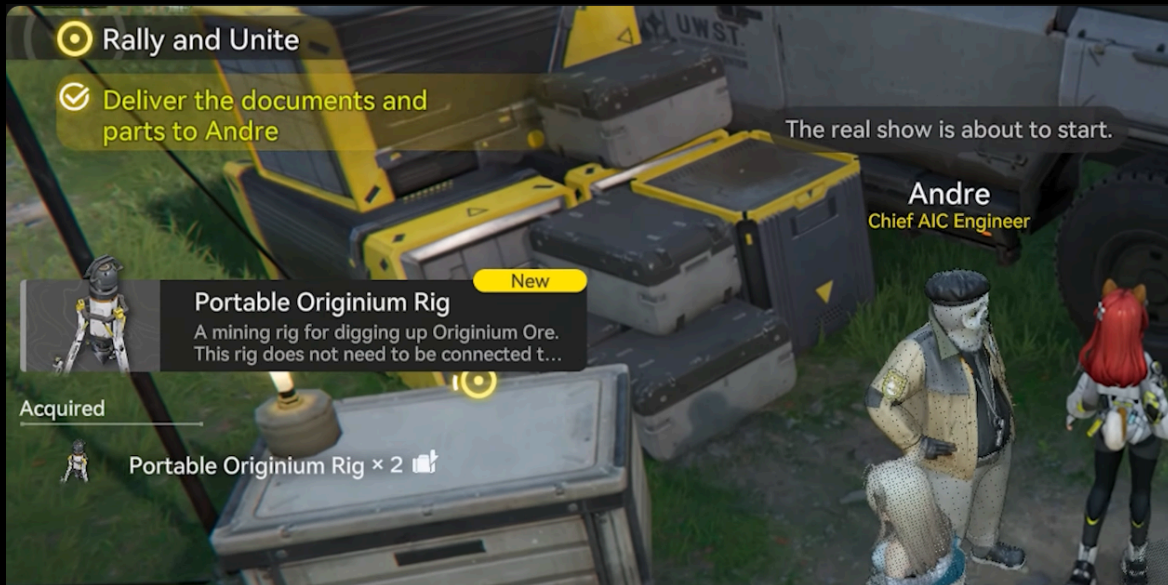


## Arknights Endfield 1.0: Day 1 & Week 1 Check-List [Guide](#) (Day 1/Weekly Tasks & AIC & Authority Level)



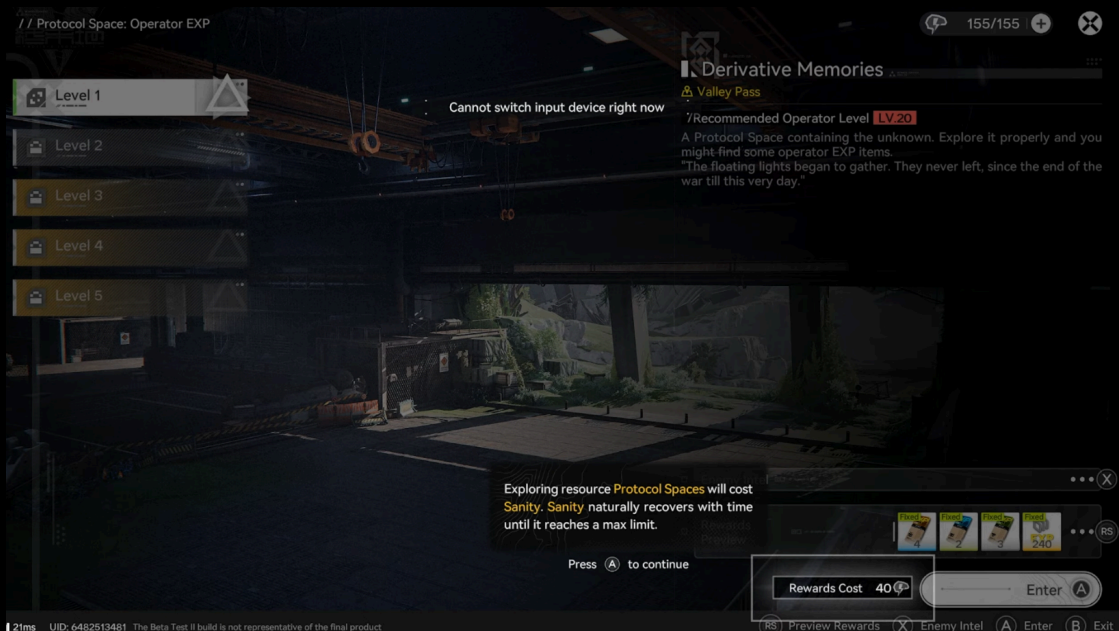
**Step 1: Start The Game & Continue Tutorials + Exploration Until Meeting **Andre The Chief AIC Engineer****



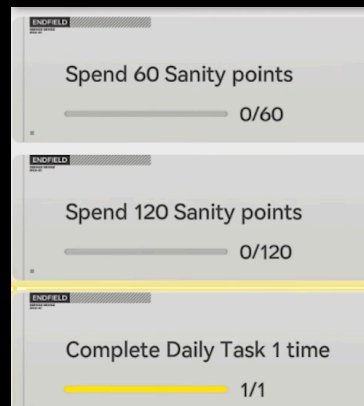
**Complete The Tutorial For **2x Rig Placement** (On The Ores)**



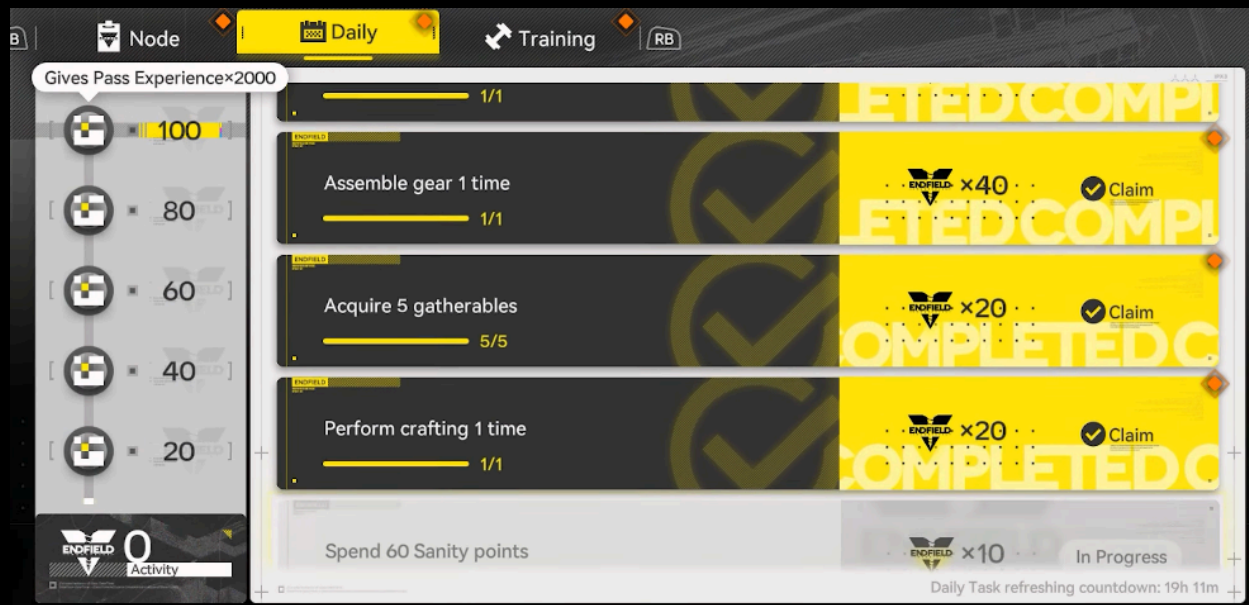
## Step 2: Continue The Main Story, Slay Boss, Unlocking Valley Pass & More Exploration + Tutorial



## Step 3: Upon **Unlocking The Stamina/Sanity System**, Spend It At **Derivative Memories Level 1** For 40 Sanity Per Run (Can Spend Some 80/160 So It Starts Our Recovery)

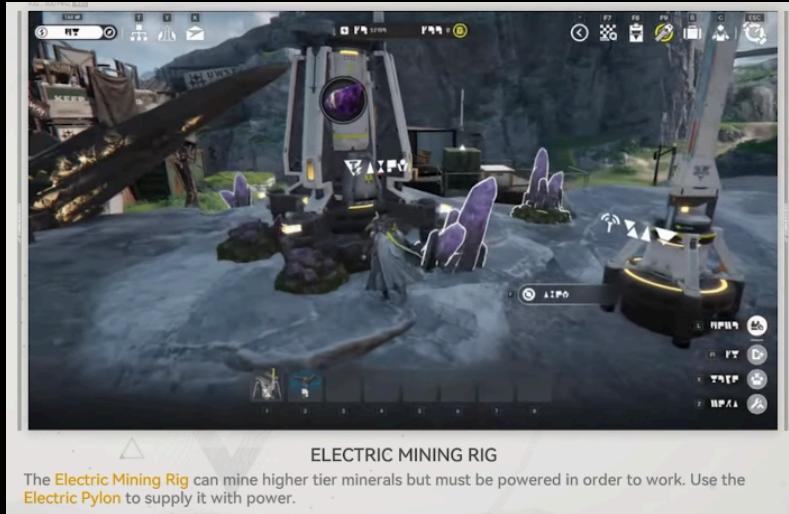






**Spending Sanity Helps To Unlock** Daily Task Rewards & Battle Pass Missions, Also Increase Our Authority Level





**Step 4: Continue The Main Story & Do More Tutorial (Don't Skip The AIC Refiner & Shredder Tutorial) Until We Locks Electric Mining Rig**

**Now Head Back To Andre The Chief AIC Engineer Where The Previous Rig Was Replaced, It's Time To Upgrade Them To Auto Rigs:**

1. Collect Ore Collected From 2x Older Rigs
2. Remove The 2x Old Rigs
3. Place 2 New Electric Mining Rigs In Its Place
4. Place 1x Relay Tower Between The 2 New Rigs



5. Place 2 Electric Pylons Between The Relay Tower & Each Rig (So Both Are In Coverage)

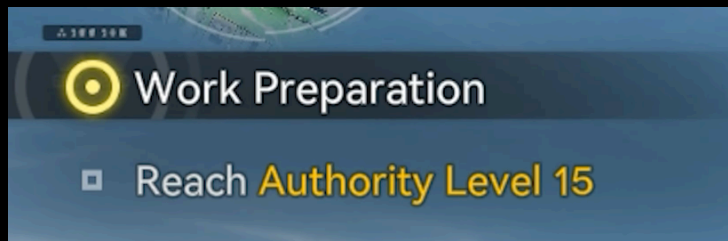




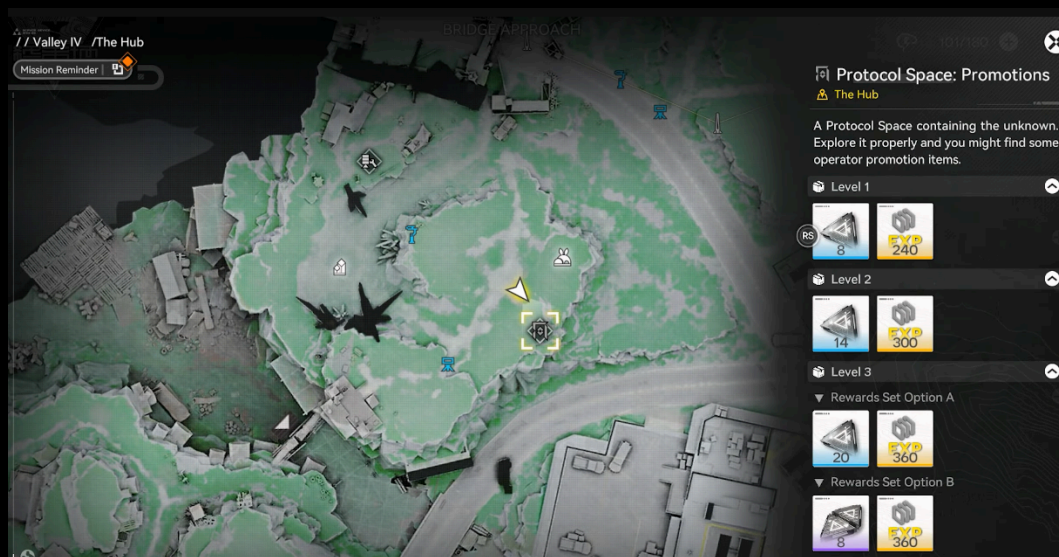
**Finished Layout.** Then We **Connect The Powers:** From The Automation Core Behind The Rigs Zone



Step 5: Continue Main Story Quest & Exploration, Until This Shows Up



We Are Around Authority Level 11-12 Around This Time, So It's **Time To Spend Sanity + Do Side Missions + Exploration** (For Crates, Elites & Interactable Objects)



Spend **ALL Excess Sanity** At Protocol Space: Promotions (In The Valley) On Protodisk Farming (Level 1 is Fine For Now)

Things To Do Along Exploration:

Interact With **ALL Yellow Balloon** (Data Logger)





Find **Crates & Chests** (Usually Guarded By Elites Or From Puzzles)



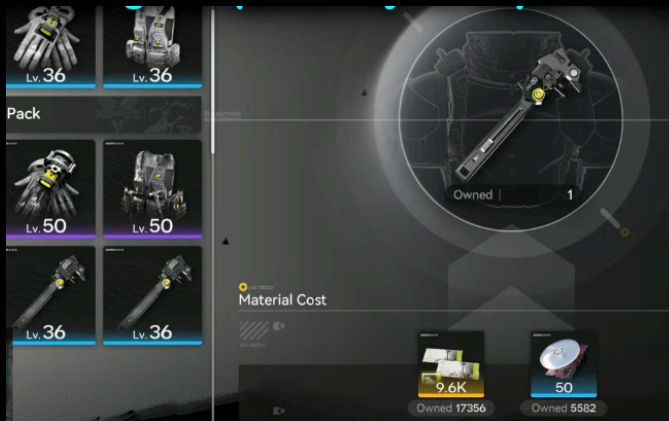
Harvest Raw Growth Areas



Active & Clear Crisis Areas



**Connect ALL Electric Nexus To Our Relay Towers (Provides Exp Too)**



**Crafting & Equipping Early Game Gears = Faster Fights**



**Prioritize On Side Missions That Unlocks More Items**

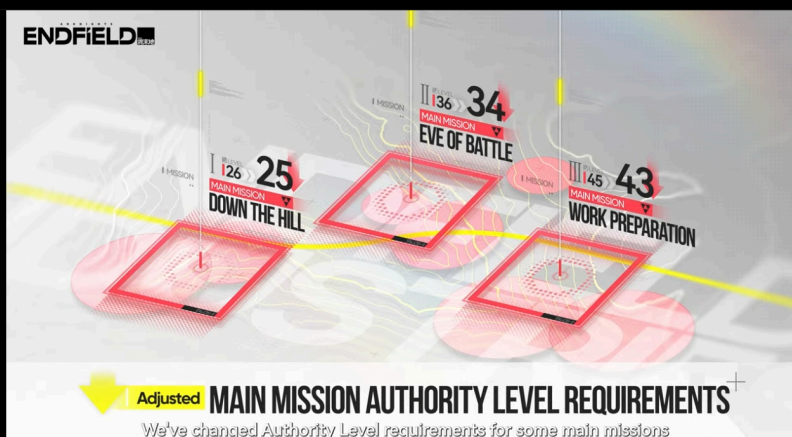




**Collect Operation Manual & All Rewards + Exp**



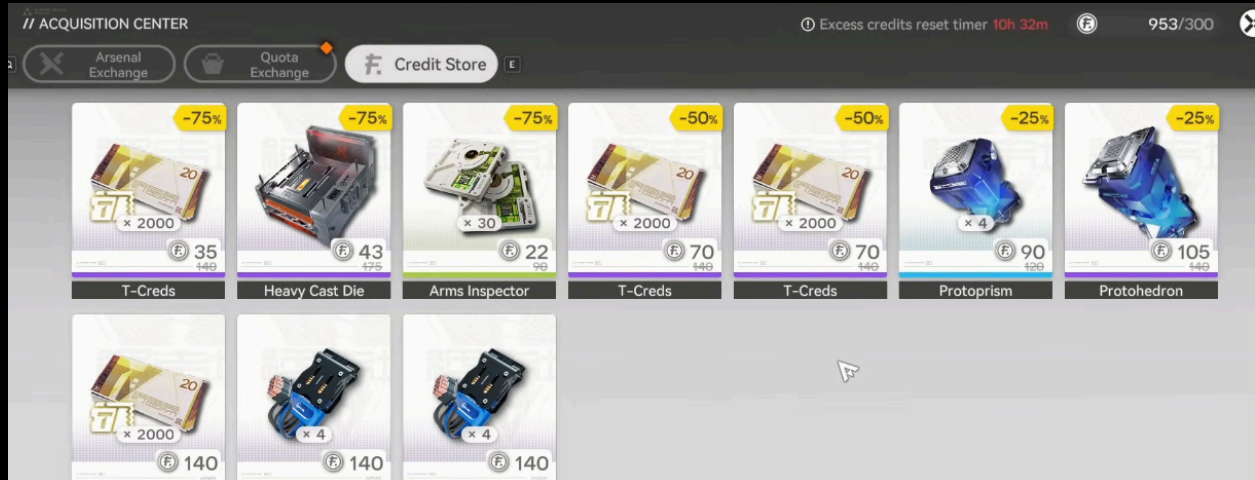
**Reach Authority 15 & Continue Main Story**



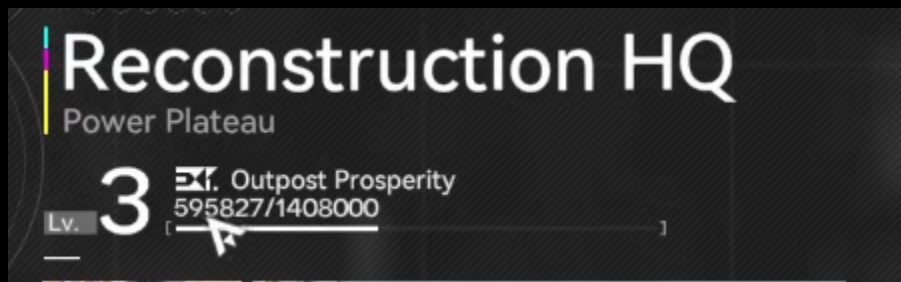
**Next Progression Cap**

## Daily/Weekly Check-List:

1. Spend Sanity/Stamina
2. Do **Daily/Weekly Tasks** (Also Battle Pass Missions)
3. Daily Credit Store (Use Excess Credits)



## 4. Economy: Sell Items To Level Up Outpost Prosperity



Eventually Do This For All Regions





## Elastic Goods (stock) Trading With Friends

### 5. Setup Zapline Routes For Operator Promotion Material Farming



### 6. Check & Use Items (With Expiry) E.g. Sanity Pods



### 7. Work On AIC, Keep Track Of Character Banner Duration, Finish Tutorials, Side Missions & More Explorations

### 8. Dont Forget To **Summon On Beginner Banner 40x Pulls** For Guaranteed 6 Star (Greatly Enhance Progress Speed!)

