Guardian Site Unlock Visit

I have selected a cluster of Guardian systems close to each other that contain the sites to unlock all of the Guardian blueprints including weapons, modules and fighters. The cluster is roughly 750LY from Sol and all selected systems are within 50LY of each other.

The idea being to park my carrier at the cluster and work to unlock all blueprints between the systems with minimal movement required.

Guardian Weapons

No of Blueprints: 14
System: SYNUEFE EU-Q C21-10
Planet: A3
Guide: Tutorial: Unlocking the Guardian Plasma Chargers

Guardian Modules

** Note landing anything other than a DBX will be difficult here. If your flying something else, might be an idea to go for the system mentioned in Exigeous guide linked below.
No of Blueprints: 6
System: SYNUEFE GT-H B43-1
Planet: C4
Guide: Tutorial: Unlocking the Guardian Power Plant

Guardian Fighters

No of Blueprints: 3
Beacon System: Synuefe KU-F B44-4
Structure System: Synuefe EU-Q C21-15
Structure Planet: A1
Guide: Tutorial: Unlocking the Guardian Ship Launched Fighters

I plan to base my carrier at the weapons site in SYNUEFE EU-Q C21-10 as there are by far more weapons blueprints to unlock, so most of the time will be spent here.

I have included various links to YouTube guides for each of the module types above. However note they may suggest alternative systems to travel to. The unlocks can still be done in the systems I have selected and the actual practical steps of the guides are still relevant. I have chosen these systems specifically so they are all together.

Dates and Times

I plan to stay at the Guardian sites for just over 2 weeks, but 3 full weekends. I hope this will be enough time to work through all the unlocks.
Below are the dates and times I plan to jump out and back:

Location: Anyanwu (carrier is 'DJs Party Wagon)
Depart: Saturday 25th July @ 07:00 UTC
Return: Monday 10th August @ 08:00 UTC

Requirements

- Small ship (for easy landing at the sites - suggestion Diamondback Explorer)
- Recommended 50LY jump range to make hopping between systems easy. (Not essential)
- Laser weapon on the ship (to activate the Guardian Beacon)
- 4 cargo space on ship (to carry the 3 keys from the Beacons)
- At least 1 SRV
- Some point defence on the top of your ship (to take out Sentinel missiles at the sites)
- Data link scanner binded on ship and SRV (to scan the orbs for blueprints/keys)
- Some materials for SRV repair, rearm, refuel synths (Sulphur, Phosphorus, Iron & Nickel)

Additional
Obelisk Data. If you need to collect additional of this, there is a good system a bit further out at Vela Dark Region KR-W C1-24 with 4 scannable Obelisks right next to each other. Planet 7A, Guardian Ruins site 2. See link to DTEA's video on this:
[Pattern Obelisk Data - Easy and Fast | Elite Dangerous Guide]

Link to Inara page with requirements for Guardian Unlocks:
https://inara.cz/galaxy-techbroker/

Guardian Tech Broker - If you want to do any unlocks when out at the Guardian site, there is a tech broker just 37 LY away from the FC parking spot in system Synuefe EN-H d11-96.

Both CMDR Awan and CMDR Gurrr have very kindly offered to assist in the unlocks by offering the bubble items required for some of the items on their fleet carriers. This should save a good bit of jumping about after the return. Feel free to hit these guys up on the Loose Screws discord for more info.
All Guardian components are materials or data, so you technically dont need any cargo space to bring anything back to the bubble. The modules/weapons themselves are unlocked at a Guardian Tech Broker. There are multiple of these around the bubble. However if you do want to unlock while out at the Guardian sites there is also a Tech Broker located at **Synuefe EN-H d11-96.**

Summary

Im jumping out to the guardian sites for 2 weeks (ish) between **Saturday 25th July @ 07:00 UTC** and **Monday 10th August @ 08:00 UTC.** My carrier will be parked at **SYNUEFE EU-Q C21-10** for the duration. Repair/Refuel/Rearm/Restock are all available. Outfitting is also online with point defence and SRV bays for sale.
Anyone who would also like to take the trip out is more than welcome.

Commander Log and Updated Info

25/07/2020
Jump out to the Guardian site at SYNUEFE EU-Q C21-10 is complete. Looks like we have at least a couple of other Commanders on board for the trip also.

First action on the agenda is to complete the Module unlocks. I already have a few of these done from a previous trip. The rest were achieved during an evenings play session. Guardian Modules now complete.

The below is the layout of the Guardian Modules Structure at SYNUEFE GT-H B43-1. It shows the location of the 6 pylons and also where i was able to land. The machine is at the bottom of the screen.

Lastly before bed I flew to the Guardian Beacon at Synuefe KU-F B44-4 and retrieved the 3 keys required for the Fighter unlocks.

27/07/2020
Completed my first Guardian Vessel Blueprint run.
I attempted recharging the pylons without re-logging at the site, but it ended with the machine eating one of my keys but not providing a blue print. Not advisable!
The below is the layout of the Guardian Fighter Structures at **Synuefe EU-Q C21-15.** Machine is at the top of this picture. Also note, that Sentinel presence at the site is fairly heavy.

28/07/2020
Second Guardian Vessel Blueprint unlocked.

29/07/2020
Third and final Vessel Blueprint obtained. So that is Modules and Fighters now complete. Next on to the Weapons!
I have also acquired most of the additional materials I need for all unlocks just from salvaging this Vessel Structure. The large number of Sentinels that spawn provide a lot of these and also there are a number of destructible panels on the way around.
Apart from the Weapon blueprints, I am only left to fill up on Guardian Technology Components and Pattern Epsilon Data. These both seem to drop quite rarely at the sites. I will likely have to focus on farming these specifically before I finish my trip.

One other note, I have recently discovered ED Engineer. Very useful tool that i have been making use of on this trip. You can add the Guardian items you wish to unlock and it generates a handy ‘shopping list’ of all the materials and commodities you need. Here is my current outstanding list:

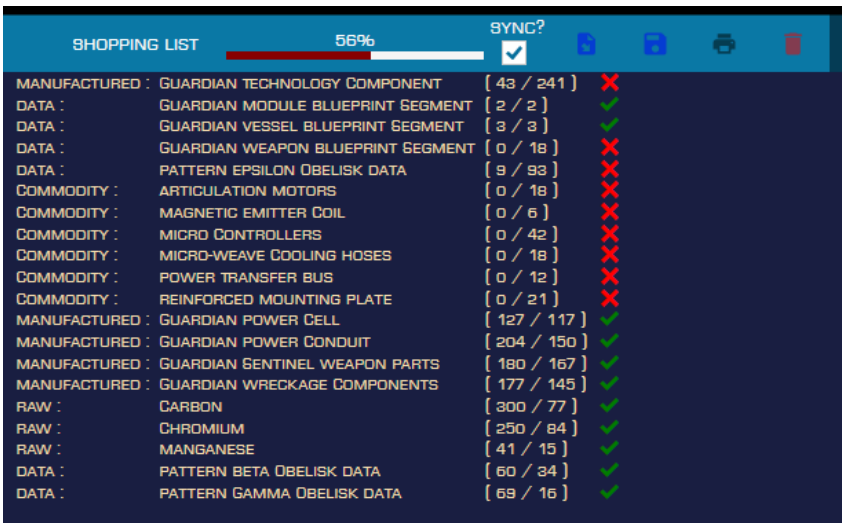

SHOPPING LIST 56% SYNC?

MANUFACTURED :	GUARDIAN TECHNOLOGY COMPONENT	[43 / 241]	✗
DATA :	GUARDIAN MODULE BLUEPRINT SEGMENT	[2 / 2]	✓
DATA :	GUARDIAN VESSEL BLUEPRINT SEGMENT	[3 / 3]	✓
DATA :	GUARDIAN WEAPON BLUEPRINT SEGMENT	[0 / 18]	✗
DATA :	PATTERN EPSILON OBELISK DATA	[9 / 93]	✗
COMMODITY :	ARTICULATION MOTORS	[0 / 18]	✗
COMMODITY :	MAGNETIC EMITTER COIL	[0 / 6]	✗
COMMODITY :	MICRO CONTROLLERS	[0 / 42]	✗
COMMODITY :	MICRO-WEAVE COOLING HOSES	[0 / 18]	✗
COMMODITY :	POWER TRANSFER BUS	[0 / 12]	✗
COMMODITY :	REINFORCED MOUNTING PLATE	[0 / 21]	✗
MANUFACTURED :	GUARDIAN POWER CELL	[127 / 117]	✓
MANUFACTURED :	GUARDIAN POWER CONDUIT	[204 / 150]	✓
MANUFACTURED :	GUARDIAN SENTINEL WEAPON PARTS	[180 / 167]	✓
MANUFACTURED :	GUARDIAN WRECKAGE COMPONENTS	[177 / 145]	✓
RAW :	CARBON	[300 / 77]	✓
RAW :	CHROMIUM	[250 / 84]	✓
RAW :	MANGANESE	[41 / 15]	✓
DATA :	PATTERN BETA OBELISK DATA	[60 / 34]	✓
DATA :	PATTERN GAMMA OBELISK DATA	[69 / 16]	✓

30/07/2020

So ive started into the Weapons Blueprint unlock grind. I can do a lap of this site in about 10-11 mins. Got 6 complete so far, just 12 more to go. Plan is to finish those over the weekend.

Below is a picture i took of the Guardian Weapons structure at **SYNUEFE EU-Q C21-10.** It shows the location of the 6 pylons and where I landed my ship. Sentinel activity is low at this site. Only a handful to take out.

31/07/2020

Another 8 Weapons Blueprints collected this evening. Brining me up to 14/18.

01/08/2020

The last 4 Weapons Blueprints are now done. Im half way though the trip and all Blueprints are now unlocked. Only things outstanding are the remaining Guardian Technology Components and Pattern Epsilon Data. I have actually filled my storage of Technology Components (200), but more are required for all unlocks. Its possible to farm these at this weapons site. There are two leaning destructible panel towers at the bottom of the site that drop them and no Sentinels spawn near them, so its possible to keep relogging and just collecting these to fill up.

My next task for now is to farm the remaining Epsilon Pattern Data. To do this im going to visit the ruins site that DTEA covered in a video a while back. It is another 300LY out, but with 4 obelisks beside each other for easy scanning its going to be the quickest way for me to get the remaining Epsilon Pattern Data (I only have 15 out of the required 93 so far!)

SHOPPING LIST 64% SYNC?

MANUFACTURED :	GUARDIAN TECHNOLOGY COMPONENT	[200 / 241]	✗
DATA :	GUARDIAN MODULE BLUEPRINT SEGMENT	[2 / 2]	✓
DATA :	GUARDIAN VESSEL BLUEPRINT SEGMENT	[3 / 3]	✓
DATA :	GUARDIAN WEAPON BLUEPRINT SEGMENT	[18 / 18]	✓
DATA :	PATTERN EPSILON OBELISK DATA	[15 / 93]	✗
COMMODITY :	ARTICULATION MOTORS	[0 / 18]	✗
COMMODITY :	MAGNETIC EMITTER COIL	[0 / 6]	✗
COMMODITY :	MICRO CONTROLLERS	[0 / 42]	✗
COMMODITY :	MICRO-WEAVE COOLING HOSES	[0 / 18]	✗
COMMODITY :	POWER TRANSFER BUS	[0 / 12]	✗
COMMODITY :	REINFORCED MOUNTING PLATE	[0 / 21]	✗
MANUFACTURED :	GUARDIAN POWER CELL	[127 / 117]	✓
MANUFACTURED :	GUARDIAN POWER CONDUIT	[216 / 150]	✓
MANUFACTURED :	GUARDIAN SENTINEL WEAPON PARTS	[180 / 167]	✓
MANUFACTURED :	GUARDIAN WRECKAGE COMPONENTS	[183 / 145]	✓
RAW :	CARBON	[300 / 77]	✓
RAW :	CHROMIUM	[250 / 84]	✓
RAW :	MANGANESE	[41 / 15]	✓
DATA :	PATTERN BETA OBELISK DATA	[84 / 34]	✓
DATA :	PATTERN GAMMA OBELISK DATA	[111 / 16]	✓

Ive arrived at the ruins site. Took my Anaconda this time. System Vela Dark Region KR-W C1-24. Planet 7A. Guardian Ruins Site 2. See aerial view of the site below with the location of the 4 obelisks highlighted in red.





02/08/2020
Finished filling up on Pattern Epsilon Data. The drops at this ruins site seem to be far better than what i was getting at the Obelisks at the blueprint structure sites. If i was to do it again, i wouldn't waste time scanning them when getting the blueprints, and just fill up all data here.
Returning to my FC now I have come up with a plan to obtain the remaining required Guardian Technology components. My storage is currently full (200) but i still need 41 more to unlock what I need. From checking the unlock requirements, i can see that the three fighters require a lot of the technology components, and also dont require any bubble commodities. So im going to unlock these at the Guardian Tech Broker out here at the Guardian systems to use up some materials, then fill up again on the last 41 for the remaining unlocks which I will complete on my return to the bubble.
The Guardian Tech Broker out here is actually only 37LY away in the system Synuefe EN-H d11-96.

03/08/2020
OK the three Fighters are unlocked. I freed up the Technology Component storage enough to grab the rest of what I need. I have also discovered an alternative Structure site that is good for farming them. Synuefe NL-N C23-4 planet B3 drops 4 of them, so thats 12 per relog. See below map of the area and indication of where to find the technology components (machine is at the top).



05/08/2020
Well, I finished collecting everything i need at the Guardian sites a little earlier than expected so I decided to jump on back to the bubble and get everything unlocked. I came back in my Krait Phantom and left my Fleet Carrier out there just in case anyone is planning to take the ride back at my previously announced time.
I grabbed the last bubble commodities required from a friendly FC and now my shopping list is complete!

SHOPPING LIST 100% SYNC?

DATA :	GUARDIAN MODULE BLUEPRINT SEGMENT	[2 / 2]
DATA :	GUARDIAN WEAPON BLUEPRINT SEGMENT	[18 / 18]
COMMODITY :	ARTICULATION MOTORS	[18 / 18]
COMMODITY :	MAGNETIC EMITTER COIL	[6 / 6]
COMMODITY :	MICRO CONTROLLERS	[42 / 42]
COMMODITY :	MICRO-WEAVE COOLING HOSES	[18 / 18]
COMMODITY :	POWER TRANSFER BUS	[12 / 12]
COMMODITY :	REINFORCED MOUNTING PLATE	[21 / 21]
MANUFACTURED :	GUARDIAN POWER CELL	[52 / 42]
MANUFACTURED :	GUARDIAN POWER CONDUIT	[216 / 150]
MANUFACTURED :	GUARDIAN SENTINEL WEAPON PARTS	[162 / 149]
MANUFACTURED :	GUARDIAN TECHNOLOGY COMPONENT	[182 / 166]
MANUFACTURED :	GUARDIAN WRECKAGE COMPONENTS	[165 / 127]
RAW :	CARBON	[300 / 77]
RAW :	CHROMIUM	[250 / 84]
RAW :	MANGANESE	[41 / 15]
DATA :	PATTERN BETA OBELISK DATA	[132 / 16]
DATA :	PATTERN EPSILON OBELISK DATA	[21 / 15]
DATA :	PATTERN GAMMA OBELISK DATA	[150 / 16]

I then paid a visit to the nearest Guardian Technology Broker in system LTT 4961 (there are multiple across the bubble, check Inara for the nearest) and proceeded to

complete the unlocks! It was quite satisfying to run through and unlock them all in one go. Mission successful!

Guardian Unlocks - The Completionists Guide

In this guide I will explain how to unlock all the Guardian equipment in one fell swoop. I did this myself and these notes are based on various research i did as part of the trip and my experiences during the trip. I completed the task with my Fleet Carrier and the systems I selected were based around that fact. They were all close together allowing me to park and jump between the systems unlocking the various modules with a minimum of travel. The cluster is roughly 750LY from Sol and all selected systems are within 50LY of each other. However it is still easily possible to follow this guide and complete the unlocks without a Fleet Carrier. It took me just over a week to complete playing fairly casually.

Step 1 - Prep/Setup

Step 2 - Guardian Module Blueprints

Step 3- Guardian Fighter Blueprints

Step 4 - Guardian Weapon Blueprints

Step 5 - Farm Guardian Pattern Data

Step 6 - Farm Guardian Technology Components

Step 7 - Unlock Guardian Fighters at Tech Broker

Step 8 - Obtain Remaining Technology Components

Step 9 - Collect Bubble Commodities

Step 10 - Complete Weapons and Modules Unlocks

Step 1 - Prep/Setup

- Small ship (for easy landing at the sites - suggestion Diamondback Explorer)
- Recommended 50LY jump range to make hopping between systems easy. (Not essential)
- Laser weapon on the ship (to activate the Guardian Beacon)
- 4 cargo space on ship (to carry the 3 keys from the Beacons)
- At least 1 SRV
- Some point defence on the top of your ship (to take out Sentinel missiles at the sites)
- Data link scanner binded on ship and SRV (to scan the orbs for blueprints/keys)
- Some materials for SRV repair, rearm, refuel synths (Sulphur, Phosphorus, Iron & Nickel)

Materials to be Gathered

MANUFACTURED :	FOCUS CRYSTALS	[8 / 24]
MANUFACTURED :	GUARDIAN POWER CELL	[10 / 179]
MANUFACTURED :	GUARDIAN POWER CONDUIT	[66 / 168]
MANUFACTURED :	GUARDIAN SENTINEL WEAPON PARTS	[13 / 167]
MANUFACTURED :	GUARDIAN TECHNOLOGY COMPONENT	[16 / 282]
MANUFACTURED :	GUARDIAN WRECKAGE COMPONENTS	[38 / 145]
MANUFACTURED :	HEAT RESISTANT CERAMICS	[3 / 15]
MANUFACTURED :	PHASE ALLOYS	[7 / 18]
DATA :	GUARDIAN MODULE BLUEPRINT SEGMENT	[0 / 6]
DATA :	GUARDIAN VESSEL BLUEPRINT SEGMENT	[0 / 3]
DATA :	GUARDIAN WEAPON BLUEPRINT SEGMENT	[0 / 18]
DATA :	PATTERN EPSILON OBELISK DATA	[6 / 114]
COMMODITY :	ARTICULATION MOTORS	[0 / 18]
COMMODITY :	ENERGY GRID ASSEMBLY	[0 / 10]
COMMODITY :	HARDWARE DIAGNOSTIC SENSOR	[0 / 8]
COMMODITY :	HEATSINK INTERLINK	[0 / 6]
COMMODITY :	HN SHOCK MOUNT	[0 / 8]
COMMODITY :	MAGNETIC EMITTER COIL	[0 / 6]
COMMODITY :	MICRO CONTROLLERS	[0 / 42]
COMMODITY :	MICRO-WEAVE COOLING HOSES	[0 / 18]
COMMODITY :	POWER TRANSFER BUS	[0 / 12]
COMMODITY :	REINFORCED MOUNTING PLATE	[0 / 21]
RAW :	CARBON	[226 / 77]
RAW :	CHROMIUM	[166 / 84]
RAW :	MANGANESE	[26 / 15]
DATA :	PATTERN ALPHA OBELISK DATA	[150 / 20]
DATA :	PATTERN BETA OBELISK DATA	[116 / 34]
DATA :	PATTERN DELTA OBELISK DATA	[138 / 24]
DATA :	PATTERN GAMMA OBELISK DATA	[134 / 16]

Step 2 - Guardian Module Blueprints

The below is the layout of the Guardian Modules Structure at SYNUEFE GT-H B43-1. It shows the location of the 6 pylons and also where i was able to land. The machine is at the bottom of the screen.

Step 3 - Guardian Fighter Blueprints

Guardian Beacon at Synuefe KU-F B44-4 and retrieved the 3 keys required for the Fighter unlocks.

The below is the layout of the Guardian Fighter Structures at **Synuefe EU-Q C21-15.** Machine is at the top of this picture. Also note, that Sentinel presence at the site is fairly heavy.

Step 4 - Guardian Weapon Blueprints

Below is a picture i took of the Guardian Weapons structure at **SYNUEFE EU-Q C21-10.** It shows the location of the 6 pylons and where I landed my ship. Sentinel activity is low at this site. Only a handful to take out.

Step 5 - Farm Guardian Pattern Data

System Vela Dark Region KR-W C1-24. Planet 7A. Guardian Ruins Site 2. See aerial view of the site below with the location of the 4 obelisks highlighted in red.



Step 6 - Farm Guardian Technology Components

Synuefe NL-N C23-4 planet B3 drops 4 of them, so thats 12 per relog. See below map of the area and indication of where to find the technology components (machine is at the top).



Step 7 - Unlock Guardian Fighters at Tech Broker

The Guardian Tech Broker out here is actually only 37LY away in the system Synuefe EN-H d11-96.

Step 8 - Obtain Remaining Technology Components

Back to Synuefe NL-N C23-4 planet B3

Step 9 - Collect Bubble Commodities

Check availability on FCs

Step 10 - Complete Weapons and Modules Unlocks

I then paid a visit to the nearest Guardian Technology Broker in system LTT 4961 (there are multiple across the bubble, check Inara for the nearest) and proceeded to complete the unlocks! It was quite satisfying to run through and unlock them all in one go. Mission successful!

TECHNOLOGY BROKER
DENVER HALEY
“ The items you ordered are now available from
your next visit. ”
UNLOCKABLE ITEMS
ALL BLUEPRINTS HAVE BEEN UNLOCKED.