




Student Sign-In Information for Home

If you would like to sign-in to Seesaw from your home device, here is what to do!
PLEASE make sure an adult is helping you!

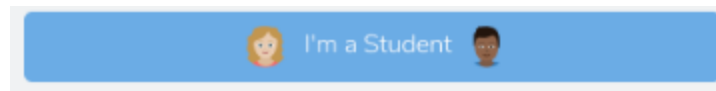
1. Login to Seesaw by going to app.seesaw.me or download the [Seesaw CLASS app](#) on your device.

NOTE:

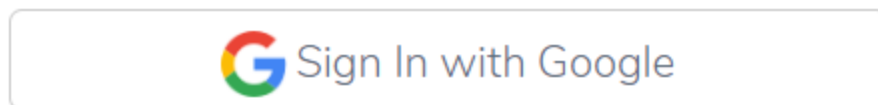


This is a different app than the one your family uses which is Seesaw FAMILY.

2. Click on "I'm a Student."



3. Next, click "Sign in with Google."



4. Enter your L-S Google account information. Don't forget to add the @l-spioneers after your student ID.

If you do not know your account information, please contact your homeroom teacher.

5. You're connected to all of your classroom journals! Remember that all posts and comments need to be approved by your teacher. 😊