





**GRADES 1 to 12
DAILY LESSON LOG**

School:	Visit DepEdResources.com for More	Grade Level:	V
Teacher:	File Created by Ma'am EDNALYN D. MACARAIG	Learning Area:	ENGLISH
Teaching Dates and Time:	FEBRUARY 5 – 9, 2024 (WEEK 2)	Quarter:	3RD QUARTER

	MONDAY	TUESDAY	WEDNESDAY	THURSDAY	FRIDAY
I.OBJECTIVES					
A.Content Standards	The learner demonstrates understanding of text types to listen for different purposes from a variety of texts. The learner demonstrates understanding of various verbal	The learner demonstrates understanding that words are composed of different parts to know that their meaning changes depending in context. The learner demonstrates understanding of various linguistics nodes to comprehend various texts	The learner demonstrates understanding that words are composed of different parts to know that their meaning changes depending in context.	The learner demonstrates command of the conventions of standard English grammar and usage when speaking	The learner demonstrates understanding of the research process to write a variety of texts
B.Performance Standards	The learner uses linguistic cues to effectively construct meaning from a variety of texts for a variety of purposes. The learner orally communicates information, opinions, and ideas effectively to different audiences using a variety of literary activities.	The learner uses strategies to decode correctly the meaning of words in isolation and in context. The learner uses linguistic cues to appropriately construct meaning from a variety of texts for a variety of purposes	The learner uses strategies to decode correctly the meaning of words in isolation and in context.	The learner uses the correct function of prepositions in general and their functions in various discourse (oral and written).	The learner uses a variety of research strategies to effectively write a variety of texts for various audiences and purposes.
C.Learning Competencies/Objectives	Provide evidence to support understanding. Remind others to stay on topic. Show tactfulness when communicating with others. EN5LC-IIIb-2.15,EN5OL-IIIb-2.7	1. Infer the meaning of unfamiliar compound words based on given context clues (synonyms, antonyms) 2. Distinguish text-types according to features (structural and language)Problem and solution 3.Observe politeness at all times EN5V-IIIb-20.3 EN5RC-IIIb-3.2.5 EN5A-IIIb-16	Infer the meaning of unfamiliar words through affixes based on the given context clues. Self- correct when reading. EN5V-IIIb-20.3 EN5F-IIIb-2.9	Compose clear and coherent sentences using appropriate grammatical structures: Prepositional phrases. Self- correct when reading. EN5G-IIIa-7.3.2 EN5F-IIIb-2.9	Organize information from primary sources in preparation for writing, reporting and similar academic tasks in collaboration with others EN5SS-IIIb-3
II.CONTENT	Reminding Others to Stay on Topic	Infering the Meaning of Unfamiliar Compound Words Based on Given Context Clues (Synonyms , Antonyms)	Infer the meaning of unfamiliar words through affixes based on the given context clues.	Prepositional Phrases	Organizing Information from Primary Sources in Preparation

		Distinguishing Text –Types According to Features (Structural and Language)	Self- correcting when reading		for Writing, Reporting and Similar Academic Tasks in Collaboration with Others
III.LEARNING RESOURCES					
A.References					
1.Teacher’s Guide pages	CG p.	CG p.	CG p.	CG p.	CG p.
2.Learners’s Materials pages					
3.Textbook pages				English For All Times 5 Language pp.248 - 255	English For All Times (Language)
4.Additional materials from learning resource (LR) portal	https://www.google.com.ph/search?q=sample+picture+of+philippine+map&sa=G&tbm=isch&tbo=u&source=univ&ved=0ahUKEwj3w7GtuJrQAhWlp48KHaiNB8kQsAQIGg	Original File Submitted and Formatted by DepEd Club Member - visit depedclub.com for more			
B.Other Learning Resource	Materials: pictures, activity cards, chart, meta cards	charts	Pictures, charts, selection	pictures; intervening phrases, metacards, chart	
IV.PROCEDURES					
A.Reviewing previous lesson or presenting the new lesson	<p>Look at this map</p>  <p>What kind of map is it? How many provinces do we have? From what province are you? Using this map,show to the class the province where you came from. What places have you already visited in our country? What can you say about them?</p>	<p>What was the title of the story that we read yesterday? Are you proud of being Pinoy? What are some of the aspects that we have to be proud of being Pinoy? What made you come up of good performance or presentation with your assigned task? What did you consider to have good presentation? How did you feel about it?</p>	<p>A. Review</p> <p>1. Oral Language activity Guessing Game I’m not a bird. I’m not a kite. But I can fly In the sky. What am I? (Airplane)</p> <p>2. Review of the previous lesson Let’s make compound words. Write the compound word on the blank before its meaning. (bookstore) → a store where books are sold (bookmark) → marker placed between the pages of a book (bookshelves) → a set of shelves or cabinet for holding books (bookworm) → a person who spends much time reading a book (sunglasses) → used to protect the eyes from the sun’s glare (sunrise) → when the sun rises in the east</p>	<p>A. Review</p> <p>Game: Here I am Look around the room. Where is my wallet? Where is your bag? What about about your umbrella? Where is the eraser ? The books? 1. Pre-Reading 2. Unlocking of Difficulties Arrange the jumbled letters to form the defined word . e h g u - big, gigantic c v t a u l l e t l – develop d n r v t a e - green Show a picture of a farm.</p>  <p>What do you see in a picture? Do you think they are happy?</p>	<p>A. Review</p> <p>Direction: Make an outline using the article below. How to be Healthy There are many ways to be healthy. People need rest, exercise, proper diet, enough sleep and discipline in order to become healthy. We need to practice proper hygiene like taking a bath everyday, brushing teeth 3 times a day, changing clean clothes and using deodorants to avoid bad odor. Remember that “Health is Wealth . So, everyone must practice these in order to save money and effort and at the same time to have healthy body and happy life.</p> <p>1. _____ A. _____</p>



Today, I'm going to read a selection entitled " Proud to be Pinoy".

A. Motive Question

Why should we be proud of being Pinoy?

Listen to the story. Answer the questions below.

Proud to be Pinoy

Our country, the Philippines, is known as the Pearl of the Orient Seas. It is composed of 72 provinces and has 3 big islands namely Luzon , Visayas and Mindanao.

Our forefathers live peacefully and harmoniously in this Beautiful country. They enjoy and treasure the natural resources that we have and make them their sources of income.

Philippines is rich in natural resources like seas and rivers that give fishermen lots of fish to catch for their daily living.

We also have mountains with plenty of trees that give us shelter and foods to eat. There are also wide meadows for pastures where animals can eat and move freely.

	<p>Indeed, we are so lucky because we enjoy the freedom and wealth of our country. We owe this freedom from our forefathers who did their best and fought bravely against invaders.</p> <p>We are united with one mission coupled with the same hopes and dreams.</p> <p>We are blessed with fantastic and beautiful sceneries in every region like the famous Banaue Rice Terraces, Chocolate Hills in Bohol, Boracay, Fort Santiago, Mt. Mayon in Albay and many more.</p> <p>Aside from that, we have to be thankful for the different talents that Filipinos are blessed with like in sports, dancing, singing, acting, modeling, painting and many more that give glory to our country. We have to be proud of them for making us known around the world.</p> <p>So, Be proud to be Pinoy!</p>				
<p>C.Presenting Examples/ instances of the new lesson</p>	<p>Comprehension Check- up</p> <ol style="list-style-type: none"> 1. What can you say about our country? 2. How would you describe Philippines? 3.What can we be proud of about our country? 4. Are you proud of being Pinoy? Why? Why not? 5. What will you do to maintain the beauty of our country? etc. 	<p>The day when Bea studied in a private school was really an unforgettable experience to her. She became one of the contestants in a swimming competition. As a school swimmer, she wanted that the peak of her ambition will not turn into nothing. She considered it as the highlight of her extra- curricular activities. She kept on practicing different swimming</p>	<p>Today, we are going to learn how to infer the meaning of unfamiliar words through affixes based on the given context clues.</p> <p>Call a learner to read the paragraph.</p> <p style="text-align: center;">First Airplane</p> <p>The first plane was designed by Wilbur and Orville Wright. The day they flew it, it was <u>unable</u> to fly high. They knew that the design was <u>imperfect</u>. The brothers were <u>unhappy</u> but they also knew that flying was not <u>impossible</u>. They replaced their</p>	<p>Call on a volunteer to read the story aloud</p> <p style="text-align: center;">Life in the Farm (Teacher Made)</p> <p>Nathan was so excited to see and visit his grandparents again in the farm. Every summer he stays there for two weeks. He enjoyed being with them because life in the city is different from life in the farm. He went to the farm with his Lolo Carlo and Uncle John. They rode on a carabao because it's far from the house. Then, he helped them</p>	<ol style="list-style-type: none"> a. Who among you have diaries? Do you enjoy making a diary? What do you write in a diary? When do you usually write your diary? b. Let's read Bea's diary. (Teacher Made) November 10, 2016 What a blessed day it was! Today, we had our District English Literary Competition in one of the private schools in our place. Luckily, I was

		<p>strokes as what professional swimmers do. She did the crawl, backstroke, and butterfly strokes. She couldn't stop swimming and devoted more time in practicing during her free time. She really enjoyed the cold water and its crystal color . But, there were times that she wanted to stop due to over fatigue. So, she kept on resting in her bedroom when she was at home. Her dorm really attracts her to sleep and rest. Bea's eagerness to bring home the bacon during the competition made her decision to practice more. She felt so glad when she won first place in the competition and she believes that her dream of being a good swimmer will soon be realized</p>	<p>old design with a new one, and it proved to be a big success!</p>	<p>in planting corn. They planted fruit trees and other vegetables around the field. They also enjoyed getting fruits like mangoes, cashew, bananas and young coconut in the farm. Lolo Carlo kept on cleaning the farm and pulling out the weeds until lunch time. After lunch time, they slept under the mango tree for an hour and then spent the rest of the day in making the farm clean and green. Before going home, Uncle John and Nathan looked at the goats and cows eating at the verdant grassy hill. There is plenty of grass to eat so the animals are full within an hour. Sometimes, they went to the nearby river and enjoyed swimming with his playmates there. He really had fun throughout his stayed in the farm. Answering motive question. Comprehension Check Where did the story happen? (in the farm) Where do they go every morning? (to the farm) Where did they ride? (on a carabao) Where did they plant fruit trees and vegetables? (around the field) How long Lolo Carlo kept on cleaning the farm and pulling ou weeds? (until lunch time)</p>	<p>one of the participants in Chamber Theater. I was so excited then because it was the first time that I joined contest like this. Although I practiced and memorized my part , still, I was so nervous because there were so many competing schools in this category. When we were performing, everyone was so engrossed and all-eyed to us. We performed well and gave our best to deliver our parts . The audience were so amazed with our performance. When all schools had performed, I kept on praying that may the best performers won. I was so tensed that time. But when the emcee announced the winners ,I was so thankful to God that our school won. It was really an unforgettable day to me . I am looking forward for our performance in the next level. Comprehension check -up a. Who has a diary? b. When was the content of the diary happened? c. What is written in the diary? d. If you were Bea, would you be happy about the result of the competition? e. What will you do in the next competition? Why? Skill Development Let's read the diary again.</p>
--	--	-------------------------------------------------------------------------------------------------------------------------------------------------------------------------------------------------------------------------------------------------------------------------------------------------------------------------------------------------------------------------------------------------------------------------------------------------------------------------------------------------------------------------------------------------------------------------------------------------------------------------------------------------------------------------------------	----------------------------------------------------------------------	------------------------------------------------------------------------------------------------------------------------------------------------------------------------------------------------------------------------------------------------------------------------------------------------------------------------------------------------------------------------------------------------------------------------------------------------------------------------------------------------------------------------------------------------------------------------------------------------------------------------------------------------------------------------------------------------------------------------------------------------------------------------------------------------------------------------------------------------------------------------------------------------------------------------------------------------------------------------------------------------------------------------------------------------------------------------------------------------------------	--------------------------------------------------------------------------------------------------------------------------------------------------------------------------------------------------------------------------------------------------------------------------------------------------------------------------------------------------------------------------------------------------------------------------------------------------------------------------------------------------------------------------------------------------------------------------------------------------------------------------------------------------------------------------------------------------------------------------------------------------------------------------------------------------------------------------------------------------------------------------------------------------------------------------------------------------------------------------------------------------------------------------------------------------------------------------------------------------------------------------

				<p>Where did they sleep after lunch? (under the mango tree) How long did they sleep? (for an hour) How much time did it take for the goats and cows to get full? (within an hour) Where did they go sometimes? (to the nearby river) Who were with him in the river? (with his playmates) If you were Nathan, will you also enjoy staying on the farm? Why? Will you also help with your grandfather and uncle ? Why? Skills Development Let's read your answers. What do you call these phrases? Which is the preposition in each phrase? What about the group of words that follow with the preposition? What do you call them? What composed the prepositional phrase?</p>	<p>What did Bea want to share with us in her diary? What are her experiences? (Read the answers to the class) What do you call these experiences? (supporting details) Summing it up, what is the main idea of these details?</p>
<p>D.Discussing new concepts and practicing new skills #1</p>	<p>1. Let's sing the popular song of the Pinoy Big Brothers " Pinoy Ako". What did you feel after singing? Direction: Get 3 meta cards. Draw a happy face in each card if you are happy with the statement/ question given and a sad face if not. _____ a. Philippine is a beautiful place.</p>	<p>a. Who has an unforgettable experience? b. What was her unforgettable experience? c. What problem did Bea encounter? d. What did she do to realize her dream? e. Was she able to fulfil her dreams Skill Development Read the sentence taken from the selection.</p>	<p>1.Who designed the first plane? 2.Can you explain what happened on the first day when they flew the plane? 3. If you were Wilbur and Orville would you do the same? Why? 4. What is the importance of this first plane to our situation today? 5. What good character traits were shownwhen they replaced their old design with a new one? (determination)</p>	<p>Direction: Encircle the prepositional phrase in each sentence. 1. A person with a sense of humor gains more friends. 2. The guest of honor in the commencement exercise received a plaque of recognition. 3. The park in front of the church is full of children every afternoon.</p>	<p>Direction : Read the selection silently. Then, give the main idea and the supporting ideas. Everybody enjoys beautiful surroundings. So, everyone should help maintain an attractive, well- kept, and clean community. You can start in your own home and backyard. Keep your house and its surroundings free from</p>

	<p>_____ b. Filipinos are talented people.</p> <p>_____ c. Pinoy lacks potential</p>	<p>As a school swimmer, she wanted that the peak of her ambition will not turn into nothing. She considered it as the highlight of her extracurricular activities.</p> <p>Compound Words are combination of two words with different meanings to form new word with another meaning</p>	<p>Look at the underlined word in the paragraph. What is the root word of each?</p> <p>Suppose you failed in all subjects this grading period, what will you do?</p> <p>Will you be frustrated or you will try harder? Why?</p> <p>Look at the underlined words in the paragraph. What is the root word of each word?</p> <p>unable - able imperfect – perfect unhappy – happy impossible – possible</p>	<p>4. The fragrance of the fresh and colorful flowers attracted the butterflies.</p> <p>5. The school principal comes to school before the time</p>	<p>rubbish and standing water. Cultivate a flower garden in your yard. Maintain a vegetable garden and help provide the part of the food requirements of the family. Fruit trees in the yard do not only provide shade but they also give nutritious fruits. Maintaining cleanliness in the yard is easy. If you do not allow trash and litter to accumulate. Always pick up bits of trash such as candy wrappers, pieces of paper, dried leaves, and broken branches in the yard. Do not leave empty cans and bottles lying around. Dispose them if they are not needed. If you have a garden or lawn, trim the grass regularly to keep it neat and to maintain its attractiveness. Always remember, “Cleanliness is next to Godliness”.</p> <p>Source: Effective Living Today 5</p> <p>What is the main idea of the selection?</p> <p>What are the details that support the main idea?</p>
<p>E. Discussing new concepts and practicing new skills #2</p>	<p>Direction: Let’s play a game. 3 players will compete at a time. I will get a piece of paper from the box and for 2 minutes write as many answers as you can based on what is written on picked sheet of paper.</p> <p>a. Great Heroes b. Popular Folkdances c. Beautiful Spots</p>	<p>Direction: Look for the meaning of the underlined compound words in each sentence.</p> <p>1. We enjoy planting different kinds of plants in the vacant lot at the back of our house. There are also vegetables and ornamental plants in our backyard.</p>	<p>A. Assign 9 pupils to read the dialog</p> <p>Narrator: Some grade five pupils are talking about their ambitions in life.</p> <p>Lyn: When I grow up, I want to be a biologist, because I love plants and animals.</p> <p>Karl: I like to be an instructor.</p>	<p>Direction: I have here a box with strips of paper. You will get one and try to use it in meaningful sentence.</p> <p>along the seashore beside her Between the participants in the classroom Next door among the pupils Inside the jail after recess</p>	<p>Direction: Listen to the selection carefully. Then, get the main idea and the details that support it.</p> <p>The Philippines celebrates three national holidays regularly each year. These are National Heroes’ Day on November 30, Rizal day on December 30, and Independence Day on June</p>

d. Patriotic Songs

2. Bea and Anne want to take the story of the unwanted child . She wanted to download it from the google.

3. The direction of the test is to underline the important words in the sentence.
The pupils will underscore it properly.

4. The children enjoy playing ball in the playground. This play area must always be safe from harm.

5. There are lots of seafoods in the party. I like these foods from the sea so much.

I like to instruct or teach college student.

Janet: I want to invent many things, so I want to be an inventor

Anne: I love acting, so I want to be an actress.

Jackie :I like to be a singer. My mother told me that I have a golden voice.

Joey: I want all people to be well fed. So, I will plant fruits, vegetables and rice.
Someday I will be a farmer.

Arthur : Me? I want to be a driver. I enjoy driving cars and I want to go to different places.

Teacher: Very good children. What will you do to achieve your ambition.
What is the ambition of each pupil?
Pupils'answer

Rootwords


Letter/syllables
added to the root
word


📖	Biologist	Biology	ist
📖	Instructor	Instruct	or
📖	Inventor	invent	or
📖	Actress	act	ress
📖	Singer	sing	
	er		
📖	Farmer	farm	
	er		


The letters/syllables added at the end of root word is a suffix)
📖 Notice the words with suffixes and the root words which refer to persons?

From a distance through the year

12. These are the holidays that Filipinos remember easily. They are the most widely observed by all Filipinos throughout the country. However, many festivals are also traditionally celebrated. Some of the most popularly known are Santacruzán and Flores de Mayo in May, feasts of patron saints, and of course, all Saint's Day, Christmas and New Year. These are the holidays which our country and most of the Filipinos enjoy.
Source: English For All Times (Language)

			<p>What do you think is the meaning of suffixes – ist, er, or less? (One who does or performs a certain action) (There are other suffixes like:) ion – action which means an act of Ex. Collection, presentation, recitation ful – which means full of many Ex. Colorful, wonderful less – which means without</p>		
<p>F.Developing Mastery</p>	<p>Group the class into four . Provide activity cards for each group and assign them to their respective group. Group 1: The Artists Draw the beautiful spots in the Philippines that you want to visit someday. Group 2: The Composers Create a song that tells something that we can be proud of our country. Group 3: The Dancers Select one of our folk dances and perform it to the class. Group 4: The Writers Write a two – stanza poem about the beauty of our country</p>	<p>Direction: Encircle the meaning of the italic words in each sentence. 1. They cleaners clean the corridor every morning. This pathway is always clean. 2. The Grade V classroom is always neat and tidy. This lecture room won as Best Classroom in our school. 3. My friend gave me a gold doorknob from London. I will always treasure this knob of the door . 4. Mrs. Reyes bought a new penlight in the mall. The light of the pen helps us to see things well. 5. Ana has a colorful shoelace. This lace of a shoe was given by her aunt.</p>	<p>Group Activity (Collaborative) Pupils will be grouped into three. Each group will be given envelope containing their tasks. Group I- Compose a song with affixes. Then, present your output to the class. Group II- Write a poem about your ambition using affixes. Write your answer on a cartolina and post it on the board. Group III- Present a commercial using affixes encouraging people to patronize your favorite product</p>	<p>The teacher will provide five pictures and the learners will construct sentences with prepositional phrases based on the picture</p> 	<p>Direction: Read the selection about Snow White. Then, do the assigned for your group. Snow White At the beginning, the queen sat by the window of one of the castle towers. She was sewing clothes for the little daughter she hoped to have. Now and then she watched the snow falling outside. Then, as her needle wove in and out of the material, the queen accidentally pricked her finger and a drop of blood fell on the tiny garment in her hands. Thirdly,“ when my baby is born, “ she said, “ I should like her to have her lips as red as this blood; hair as black as the ebony window frame; and skin as white as snow. And I shall call her Snow White”. Fourth, when the spring came, the young queen gave birth to a beautiful baby girl. The king was overjoyed with the child.</p>

					<p>“What shall we call her?” the king asked.</p> <p>Lastly, the queen answered, In winter, when I was waiting for her, I wished for a daughter with lips as red as blood; hair as black as ebony; and skin as white as snow – and now I have her, I said I would call her Snow White. The king said, Snow White she shall be.</p> <p>I -Draw the setting of the story.</p> <p>II - Get 5 statements from the story then arrange the statements as they happened.</p> <p>III - Based on the selection, make a web of the elements of a story.</p>
<p>G.Finding Practical application of concepts and skills in daily living</p>	<p>Direction: Listen to the song “ My Native Land” . As the music plays, you’ll pass a ball to anyone and whoever catches it will say some thing about the beauty of our country.</p>	<p>Group Activity (Collaborative) Group the pupils into three . Then, give each group the assigned task.</p> <p>I - Make an article about personal experience using compound words.</p> <p>II – Make a rap of the objects that you use at home for your personal hygiene using compound words.</p> <p>III – Dramatize school activity using compound words</p>	<p>Direction: Choose the letter of the correct meaning of the underlined word.</p> <p>1. What is the meaning of the word reappear?</p> <p>a. a person who appears b. without appear c. appear again</p> <p>2.What is the meaning of the word nonsense?</p> <p>a. no sense b. full of sense c. a person who senses</p> <p>3. What is the meaning of the word unfriendly?</p> <p>a. not friendly b. nofriend c. with friends</p> <p>4.What is the meaning of fearless?</p> <p>a. without fear b. with fear</p>	<p>Group the pupils into three. Then let them do the assigned task.</p> <p>I - Write a short paragraph about your unforgettable experience using prepositional phrase.</p> <p>II - Draw your favorite place in school and label it with prepositional phrases.</p> <p>III - Write a song about your routine in school using prepositional phrases</p>	<p>Group Activity (Collaborative) Group the pupils into 3. Then, let them summarize the story “Snow White” in different forms.</p> <p>Group 1 Outline form Group 2 Arranging events based on signal words Group 3 Paragraph form</p>

			<p>c. full of fear</p> <p>5.What is the meaning of the word hopeful?</p> <p>a. no hope</p> <p>b. full of hope</p> <p>c. less hope</p>		
H.Making generalization and abstraction about the lesson	<p>Remember</p> <p>Listen very well to the story so you can give evidence about its content.</p> <p>List down important notes or ideas about the story listened to</p>	How do you get the meaning of the unfamiliar compound words ?	<p>Remember</p> <p>Affixes – are syllables added at the beginning or at the end of a word to form new word.</p> <p>Prefix – is a syllable added at the beginning of a word to form new word.</p> <p>Suffix – is a syllable added at the end of a word to form new word.</p>	A Prepositional Phrase is made up of the preposition, the object of the preposition, and all the words in between	How are you going to organize information from primary sources in preparation for writing, reporting and similar academic tasks in collaboration with others?
I.Evaluating learning	<p>Direction: Listen to this article about one of the most popular teleserye nowadays. Then, answer the question that follow</p> <p>Ang Probinsyano by: Rochelle Yeban</p> <p>“Ang Probinsyano” is one of the best teleserye of ABSCBN. It is a show intended for all walks of life, young and old, rich and poor and even professionals. According to some viewers, “Kulang ang araw ko kapag hindi ko napanood ang Probinsyano”.</p> <p>The lead character of Ang Probinsyano is the matinee idol and natural actor, Coco Martin. His physical appearance fits his role as a young straight policeman who has strong personality, will and determination in making our community a peaceful one. Different issues, crimes and violence in our government have been shown and handled by the policemen headed by this</p>	<p>Direction: Choose the appropriate compound words from the box.</p> <p>rainbow bathroom popcorn shoe cover sunflowers cardboard</p> <p>1. There are many varieties of _____ in Baguio City.</p> <p>2. The children use _____ to maintain the neatness of the classroom.</p> <p>3. Nathan and Kae enjoy eating _____ in the cinema.</p> <p>4. My Mom cleans our _____ every morning.</p> <p>5. We used _____ in our Art project last week</p>	<p>Direction: Choose the letter of the correct meaning of the underlined word.</p> <p>1. Her ambition is really impossible to achieve.</p> <p>a. not possible</p> <p>b. less possible</p> <p>c. more possible</p> <p>2. My younger sister has an angelic face.</p> <p>a. angel face</p> <p>b. face like an angel</p> <p>c. no face</p> <p>3. Myra won in an Art Contest because she is artistic.</p> <p>a. not artistic</p> <p>b. very artistic</p> <p>c. has eye for beauty</p> <p>4. Mr. Reyes is a manager of a big company.</p> <p>a. one who buys in a company</p> <p>b. One who manages a company</p> <p>c. One who owns a company</p> <p>5. My daughter is a well – known cartoonist in our country.</p> <p>a. One draws cartoon in a newspaper.</p>	<p>Direction: Complete the sentences by writing the letter of the appropriate prepositional phrases in the box.</p> <p>under the tree in the school auditorium among the equipment on Christmas to Baguio City with them</p> <p>1. _____ in the laboratory room are the specially- made microscope.</p> <p>2. My mother and I will go _____ in the Ocean Park on Saturday.</p> <p>3. The pupils together with their teacher did their activities _____ .</p> <p>4. We will go _____ to have our Gender and Development seminar.</p> <p>5. The candidates for Mr. and Ms. Earth were presented by the chairman</p>	<p>Direction: Read the steps in making banana hazelnut crunch</p>  <p>First, we sliced the bananas. Then, we simmer them in a saucepan until they were tender. Secondly, we added sugar and left the stew to cool. Next, when it was cooled, we stirred in milk . We then spooned the stewed banana into dishes and sprinkled each with crushed fruits and nut bars. Finally, we decorated each dish with banana slices.</p>

	<p>courageous cop popularly known as Cardo.</p> <p>Unlike other action teleserye, the show has all the elements: suspense, comedy, drama, love story that keep the people glued to their seats. People can easily relate with the different true to life issues in every episode. The show is also rich in moral lessons and makes its viewers keen observers to what is happening in our society. Lastly, it aims to give credit and rebuild the image of the policemen by attempting to change our perception of the police force. Let us put in mind that these military men also deserve to be recognized for their heroic deeds and for giving their lives for the country.</p> <p>Salute to the director and whole casts of this “teleserye” for your outstanding performance. May we have more as educational as Ang PROBINSYANO. Keep it up and hoping for more exciting episodes!</p> <p>Source: Feature Article (The Dawn :School Paper G.Paradero E/S)</p> <p>Direction : Answer the following questions.</p> <p>1. What is one of the most popular teleserye of ABS – CBN?</p> <p>a. Ang Magbubukid b. Ang Probinsyano</p> <p>c. Ang Mamamayan d. Ang Mambabatas</p> <p>2. Who is the lead character in Ang Probinsyano?</p> <p>a. Piolo Pascual b. Jericho Rosales</p>		<p>b. One who enjoys watching cartoon.</p> <p>c. One who has a cartoon page</p>	<p>_____ last Monday.</p>	<p>Direction: Using the selection, arrange the steps in making banana hazelnuts crunch by numbering it from 1 -5.</p> <p>_____ Then, swimmer them in a saucepan until they were tender.</p> <p>_____ Finally, decorate each dish with banana slices.</p> <p>_____ First, sliced the bananas.</p> <p>_____ Secondly, we add sugar and left the stew to cool.</p> <p>_____ Next, when it is cool, stir in milk.</p>
--	-------------------------------------------------------------------------------------------------------------------------------------------------------------------------------------------------------------------------------------------------------------------------------------------------------------------------------------------------------------------------------------------------------------------------------------------------------------------------------------------------------------------------------------------------------------------------------------------------------------------------------------------------------------------------------------------------------------------------------------------------------------------------------------------------------------------------------------------------------------------------------------------------------------------------------------------------------------------------------------------------------------------------------------------------------------------------------------------------------------------------------------------------------------------------------------------------------------------------------------------------------------------------------------	--	---------------------------------------------------------------------------------	---------------------------	-------------------------------------------------------------------------------------------------------------------------------------------------------------------------------------------------------------------------------------------------------------------------------------------------------------------------------------------------------------------------------------------------------------------

	<p>c. Coco Martin d. Xian Lim</p> <p>3. What kind of teleserye is Ang Probinsyano ?</p> <p>a. A teleserye that gives moral lesson.</p> <p>b. A teleserye that is comedy in nature.</p> <p>c. A teleserye that deals with the roles of a teacher</p> <p>d. A teleserye that focuses in only one issue.</p> <p>4. Ang Probinsyano is a teleserye that aims to _____</p> <p>a. give credit and rebuild the images of the policemen.</p> <p>b. Destruct people</p> <p>c. Inform old ones</p> <p>d. Excite viewers</p> <p>5. Ang Probinsyano makes us _____</p> <p>a. Aware with the old issues</p> <p>b. Aware of the crimes and violence in our country</p> <p>c. Aware of the popular artist</p> <p>d. Aware of the current trends</p>				
<p>J.additional activities for application or remediation</p>	<p>Bayanihan Spirit (Teacher made)</p> <p>Bayanihan Spirit is one of the most popular Filipino traits that we have. It is practiced more in the provinces than in the city. During planting or harvest time, we can see that the families of the farmers help one another to finish their work. We can also observe this during mourning time wherein our neighbors offer us help to lessen our burden not only financially but also emotionally. It was also observed when the people in our community build or</p>	<p>Look up for the meaning of the following compound words.</p> <ol style="list-style-type: none"> 1. softdrinks 2. fairytale 3. sunrise 4. blackboard 5. hotcake 	<p>Form new word by adding affix.</p> <ol style="list-style-type: none"> 1. manage 2. grace 3. kind 4. hero 5. visible 	<p>Construct meaningful sentences using the following prepositional phrases. behind the house against the light across the bridge after recess time with my friends</p>	<p>Direction: Read the selection then, give its main idea.</p> <p>A Child's Grief by: Sopia Ann Margarett B. Rivera / G. Paradero "The Dawn"</p> <p>Every child dreams of a family, united in love and respect.</p> <p>Boy meets girl, fell in love, got married and bore a child.....but there is more to this.</p> <p>In this society where marriage is no longer held sacred as before, we see an increasing number of broken homes because of wrong priorities, wrong choice of</p>

transfer to other places.
They help us in transferring our things or even our house. They exert much effort to make the work easier for the family and give financial support even in simple ways. Bayanihan Spirit is a teamwork, cooperation and support given by the people to the members of the community. This spirit is something to be treasured. Answer the following correctly. Write the letter of the correct answer.

1. What do you call the teamwork, cooperation and support given by the people to the other members of the community?
 - a. Ningas Cogon
 - b. Bayanihan
 - c. Close Family Ties
2. The bayanihan Spirit is usually practiced in _____.
 - a. City
 - b. Barrio
 - c. Provinces
3. Bayanihan is observed in _____.
 - a. transferring of house to other place
 - b. joining in competition
 - c. working in a big company
4. Which shows Bayanihan Spirit in the following sentences _____.
 - a. Attending birthday party
 - b. Helping in the preparation of foods for the guests in the fiesta
 - c. Collecting donations for the typhoon victims
5. Why do you think the Bayanihan Spirit is important?

partners, incompatibility, financial issues, meddling in laws, and broken vows. At the end of this equation is a child made to suffer the consequences. The child loses self confidence, neglects his studies, turns to drugs and bad companies and all other negativities that slowly ruin his life. Let us think about this because it is really alarming. Let us make our family a better one. Strive to give your child a normal and happy life so they can succeed. Embrace him with your unending love. Help him realize that life is good and something to be treasured.

	a. It helps work easier b. It develops harmonious relationship among members in the community c. Both a and b				
V.REMARKS					
VI.REFLECTION					
A.No. of learners who earned 80% in the evaluation	___ Lesson carried. Move on to the next objective. ___ Lesson not carried. ___% of the pupils got 80% mastery	___ Lesson carried. Move on to the next objective. ___ Lesson not carried. ___% of the pupils got 80% mastery	___ Lesson carried. Move on to the next objective. ___ Lesson not carried. ___% of the pupils got 80% mastery	___ Lesson carried. Move on to the next objective. ___ Lesson not carried. ___% of the pupils got 80% mastery	___ Lesson carried. Move on to the next objective. ___ Lesson not carried. ___% of the pupils got 80% mastery
B.No.of learners who require additional activities for remediation	___Pupils did not find difficulties in answering their lesson. ___Pupils found difficulties in answering their lesson. ___Pupils did not enjoy the lesson because of lack of knowledge, skills and interest about the lesson. ___Pupils were interested on the lesson, despite of some difficulties encountered in answering the questions asked by the teacher. ___Pupils mastered the lesson despite of limited resources used by the teacher. ___Majority of the pupils finished their work on time. ___Some pupils did not finish their work on time due to unnecessary behavior.	___Pupils did not find difficulties in answering their lesson. ___Pupils found difficulties in answering their lesson. ___Pupils did not enjoy the lesson because of lack of knowledge, skills and interest about the lesson. ___Pupils were interested on the lesson, despite of some difficulties encountered in answering the questions asked by the teacher. ___Pupils mastered the lesson despite of limited resources used by the teacher. ___Majority of the pupils finished their work on time. ___Some pupils did not finish their work on time due to unnecessary behavior.	___Pupils did not find difficulties in answering their lesson. ___Pupils found difficulties in answering their lesson. ___Pupils did not enjoy the lesson because of lack of knowledge, skills and interest about the lesson. ___Pupils were interested on the lesson, despite of some difficulties encountered in answering the questions asked by the teacher. ___Pupils mastered the lesson despite of limited resources used by the teacher. ___Majority of the pupils finished their work on time. ___Some pupils did not finish their work on time due to unnecessary behavior.	___Pupils did not find difficulties in answering their lesson. ___Pupils found difficulties in answering their lesson. ___Pupils did not enjoy the lesson because of lack of knowledge, skills and interest about the lesson. ___Pupils were interested on the lesson, despite of some difficulties encountered in answering the questions asked by the teacher. ___Pupils mastered the lesson despite of limited resources used by the teacher. ___Majority of the pupils finished their work on time. ___Some pupils did not finish their work on time due to unnecessary behavior.	___Pupils did not find difficulties in answering their lesson. ___Pupils found difficulties in answering their lesson. ___Pupils did not enjoy the lesson because of lack of knowledge, skills and interest about the lesson. ___Pupils were interested on the lesson, despite of some difficulties encountered in answering the questions asked by the teacher. ___Pupils mastered the lesson despite of limited resources used by the teacher. ___Majority of the pupils finished their work on time. ___Some pupils did not finish their work on time due to unnecessary behavior.
C.Did the remedial work? No.of learners who have caught up with the lesson	___ of Learners who earned 80% above	___ of Learners who earned 80% above	___ of Learners who earned 80% above	___ of Learners who earned 80% above	___ of Learners who earned 80% above
D.No. of learners who continue to require remediation	___ of Learners who require additional activities for remediation	___ of Learners who require additional activities for remediation	___ of Learners who require additional activities for remediation	___ of Learners who require additional activities for remediation	___ of Learners who require additional activities for remediation
E.Which of my teaching strategies worked well? Why did these work?	___ Yes ___ No ___ of Learners who caught up the lesson	___ Yes ___ No ___ of Learners who caught up the lesson	___ Yes ___ No ___ of Learners who caught up the lesson	___ Yes ___ No ___ of Learners who caught up the lesson	___ Yes ___ No ___ of Learners who caught up the lesson

F.What difficulties did I encounter which my principal or supervisor can help me solve?	___ of Learners who continue to require remediation	___ of Learners who continue to require remediation	___ of Learners who continue to require remediation	___ of Learners who continue to require remediation	___ of Learners who continue to require remediation
G.What innovation or localized materials did used/discover which I wish to share with other teachers?	<p><i>Strategies used that work well:</i></p> <p>___ Metacognitive Development: Examples: Self assessments, note taking and studying techniques, and vocabulary assignments.</p> <p>___ Bridging: Examples: Think-pair-share, quick-writes, and anticipatory charts.</p> <p>___ Schema-Building: Examples: Compare and contrast, jigsaw learning, peer teaching, and projects.</p> <p>___ Contextualization: Examples: Demonstrations, media, manipulatives, repetition, and local opportunities.</p> <p>___ Text Representation: Examples: Student created drawings, videos, and games.</p> <p>___ Modeling: Examples: Speaking slowly and clearly, modeling the language you want students to use, and providing samples of student work.</p> <p>Other Techniques and Strategies used:</p> <p>___ <i>Explicit Teaching</i></p> <p>___ Group collaboration</p> <p>___ Gamification/Learning through play</p> <p>___ Answering preliminary activities/exercises</p> <p>___ Carousel</p> <p>___ Diads</p> <p>___ Differentiated Instruction</p> <p>___ Role Playing/Drama</p> <p>___ Discovery Method</p> <p>___ Lecture Method</p> <p>Why?</p> <p>___ Complete IMs</p> <p>___ Availability of Materials</p>	<p><i>Strategies used that work well:</i></p> <p>___ Metacognitive Development: Examples: Self assessments, note taking and studying techniques, and vocabulary assignments.</p> <p>___ Bridging: Examples: Think-pair-share, quick-writes, and anticipatory charts.</p> <p>___ Schema-Building: Examples: Compare and contrast, jigsaw learning, peer teaching, and projects.</p> <p>___ Contextualization: Examples: Demonstrations, media, manipulatives, repetition, and local opportunities.</p> <p>___ Text Representation: Examples: Student created drawings, videos, and games.</p> <p>___ Modeling: Examples: Speaking slowly and clearly, modeling the language you want students to use, and providing samples of student work.</p> <p>Other Techniques and Strategies used:</p> <p>___ <i>Explicit Teaching</i></p> <p>___ Group collaboration</p> <p>___ Gamification/Learning through play</p> <p>___ Answering preliminary activities/exercises</p> <p>___ Carousel</p> <p>___ Diads</p> <p>___ Differentiated Instruction</p> <p>___ Role Playing/Drama</p> <p>___ Discovery Method</p> <p>___ Lecture Method</p> <p>Why?</p> <p>___ Complete IMs</p> <p>___ Availability of Materials</p> <p>___ Pupils' eagerness to learn</p> <p>___ Group member's</p>	<p><i>Strategies used that work well:</i></p> <p>___ Metacognitive Development: Examples: Self assessments, note taking and studying techniques, and vocabulary assignments.</p> <p>___ Bridging: Examples: Think-pair-share, quick-writes, and anticipatory charts.</p> <p>___ Schema-Building: Examples: Compare and contrast, jigsaw learning, peer teaching, and projects.</p> <p>___ Contextualization: Examples: Demonstrations, media, manipulatives, repetition, and local opportunities.</p> <p>___ Text Representation: Examples: Student created drawings, videos, and games.</p> <p>___ Modeling: Examples: Speaking slowly and clearly, modeling the language you want students to use, and providing samples of student work.</p> <p>Other Techniques and Strategies used:</p> <p>___ <i>Explicit Teaching</i></p> <p>___ Group collaboration</p> <p>___ Gamification/Learning through play</p> <p>___ Answering preliminary activities/exercises</p> <p>___ Carousel</p> <p>___ Diads</p> <p>___ Differentiated Instruction</p> <p>___ Role Playing/Drama</p> <p>___ Discovery Method</p> <p>___ Lecture Method</p> <p>Why?</p> <p>___ Complete IMs</p>	<p><i>Strategies used that work well:</i></p> <p>___ Metacognitive Development: Examples: Self assessments, note taking and studying techniques, and vocabulary assignments.</p> <p>___ Bridging: Examples: Think-pair-share, quick-writes, and anticipatory charts.</p> <p>___ Schema-Building: Examples: Compare and contrast, jigsaw learning, peer teaching, and projects.</p> <p>___ Contextualization: Examples: Demonstrations, media, manipulatives, repetition, and local opportunities.</p> <p>___ Text Representation: Examples: Student created drawings, videos, and games.</p> <p>___ Modeling: Examples: Speaking slowly and clearly, modeling the language you want students to use, and providing samples of student work.</p> <p>Other Techniques and Strategies used:</p> <p>___ <i>Explicit Teaching</i></p> <p>___ Group collaboration</p> <p>___ Gamification/Learning through play</p> <p>___ Answering preliminary activities/exercises</p> <p>___ Carousel</p> <p>___ Diads</p> <p>___ Differentiated Instruction</p> <p>___ Role Playing/Drama</p> <p>___ Discovery Method</p> <p>___ Lecture Method</p> <p>Why?</p>	<p><i>Strategies used that work well:</i></p> <p>___ Metacognitive Development: Examples: Self assessments, note taking and studying techniques, and vocabulary assignments.</p> <p>___ Bridging:Examples:Think-pair-share,quick-writes,andanticipatorycharts.</p> <p>___ Schema-Building: Examples: Compare and contrast, jigsaw learning, peer teaching, and projects.</p> <p>___ Contextualization: Examples: Demonstrations, media, manipulatives, repetition, and local opportunities.</p> <p>___ Text Representation: Examples: Student created drawings, videos, and games.</p> <p>___ Modeling: Examples: Speaking slowly and clearly, modeling the language you want students to use, and providing samples of student work.</p> <p>Other Techniques and Strategies used:</p> <p>___ <i>Explicit Teaching</i></p> <p>___ Group collaboration</p> <p>___ Gamification/Learning through play</p> <p>___ Answering preliminary activities/exercises</p> <p>___ Carousel</p> <p>___ Diads</p> <p>___ Differentiated Instruction</p> <p>___ Role Playing/Drama</p> <p>___ Discovery Method</p> <p>___ Lecture Method</p> <p>Why?</p> <p>___ Complete IMs</p> <p>___ Availability of Materials</p>

	<input type="checkbox"/> Pupils' eagerness to learn <input type="checkbox"/> Group member's collaboration/cooperation in doing their tasks <input type="checkbox"/> Audio Visual Presentation of the lesson	collaboration/cooperation in doing their tasks <input type="checkbox"/> Audio Visual Presentation of the lesson	<input type="checkbox"/> Availability of Materials <input type="checkbox"/> Pupils' eagerness to learn <input type="checkbox"/> Group member's collaboration/cooperation in doing their tasks <input type="checkbox"/> Audio Visual Presentation of the lesson	<input type="checkbox"/> Complete IMs <input type="checkbox"/> Availability of Materials <input type="checkbox"/> Pupils' eagerness to learn <input type="checkbox"/> Group member's collaboration/cooperation in doing their tasks <input type="checkbox"/> Audio Visual Presentation of the lesson	<input type="checkbox"/> Pupils' eagerness to learn <input type="checkbox"/> Group member's collaboration/cooperation in doing their tasks <input type="checkbox"/> Audio Visual Presentatio of the lesson
--	-------------------------------------------------------------------------------------------------------------------------------------------------------------------------------------------------------------------	--------------------------------------------------------------------------------------------------------------------	-------------------------------------------------------------------------------------------------------------------------------------------------------------------------------------------------------------------------------------------------------------------------	------------------------------------------------------------------------------------------------------------------------------------------------------------------------------------------------------------------------------------------------------------------------------------------------------------------	------------------------------------------------------------------------------------------------------------------------------------------------------------------------------------------------------------------