



Adobe Photoshop

*Adobe Photoshop is a **graphics editing program, or image editing software, that allows you to create and manipulate visual images on the computer.**

*It is the most popular software of Adobe. Currently this software is available for Mac OS and Windows operating system. The 13th version of this software (Photoshop CS6) has been released. Two brothers named Thomas Knoll and John Knoll started Photoshop in 1987.

*Called adobe photoshop Raster Graphic Software. It is also called by name of Image Editing Software.

01. Adobe Photoshop Resolution:

- ❖ For Electronic Media resolution - 72 (DPI-Dot Per/Pixel Inch)
- ❖ For Print Media resolution - 300

02. Adobe Photoshop total color :


- BITMAP
- GRAYSCALE
- RGB
- CMYK
- LAB

→ BITMAP # 100% Black & 100% White.

→ GRAYSCALE# Various colors of black & white shade.

→ RGB # (RED, GREEN & BLUE)

RGB Colour Profile




R

Red



G

Green



B

Blue

*RGB use for electronic media.

→ CMYK#

CMYK Colour Profile



C

Cyan




M

Magenta



Y

Yellow



K

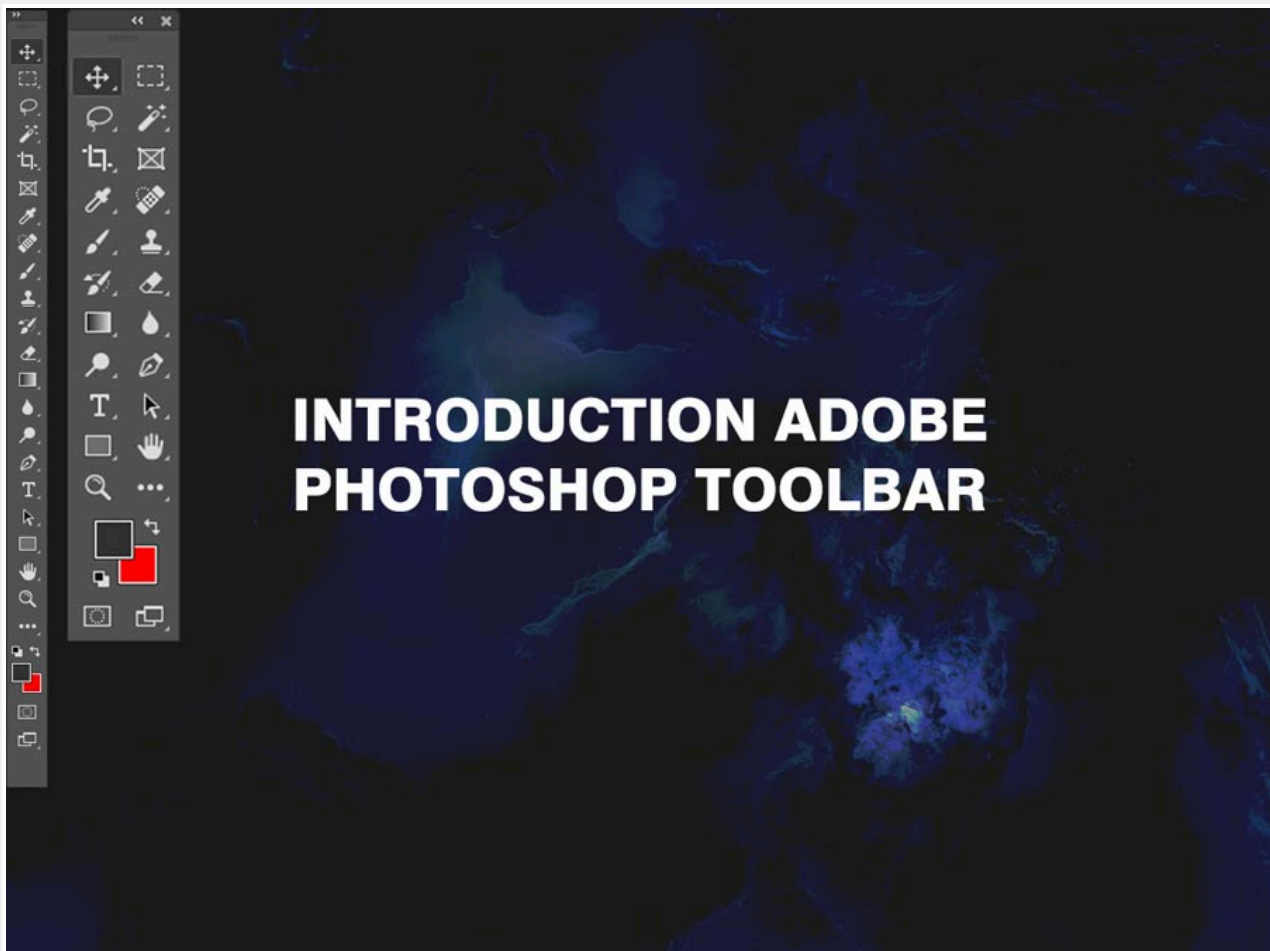
Black

CMYK use for print media

→ LAB #



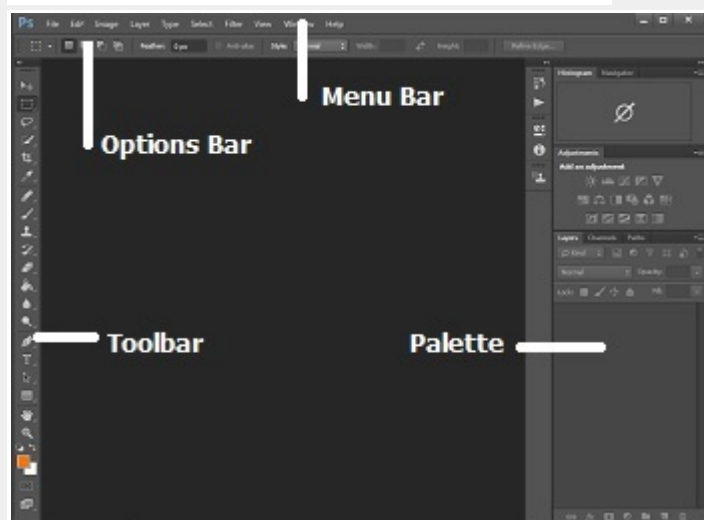
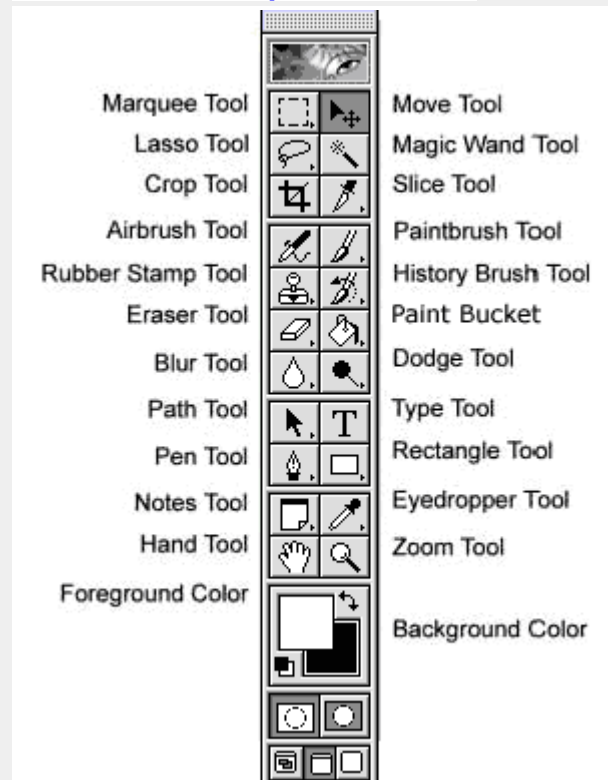
Standard 8 bit



Adobe Photoshop is divided into 5 parts:

01. 1st four (4) tools are selection tools.
02. 2nd eight (8) tools are editing tools.
03. 3rd three (3) tools are Gradient tools.
04. 4th four (4) tools are object creation tools.
05. 5th three (3) tools are zoom tools & others.

Adobe Photoshop tools name:



01. Menu Bar
02. Option Bar
03. Image Tab
04. Toolbar
05. Floating Palate

*Menu Bar

The menu bar is **used to open and save files, adjust the canvas size, access some of the editing tools, open and close various windows, and more.** The menu bar consists of 11 items: File, Edit, Image, Layer, Select, Filter, Analysis, 3D, View, Window, and Help

*Option Bar

The Options Bar is **the horizontal bar that runs underneath the Menu Bar in Photoshop.** You can turn it on and off through the Windows menu, so if you don't see it on your screen, you definitely want to turn it on with Window > Options. The job of the Options Bar is to set the options of the tool you are about to use.

* Image Tab

*Toolbar

*Floating Palate

Introduction of Control Bar:

★ The control bar is used to edit the tools of the Toolbar.