

Duo Central


[https://camas.login.duosecurity.com/devices?link_clicked=
true](https://camas.login.duosecurity.com/devices?link_clicked=true)

1. **Duo Central** will always prompt for MFA which makes it a good place to see how your MFA options behave.
2. If you do NOT have a working authentication method or are logging in for the first time, you will be guided to add a device while logging in.




Welcome to **Duo Security**

Your organization uses Duo Security to protect your identity. Create an account to get started.


[Learn more about Duo](#) 


[Get started](#)




First, add a device

You'll use this to log in with Duo. You can add another option later.

**Duo Mobile** Recommended >
Get a notification or code on your device

**Security key** >
Use a security key

**Phone number** >
Get a text message or phone call

[Need help?](#) Secured by Duo

3. Once you are logged in you can manage your devices
aka authentication methods that can be used with
Duo for MFA

Windows Hello -5/23

[Edit](#)



Windows Hello

Android

[Edit](#)



310-406-7559
Samsung SM-G990U

[I have a new phone](#)

Generic Smartphone

[Edit](#)



360-833-5565

Add a device

Log in faster with Touch ID, Duo Push,
and more

