

RESOURCES: OT 75 The Temple is Rebuilt

Instructions:

Paper Crown Instructions

- To create a crown to use with the lesson, follow [these instructions](#).

Skull/Heart Sign

- Print both signs on color paper: the skull on dark paper and the heart on red paper.
- Place both of them in the same plastic sheet protector, back to back.
- Tie a string through the two end holes of the sheet protector so it can be worn like a necklace.

Silver & Gold, Livestock, and Offering Signs

- Print on the following color paper: Silver and Gold - gold or silver, Livestock - brown, Offering - green

King Cyrus' Law

- Print on brown paper. Tear the edges to make it look old.
- Roll the paper up like a scroll and place a rubber band over the paper to keep it rolled.

Tattenai's Letter

- Do the same as you did for Cyrus' Law, except fold it in thirds instead of rolling it like a scroll.

Information Activity Sheet - Younger and Older

- There are two versions of this sheet: a tracing copy and a fill-in-the-blank version.
- Print one age-appropriate copy on white paper for each child.

Verse Drawing Sheets - Younger and Older

- There are two versions of this sheet: a tracing copy and a fill-in-the-blank version.
- Print one age-appropriate copy for each child, preferably on the back of the Information Activity Sheet.


Verse Cards

- Print on color paper.
- Cut out each card.

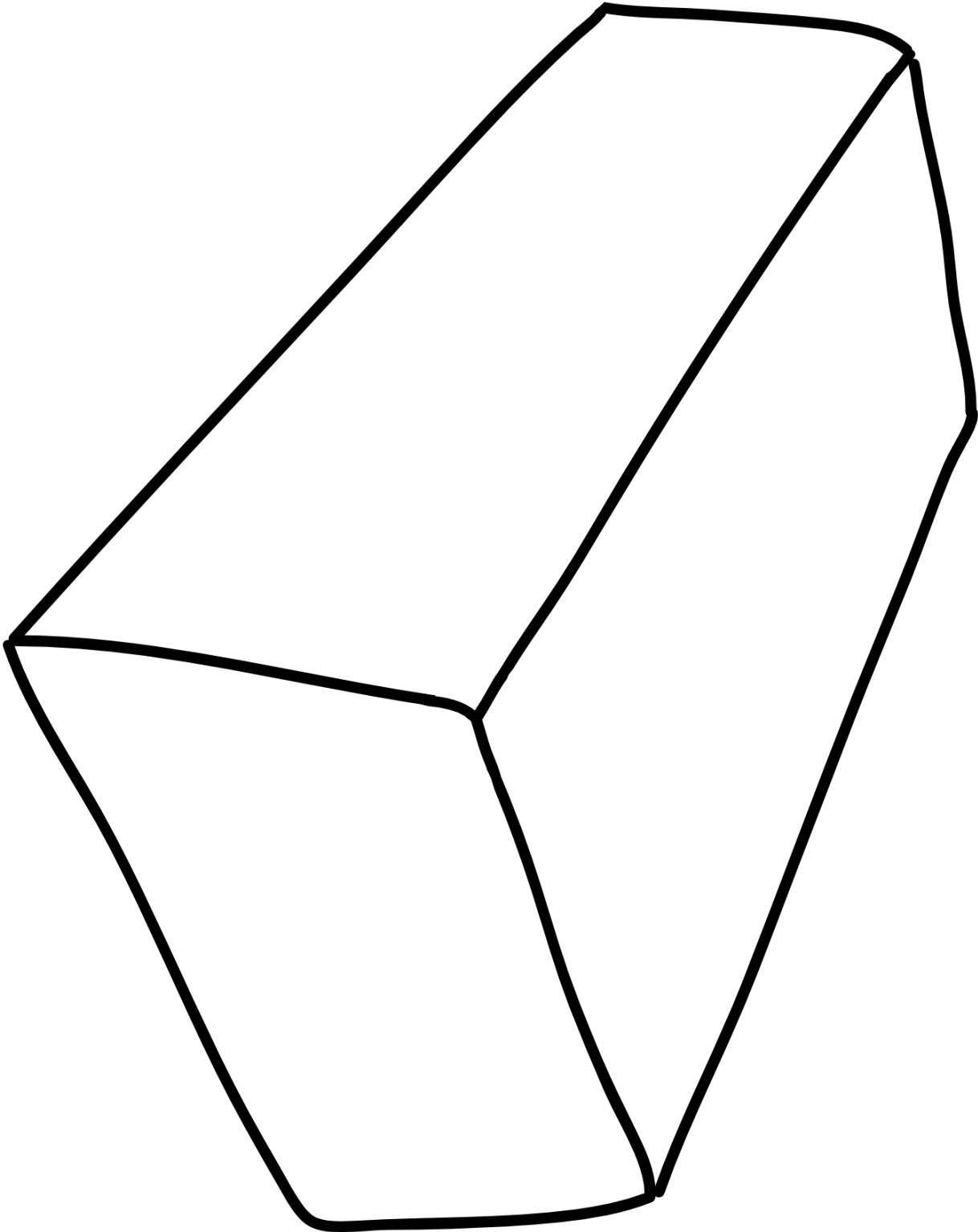
Toothpick Play Dough Brick Instructions


- Follow these instructions to learn how to make a brick out of toothpick and play dough.






SILVER AND GOLD






LIVESTOCK

OFFERINGS





THE LORD IS THE GOD OF HEAVEN. HE HAS GIVEN
ME ALL OF THE KINGDOMS ON EARTH. HE HAS
APPOINTED ME TO BUILD A TEMPLE FOR HIM ANY
ONE OF HIS PEOPLE... CAN GO UP TO JERUSALEM.
AND MAY YOUR GOD BE WITH YOU. YOU CAN BUILD
THE LORD'S TEMPLE. THE PEOPLE... MUST BRING
GOD GIFTS. THEY MUST PROVIDE HIM WITH SILVER
AND GOLD. THEY MUST BRING GOODS AND
LIVESTOCK. THEY SHOULD ALSO BRING ANY
OFFERINGS THEY CHOOSE TO. ALL OF THOSE GIFTS
WILL BE FOR GOD'S TEMPLE IN JERUSALEM.



LET A SEARCH BE MADE. FIND OUT
WHETHER KING CYRUS REALLY DID
GIVE AN ORDER TO REBUILD THIS
HOUSE OF GOD. THEN TELL US
WHAT YOU DECIDE TO DO.

**WHAT'S
THE BIG
IDEA?**

Tell your cares to God
because he cares for you.

THE LORD'S PRAYER HELPS US TELL GOD OUR CARES

Our Father in heaven, hallowed be your
name, Your kingdom come, your will be
done, on earth as it is in heaven. Give us
this day our daily bread, and forgive us
our debts, as we also have forgiven our
debtors. And lead us not into temptation,
but deliver us from evil.

**WHAT'S
THE BIG
IDEA?**

----- your cares to -----
because he ----- for you.

THE LORD'S PRAYER HELPS US TELL GOD OUR CARES

Our ----- in heaven, hallowed be your
-----, Your kingdom -----, your will be
done, on ----- as it is in ----- . Give
us this day our daily -----, and
----- us our debts, as we also have
forgiven our debtors. And lead us not into
-----, but deliver us from evil.

OT 75 - THE TEMPLE IS REBUILT

Is anyone among you
suffering? Let him pray.

Is anyone cheerful?

Let him sing praise.

JAMES 5:13 - ESV

OT 75 - THE TEMPLE IS REBUILT

Is _____ among you

_____?

Let him _____.

Is anyone _____?

Let him _____ praise.

JAMES 5:13 - ESV

1

IS ANYONE

2

AMONG
YOU

3

SUFFERING

4

LET HIM

5

PRAY

6

IS
ANYONE

7

CHEERFUL

8

LET HIM

9

SING
PRAISE

10

JAMES
5:13

How to create the Toothpick and Playdough Bricks

Materials: Toothpicks, playdough

1. Roll the play dough into small balls.
2. Poke toothpicks into the play dough balls.
3. Arrange the toothpicks and play dough balls according to the picture below.

