


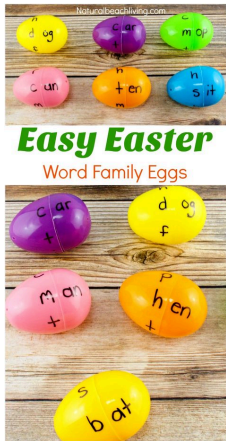

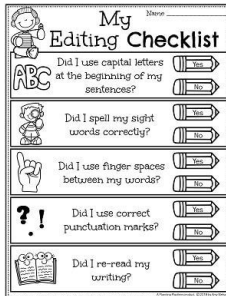


# Kindergarten Off-Campus Learning Lesson Plans

## April 6 - 10

	(Student Learning Objective) I will learn....	Lesson	Online Resources
Reading	How to develop and maintain my reading skills.	<p>Select a book on your reading level and read for 10 minutes.</p> <p><b>Practice sight words</b>  <u>Options:</u>            Write your words in sidewalk chalk - then practice reading them.            Build your words with...(beans, markers, small toys, legos, etc.)</p>    	<p>Websites with leveled book options:</p> <p><a href="https://www.hmhco.com/one/login/">https://www.hmhco.com/one/login/</a>            (Contact your teacher for user ID &amp; login)</p> <p><a href="https://www.readinga-z.com/books/leveled-books/book/?id=3823&amp;langId=1">https://www.readinga-z.com/books/leveled-books/book/?id=3823&amp;langId=1</a>            Login: Aubreyisd            PW: Chaps</p> <p><a href="http://www.hubbardscupboard.org/spring-summer-sight-word-booklets">http://www.hubbardscupboard.org/spring-summer-sight-word-booklets</a></p>
Phonics/ Word Word	Create, spell, and change to make new words	<p>Isolate beginning sound in a spoken word. I.e. Say the word man, now say it without the "m" (answer should be "an")</p> <p>Play word "i spy"- choose an item in the room and say each sound in the word- For example: " I see a /f/ /l/ /a/ /g/" and have your child listen to the word and tell you the item. (flag)</p> <p>Create three letter words by changing the first letter of the word (see word family egg/cvc word game example photos)</p>	<p>Phonics practice options:</p> <p><a href="http://Lalilo.com">Lalilo.com</a></p> <p><a href="http://www.teachyourmonstertoread.com">www.teachyourmonstertoread.com</a></p>

	 <p>Easy Easter Word Family Eggs</p>	 <p>Easter Egg CVC Word Game</p>	
Writing	<p>How to plan, develop, revise, edit and share my writing.</p>  <p>My Editing Checklist</p> <ul style="list-style-type: none"> <li>Did I use capital letters at the beginning of my sentences?</li> <li>Did I spell my sight words correctly?</li> <li>Did I use finger spaces between my words?</li> <li>Did I use correct punctuation marks?</li> <li>Did I re-read my writing?</li> </ul>	<p>Day 1: Brainstorm and list what you know about springtime (see science plans)</p> <p>Day 2: Write or draw w/labels about a spring walk around your yard or neighborhood.</p> <p>Day 3: Write a springtime story about you and a friend. Try to include first, next, then, and last.</p> <p>Day 4: Write about what Easter means to you and your family.</p> <p>Day 5: Choose your favorite writing and share with your teacher (email, remind, seesaw, hangout session, etc)</p> <p>*Continue to work on handwriting and reference checklist with all writing*</p>	<p>Handwriting:</p> <p><a href="https://www.kizphonics.com/learn-to-write-alphabet/">https://www.kizphonics.com/learn-to-write-alphabet/</a></p>
Math	<p>Compare sets of objects using comparative language.</p>	<p>Grab, Count and Compare: Grab two handfuls of buttons, coins, legos, paperclips, etc.. Count and compare quantities using equal to, more, less, greater than and fewer than.</p> <p>Students will roll dice or draw a number out of a hat, record both numbers on a piece of paper, and compare each of the numbers by using the correct phrase. Circle the number that is MORE.</p> <p>Play Compare! You'll need a deck of cards. It's very similar to "War"--the person with the number that is more than(highest card) wins and</p>	<p>Math Istation:</p> <p><a href="https://www.istation.com/">https://www.istation.com/</a></p> <p>Comparing Numbers For Kids:</p> <p><a href="https://www.youtube.com/watch?v=E34PAOGRNk&amp;t=144s">https://www.youtube.com/watch?v=E34PAOGRNk&amp;t=144s</a></p> <p>Number Gators Song:</p> <p><a href="https://www.youtube.com/watch?v=M6Efzu2slaI">https://www.youtube.com/watch?v=M6Efzu2slaI</a></p>

		gets to collect those cards.	
<b>Social Studies</b>	Easter Holiday - Choose an activity or visit a link.	<ul style="list-style-type: none"> <li>-Do a direct draw of an Easter Bunny/see link.</li> <li>-write a list of things you know about Easter.</li> <li>-Make an original headband with bunny ears and hop around like a bunny.</li> <li>-sort jelly beans by color.</li> <li>-cut an oval out paper and finger paint or decorate your Easter egg.</li> <li>-fill plastic eggs with small objects from around the house. See if your parents can guess what's inside.</li> <li>-Dye Easter eggs and Hunt for them</li> <li>-Make an Easter Card for a friend or family member.</li> <li>-Make a trap and see if you can catch the Easter Bunny. Don't forget to leave some carrots in the trap.</li> </ul>	<p>(direct draw instructions)  <a href="http://artventurous.blogspot.com/2014/04/easter-bunny.html">http://artventurous.blogspot.com/2014/04/easter-bunny.html</a></p> <p>(fun facts about Easter)  <a href="https://youtu.be/h8xqNh4Y9Og">https://youtu.be/h8xqNh4Y9Og</a></p> <p>(here comes peter Cotton tail poem)  <a href="https://youtu.be/q7UXYvRRZFc">https://youtu.be/q7UXYvRRZFc</a></p> <p>(bunny Hokey Pokey)  <a href="https://youtu.be/X2HL2oR94Sw">https://youtu.be/X2HL2oR94Sw</a></p> <p>(Too Many Carrots Read Aloud)  <a href="https://youtu.be/GrpzOkQp4eU">https://youtu.be/GrpzOkQp4eU</a></p> <p>(Pete The Cats Easter Read Aloud)  <a href="https://youtu.be/BakRa62GLbQ">https://youtu.be/BakRa62GLbQ</a></p> <p>(Chickens Aren't the Only ones Read Aloud)  <a href="https://youtu.be/jIRfD7TTci4">https://youtu.be/jIRfD7TTci4</a></p>
<b>Science</b>	Spring	<ul style="list-style-type: none"> <li>-Go on a walk around your neighborhood/house and see if you can find signs of springtime.</li> <li>-Create a list or pictures of everything you know about Spring.</li> <li>-Draw a picture of your favorite thing to do during Springtime.</li> </ul>	<p><a href="#">Fletcher and the Springtime Blossoms by Julia Rawlinson (Author)</a></p> <p><a href="#">The Signs of Spring</a></p> <p><a href="#">The Science of Spring!</a></p> <p><a href="#">How Do You Know It's Spring? Stories for Kids</a></p>
<b>Daily Activities</b>	Reading-Develop and maintain reading skills	<p>Select a book at your child's reading level and have your child read to you each night.</p> <p>Choose 10 sight words to practice. If you master them, select a few more.</p>	<p><a href="https://www.hmhco.com/one/login/">https://www.hmhco.com/one/login/</a>            (Contact your teacher for user ID &amp; login)</p>
	ESL Mrs. Davis' class only	Write sentences using the sight words: did, and, the, can, you	Get on istation for 20-30 minutes if you can.

## Music Kinder, 1st, and 2nd Weekly Lesson Guide

	SUBJECT	(Student Learning Objective) I will learn....	NON-Tech Option	Tech Option
<b>Monday</b>	Music	Students will learn about and experience the sounds of the instrument families in the orchestra.		Watch this video and discuss what sections of the orchestra you learned about: <a href="#">★ Disney Little Einsteins Leo and the Musical Families (Educational Musical Game)</a>
<b>Tuesday</b>	Music	Students will explore the instrument families of the orchestra.		Go to this link: <a href="https://www.classicsforkids.com/games.html">https://www.classicsforkids.com/games.html</a> and click on the “Open Instruments of the Orchestra” button. Listen to and read about the families.
<b>Wednesday</b>	Music	Students will virtually build an instrument.		Build an instrument with Pinkalicious! <a href="https://pbskids.org/pinkalicious/games/pinkaperfect-band">https://pbskids.org/pinkalicious/games/pinkaperfect-band</a>
<b>Thursday</b>	Music	Students will create their own instrument.	Look around your house and find different objects that you can make an instrument out of! Water bottles, bowls, toys, anything can be used to make music. Use these found objects to make an instrument.	
<b>Friday</b>	Music	Students will demonstrate how to use their created instrument.	Using your newly created instrument, demonstrate for your family how to play it. Explain what instrument family it belongs to, and give it a name!	Have a family member video your demonstration and send it to Mrs. Moose <a href="mailto:emoose@aubreyisd.net">emoose@aubreyisd.net</a> or Mrs. Lee <a href="mailto:alee@aubrey.net">alee@aubrey.net</a>

# FITNESS BINGO #1

Try to get five in a row! (horizontal, diagonal, vertical!) You can get a parent/guardian to initial inside each box when you complete the task OR you can color it in :)

If you want to show me your bingo, you can take a picture of this and email it to me at [bkimball@aubreyisd.net](mailto:bkimball@aubreyisd.net)

HAVE FUN!!

-Coach Kimball & Coach Kincaid

Go for a 10 minute walk.	Read at least 20 pages in a book.	Cook one new healthy recipe with your family	Do 6 laps around your home.	Eat 3 cups of veggies in a day.
Try something new! Write below:  _____	30 jumping jacks	10 push ups  20 squats  30 curl ups	Play outside for 20 minutes.	20 Lunges (alternate legs)  20 Calf Raises (up on your toes)
30 catches with a ball or item of your choice	Your choice of fitness based activity for 20 minutes	<b>FREE SPACE</b>	Go for a 20 minute walk.	Play a game with your family. (cards, sport, board game, etc.)
45 second plank	Play outside for 20 minutes	Eat 3 cups of veggies in a day	Read at least 10 pages in a book.	10 push ups 10 Curl Ups 10 Squats 10 second Butterfly Stretch
Give a compliment to each person in your house.	Jog in place for 1 minute	Your choice active activity For 10 minutes	Drink at least 5 cups of water in a day.	Help clean the germs in at least one room in your home.