

How to Access Course Materials: Waymaker

Waymaker Digital Courseware from Lumen Learning

Introducing Waymaker

This course uses Lumen’s Waymaker digital courseware for instructional materials, online practice, and quizzes. Waymaker is very affordable and easy to use. Based on your scores on pretests, self-checks and quizzes, it provides personalized guidance about where you should focus to strengthen your learning. Because Waymaker uses [open educational resources \(OER\)](#) you can also retain access to the textbook forever.

Accessing Waymaker Course Materials

You’ll access all Waymaker course materials inside our learning management system, D2L. Just log into the course site and navigate to the course content.

Use the “Study Plan” link in any module to access the text and other learning activities. You’ll also see links for quizzes, discussions, and other assignments. Check out “Succeeding with Waymaker” for a quick overview of how Waymaker works.




Paying for Waymaker Course Activation

You can start using Waymaker course materials right away, but to access graded quizzes throughout the course, you’ll need to pay for course activation. To do this:

1. Go to your D2L course site
2. Click into any graded quiz
3. Choose a payment option on the screen that appears:
 - a. Enter an activation code purchased at the campus bookstore
 - b. Enter credit card payment (\$35)
 - c. Use a free pass (2 allowed per course)
4. Enter the payment information. (Let your instructor know if you have problems.)
5. You’re all set!

Course Assessment Activation

To access this and future assessments for this course, select an option below. Course content is always available and free.

 Enter Activation Code ⓘ	<input type="button" value="Enter Code"/>
 Pay \$35 Activation Fee Online	<input type="button" value="Pay Now"/>
 Use a Free Pass to Access Assessment 1 of 2 Passes Available	<input type="button" value="Use Pass"/>