

Issue 1

THE Keuscher corner



The Academic Newsletter from Mr.
Keuscher's American History and Government
Class at Woodbridge Middle School

SEPTEMBER, 2025



Highlights

Add 2-3 sentences highlighting impactful recent work.
Use action verbs to highlight accomplishments and to capture reader attention.

1. Who is Mr. Keuscher?




I have been a dedicated educator at WMS for the past 20 years, where I have taught Civics, World History, and American History. I like to bring energy and depth to my lessons. I strive to make history meaningful and relevant to all students.

I am a lifelong learner who attended Middlesex County College, Kean University, Georgian Court University, and Walden University, continually expanding my knowledge and sharpening my teaching craft.

Outside the classroom, I enjoy hard rock music and playing guitar. I am also a proud husband and father of two boys, balancing my passion for teaching with a strong commitment to family life.

2. ABOUT TOPICS 1-6



Lessons for September:

Topics 1 & 2 : Exploring the Americas (Unit 1)
Topic 3: Origins of a New Nation (Unit 1)
Topic 4: Life in the American Colonies (Unit 1)

.

COURSE SUMMARY:

Lecture Presentations for September 2025:

📅 Topic 1 & 2: Exploring the Americas

This American History course provides an in-depth exploration of the key events, ideas, and people that shaped the United States from its early beginnings through major turning points in the 19th century. Students will begin by examining the development of the American colonies and the cultural, political, and economic foundations they laid. The course then covers the causes and consequences of the American Revolution, as well as the creation of foundational documents such as the Declaration of Independence and the U.S. Constitution.

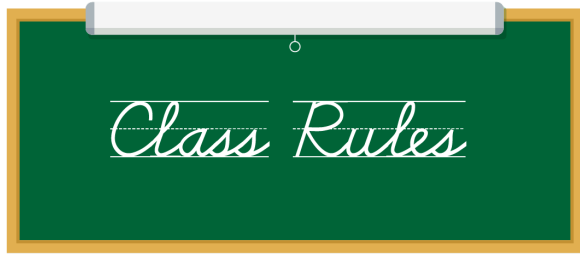
As the nation expanded westward, students will study the concept of Manifest Destiny and its impact on Native populations, territorial growth, and national identity. The course also delves into the Civil War, exploring the root causes of the conflict, key battles, major figures, and the lasting effects on the nation. The Reconstruction era is examined for its efforts to reunify the country and address the rights of formerly enslaved people.

In addition to these major topics, students will explore broader themes such as the development of democracy, the struggle for civil rights, and the ongoing evolution of American ideals. This course provides a comprehensive understanding of how the United States was shaped by conflict, compromise, and the pursuit of a more perfect union.

[Topic 3](#)

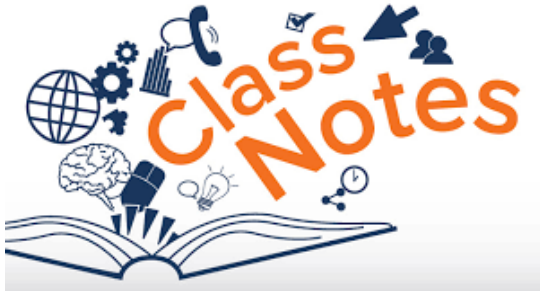
Year-long Reminders

Provide a high-level overview of recent events or activities impacting the organization or community.



Class Rules

1. **Respect All** – Treat everyone (classmates, teacher, school property) with kindness and respect.
2. **Wait to Be Called On** – Raise your hand and wait your turn to speak.
3. **Be and Stay On Task** – Focus on your work and use time wisely.
4. **Be Prepared & Be On Time** – Bring materials, homework, and a ready-to-learn attitude.
5. **Take Personal Responsibility** – Own your actions and choices.
6. **Water Only** – You may bring a clear water bottle; no other drinks allowed.
7. **Ask to Leave Your Seat** – Stay in your seat unless given permission to move.



CLASS NOTES

[Class Notes](#)

[Course Syllabus](#)



Student Recognition

WHY STUDY AMERICAN HISTORY?



1. It Helps Us Understand Who We Are

U.S. history tells the story of how the country was founded, how it grew, and how it has changed over time. By studying it, we learn about the **people, ideas, and events** that shaped the nation—from the fight for independence to civil rights movements.

🧠 2. It Teaches Critical Thinking

History isn't just about memorizing dates—it's about asking questions:

- Why did this happen?

- Who benefited?
- What could have been done differently?

This helps students become **informed thinkers** who can analyze complex issues.

3. It Builds Civic Awareness

Understanding U.S. history helps students:

- Learn how the government works
- Recognize the importance of **voting, rights, and responsibilities**
- See how **ordinary people** have made a difference

This creates **engaged citizens** who are more likely to participate in democracy.



4. It Shows the Struggles and Progress

U.S. history includes both moments of pride and moments of injustice. Learning about slavery, segregation, immigration, and protest movements gives us a more honest, **complete picture** of the country's journey—and reminds us there is always room for improvement.



5. It Connects to the World Today

Many of today's issues—such as race relations, political debates, and immigration—have deep historical roots. Understanding where these issues come from helps us have

smarter conversations about them now.

 **In Short:**

Learning U.S. history helps us become smarter, more thoughtful, and more responsible people. It gives us the tools to understand our country—and the power to shape its future.

Issue 2


Newsletter name

Company name or tagline •  Date

Highlights

Add 2-3 sentences highlighting impactful recent work.
Use action verbs to highlight accomplishments and to
capture reader attention.

1. Project name



Milestones

Celebrate recent achievements, successes, or significant progress. Include 2-3 brief highlights with metrics or visuals to show impact.

MORE DETAILS:

[📎 File](#)


Announcements

Share 1-2 important updates or new initiatives. Keep announcements concise and informative. Include dates, links, or calls to action.

MORE DETAILS:

[📎 File](#)

2. Project name




Milestones

Celebrate recent achievements, successes, or significant progress. Include 2-3 brief highlights with metrics or visuals to show impact.

MORE DETAILS:

[File](#)



Announcements


Share 1-2 important updates or new initiatives. Keep announcements concise and informative. Include dates, links, or calls to action.

MORE DETAILS:

[File](#)


Community spotlights

Provide a high-level overview of recent events or activities impacting the organization or community.




Spotlight 1

Add an image and caption highlighting specific details or achievements.



Spotlight 2

Add an image and caption highlighting specific details or achievements.





Spotlight 3

Add an image and caption highlighting specific details or achievements.

Mark your calendar!

List upcoming events, workshops, or training sessions. Include dates, important notes, and who to contact for more information.

Event	How to participate	Contact
 Calendar event	Add details about how to participate or prepare	 Person

 Calendar event

Add details about how to participate or prepare

 Person

 Calendar event

Add details about how to participate or prepare

 Person

 Calendar event

Add details about how to participate or prepare

 Person

About us

Provide information about your team, including photos or sketches and contact information.

Provide a way for readers to send feedback, subscribe, or share the newsletter, if applicable.

The team



Person

Role

Focus area



Person

Role

Focus area



Person

Role

Focus area



Person

Role

Focus area



 Person

Role

Focus area



 Person

Role

Focus area

Feedback & suggestions

Provide a way to get in touch and encourage readers to share feedback, suggestions, or ideas by contacting the team.

Company name
Contact us: email address

SOCIAL LINK

SOCIAL LINK

SOCIAL LINK

Issue 3

Newsletter name


Company name or tagline •  Date



Highlights

Add 2-3 sentences highlighting impactful recent work.
Use action verbs to highlight accomplishments and to
capture reader attention.

1. Project name



Milestones

Celebrate recent achievements, successes, or significant progress. Include 2-3 brief highlights with metrics or visuals to show impact.

MORE DETAILS:

[📎 File](#)


Announcements

Share 1-2 important updates or new initiatives. Keep announcements concise and informative. Include dates, links, or calls to action.

MORE DETAILS:

[📎 File](#)

2. Project name




Milestones

Celebrate recent achievements, successes, or significant progress. Include 2-3 brief highlights with metrics or visuals to show impact.

MORE DETAILS:

[File](#)



Announcements


Share 1-2 important updates or new initiatives. Keep announcements concise and informative. Include dates, links, or calls to action.

MORE DETAILS:

[File](#)


Community spotlights

Provide a high-level overview of recent events or activities impacting the organization or community.




Spotlight 1

Add an image and caption highlighting specific details or achievements.



Spotlight 2

Add an image and caption highlighting specific details or achievements.





Spotlight 3

Add an image and caption highlighting specific details or achievements.

Mark your calendar!

List upcoming events, workshops, or training sessions. Include dates, important notes, and who to contact for more information.

Event	How to participate	Contact
 Calendar event	Add details about how to participate or prepare	 Person

 Calendar event

Add details about how to participate or prepare

 Person

 Calendar event

Add details about how to participate or prepare

 Person

 Calendar event

Add details about how to participate or prepare

 Person

About us

Provide information about your team, including photos or sketches and contact information.

Provide a way for readers to send feedback, subscribe, or share the newsletter, if applicable.

The team



 Person

Role

Focus area



 Person

Role

Focus area



 Person

Role

Focus area



 Person

Role

Focus area



 Person

Role

Focus area



 Person

Role

Focus area

Feedback & suggestions

Provide a way to get in touch and encourage readers to share feedback, suggestions, or ideas by contacting the team.

Company name
Contact us: email address

SOCIAL LINK

SOCIAL LINK

SOCIAL LINK

