

Purpose

- Students will identify and sort angles into 4 categories; acute, obtuse, right, and straight angles.

Materials

- Sorting Cards - Attached after Lesson Plan
 - Print on different color card stock to differentiate groups
- Heading Cards - Attached after Lesson Plan (1 per team)
- Cones or Poly Spots (optional but very helpful)
- [Classroom Exercise Sheet](#) / [Exercise Posters](#)

Length
25 min.

Introduction

Review the different angles by acting them out as you call them out.

Relay

Directions

1. Divide the class into teams no larger than 5.
2. Each group will have a specific cone color or spot as their starting point.
3. Set a cone with items or simply drop items in a pile for students to retrieve a few feet away.
4. The students should stand in a line behind the start cone.
5. When the teacher says the 'magic word', the student will skip, hop, march, jump, etc. to retrieve an item and bring it back to their team.
 - a. To help keep order, have the next student wait until you say go for them to move.
6. Continue relay until all cards are collected.
7. In their team space, have students work together to sort or match up their cards.

or

Stations

Directions

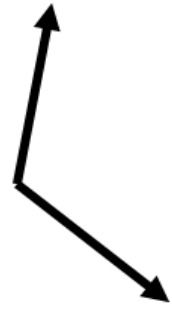
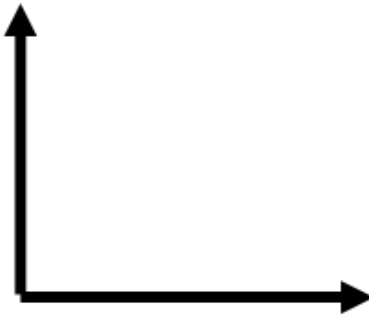
1. Set up 6 stations around the room with a pile of materials at each station.
2. Divide students in groups no bigger than 5.
3. Send each group to a station.
4. Have the students work as a team to sort, order, or match the cards.
5. Once they are finished, have them do an assigned movement to show they are done.
 - a. The teacher or a student can pick the move.
6. Check the groups that are doing the assigned movement, if correct, have them mix up their cards and choose a new movement.
7. Continue until all groups have been checked.
8. Then have groups move to a new set of cards.
9. Repeat steps 4-8 until time is up or they have done each of the stations.

Cool Down

Choose a [cool down option](#) and have students repeat the 'I can' statement.

Modifications

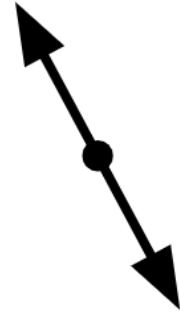
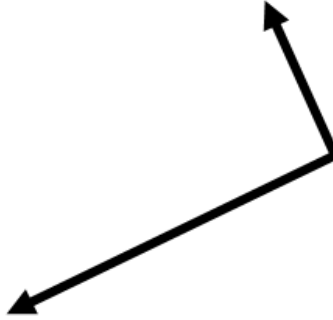
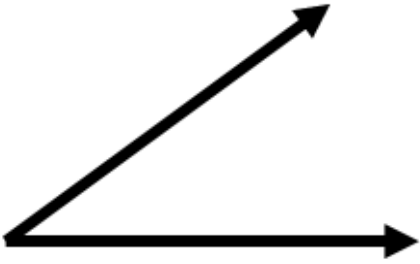
Students may relay to get their teams cards. Then they can rotate through the stations.



grfit4kids.org  @ActiveClassroomsRVA

grfit4kids.org  @ActiveClassroomsRVA

grfit4kids.org  @ActiveClassroomsRVA



grfit4kids.org  @ActiveClassroomsRVA

grfit4kids.org  @ActiveClassroomsRVA

grfit4kids.org  @ActiveClassroomsRVA



181°

grfit4kids.org  @ActiveClassroomsRVA

grfit4kids.org  @ActiveClassroomsRVA

grfit4kids.org  @ActiveClassroomsRVA

45°

90°

180°


grfit4kids.org  @ActiveClassroomsRVA

grfit4kids.org  @ActiveClassroomsRVA

grfit4kids.org  @ActiveClassroomsRVA



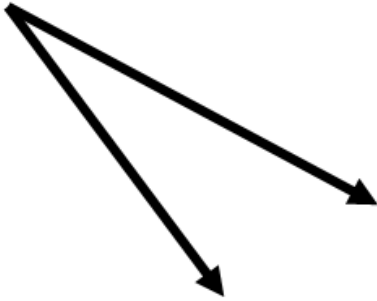
grfit4kids.org Fit4Kids @ActiveClassroomsRVA



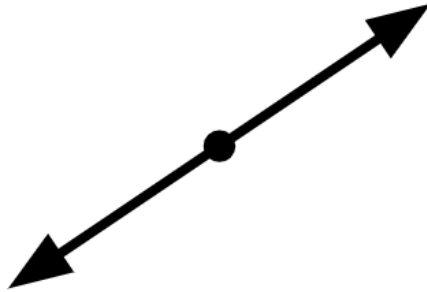
grfit4kids.org Fit4Kids @ActiveClassroomsRVA



grfit4kids.org Fit4Kids @ActiveClassroomsRVA



grfit4kids.org Fit4Kids @ActiveClassroomsRVA



grfit4kids.org Fit4Kids @ActiveClassroomsRVA




grfit4kids.org Fit4Kids @ActiveClassroomsRVA

98°

grfit4kids.org Fit4Kids @ActiveClassroomsRVA

30°

grfit4kids.org Fit4Kids @ActiveClassroomsRVA



grfit4kids.org Fit4Kids @ActiveClassroomsRVA

60°

grfit4kids.org Fit4Kids @ActiveClassroomsRVA

90°

grfit4kids.org Fit4Kids @ActiveClassroomsRVA

180°

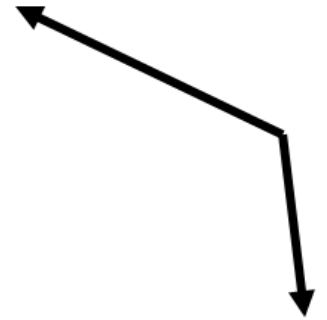
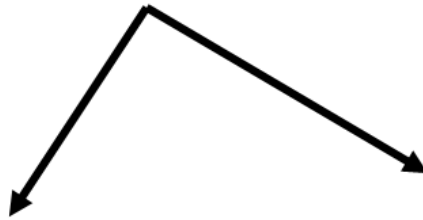
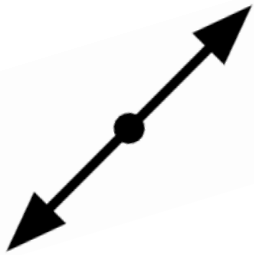
grfit4kids.org Fit4Kids @ActiveClassroomsRVA



grfit4kids.org  @ActiveClassroomsRVA

grfit4kids.org  @ActiveClassroomsRVA

grfit4kids.org  @ActiveClassroomsRVA

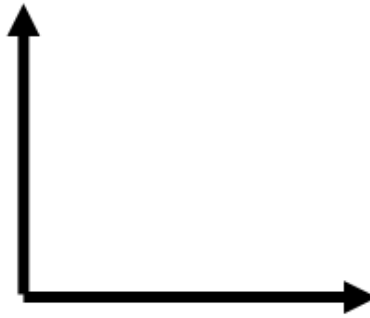


grfit4kids.org  @ActiveClassroomsRVA

grfit4kids.org  @ActiveClassroomsRVA

grfit4kids.org  @ActiveClassroomsRVA

10°



grfit4kids.org  @ActiveClassroomsRVA

grfit4kids.org  @ActiveClassroomsRVA

grfit4kids.org  @ActiveClassroomsRVA

99°

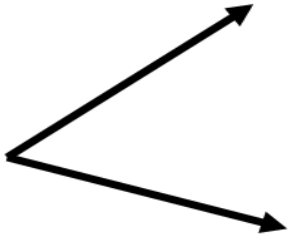
90°

180°

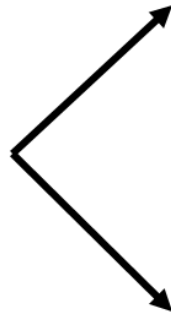
grfit4kids.org  @ActiveClassroomsRVA

grfit4kids.org  @ActiveClassroomsRVA

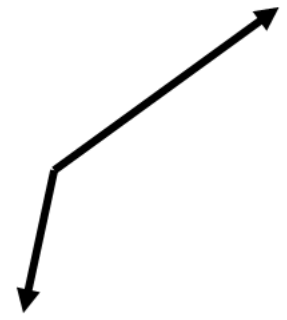
grfit4kids.org  @ActiveClassroomsRVA



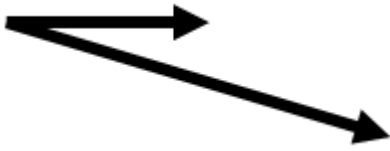
grfit4kids.org Fit4Kids @ActiveClassroomsRVA



grfit4kids.org Fit4Kids @ActiveClassroomsRVA



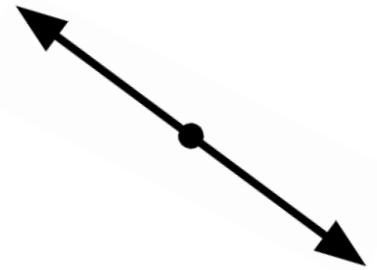
grfit4kids.org Fit4Kids @ActiveClassroomsRVA



grfit4kids.org Fit4Kids @ActiveClassroomsRVA



grfit4kids.org Fit4Kids @ActiveClassroomsRVA



grfit4kids.org Fit4Kids @ActiveClassroomsRVA



grfit4kids.org Fit4Kids @ActiveClassroomsRVA

15°

grfit4kids.org Fit4Kids @ActiveClassroomsRVA

37°

grfit4kids.org Fit4Kids @ActiveClassroomsRVA

112°

grfit4kids.org Fit4Kids @ActiveClassroomsRVA

90°

grfit4kids.org Fit4Kids @ActiveClassroomsRVA

180°

grfit4kids.org Fit4Kids @ActiveClassroomsRVA



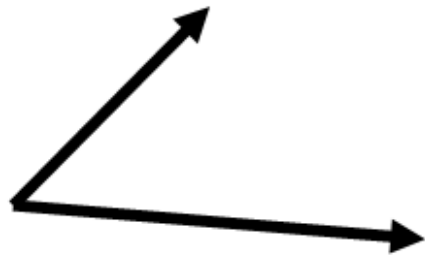
grfit4kids.org  @ActiveClassroomsRVA



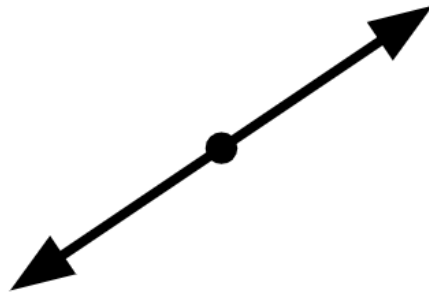
grfit4kids.org  @ActiveClassroomsRVA



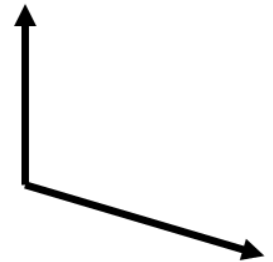
grfit4kids.org  @ActiveClassroomsRVA



grfit4kids.org  @ActiveClassroomsRVA



grfit4kids.org  @ActiveClassroomsRVA



grfit4kids.org  @ActiveClassroomsRVA



grfit4kids.org  @ActiveClassroomsRVA



grfit4kids.org  @ActiveClassroomsRVA

145⁰

grfit4kids.org  @ActiveClassroomsRVA

8⁰

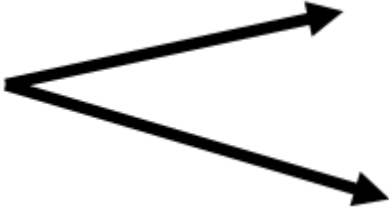
grfit4kids.org  @ActiveClassroomsRVA

90⁰

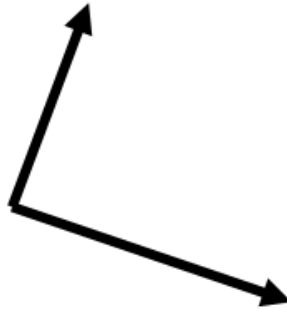
grfit4kids.org  @ActiveClassroomsRVA

180⁰

grfit4kids.org  @ActiveClassroomsRVA




grfit4kids.org  @ActiveClassroomsRVA



grfit4kids.org  @ActiveClassroomsRVA



grfit4kids.org  @ActiveClassroomsRVA



grfit4kids.org  @ActiveClassroomsRVA



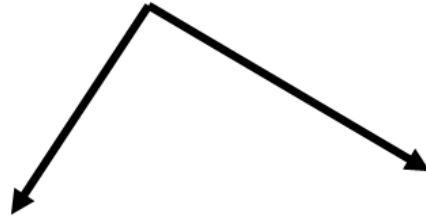
grfit4kids.org  @ActiveClassroomsRVA




grfit4kids.org  @ActiveClassroomsRVA

20°

grfit4kids.org  @ActiveClassroomsRVA



grfit4kids.org  @ActiveClassroomsRVA



grfit4kids.org  @ActiveClassroomsRVA

89°

grfit4kids.org  @ActiveClassroomsRVA

90°

grfit4kids.org  @ActiveClassroomsRVA

180°

grfit4kids.org  @ActiveClassroomsRVA

Acute Angle



grfit4kids.org  @ActiveClassroomsRVA

Acute Angle



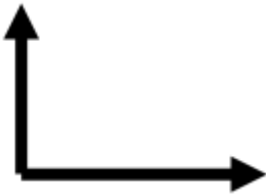
grfit4kids.org  @ActiveClassroomsRVA

Acute Angle



grfit4kids.org  @ActiveClassroomsRVA

Right Angle



grfit4kids.org  @ActiveClassroomsRVA

Right Angle



grfit4kids.org  @ActiveClassroomsRVA

Right Angle



grfit4kids.org  @ActiveClassroomsRVA

Obtuse Angle



grfit4kids.org  @ActiveClassroomsRVA

Obtuse Angle



grfit4kids.org  @ActiveClassroomsRVA

Obtuse Angle



grfit4kids.org  @ActiveClassroomsRVA

Straight Angle



grfit4kids.org  @ActiveClassroomsRVA

Straight Angle



grfit4kids.org  @ActiveClassroomsRVA

Straight Angle



grfit4kids.org  @ActiveClassroomsRVA