

Name: _____

Tile Patterns (Challenge Option)

Pattern #1

Study this tile pattern:

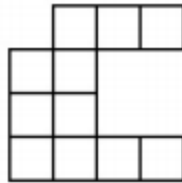


Fig. 2

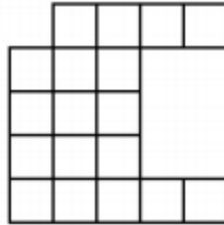


Fig. 3

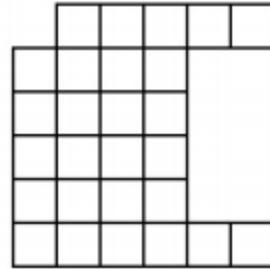
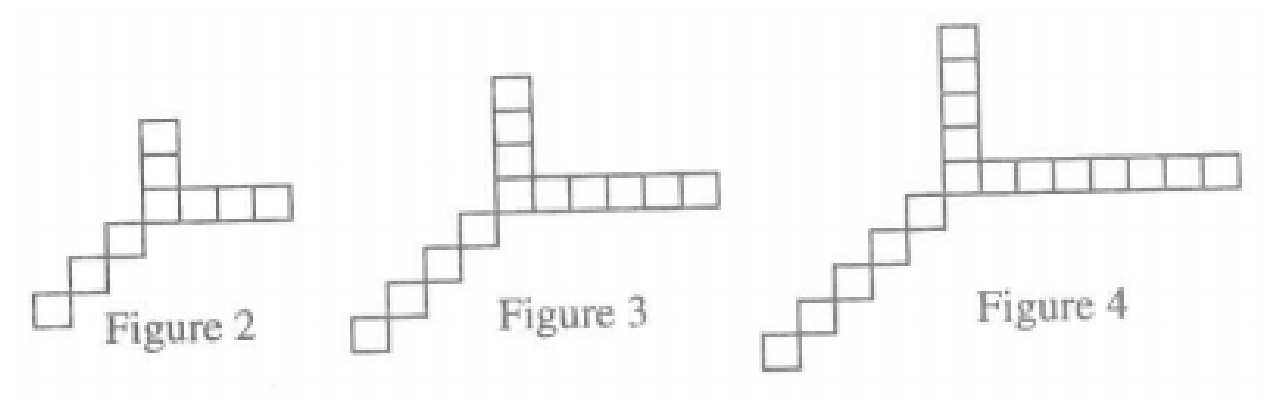


Fig. 4

1. How do you see the shapes growing?
2. What would figure #100 look like?
3. What if you went backward? What would figure -1 look like?
4. Is there a rule to predict the number of tiles for any figure #?

Pattern #2



5. How do you see the shapes growing?
6. What would figure #100 look like?
7. What if you went backward? What would figure -1 look like?
8. Is there a rule to predict the number of tiles for any figure #?