




Name: _____

Skill Needing Revision: _____

Didn't Meet the Standard? Now What...

So you need more time to learn this skill. No big deal. You can have it. Here's a plan to move you to proficiency with the skill.

****Student must have completed all work (including HW) prior to receiving a mode of 2 in order to qualify for a reassessment****

I Will Do the Following: Needs to be started within a week of receiving a MODE of 2 on the skill. Start Date: _____	Date Completed	How did I do?
1) Assessment Corrections and Error Analysis I will <u>correct the errors</u> to each missed problem on ALL assessments involving the skill on the Assessment Correction sheet provided. I will clarify concepts when necessary by meeting with my teacher, parent, adult, or a qualified peer. I will staple my corrections to this plan sheet.		<div style="text-align: right;"> <input type="checkbox"/> All good!  </div> <div style="text-align: right;"> <input type="checkbox"/> Have ?s.  </div>
2) Meet with Teacher I will go over my corrections and be prepared to verbally <u>explain</u> the error(s) in my original thinking when I meet with my teacher. I will set up my reassessment date. (see below)		Teacher Comment
3) Additional Practice I will show evidence of problems that I worked on. (See Resources on 8th Grade Website for problems. Be sure to staple work (your proof) to this plan sheet.)		<div style="text-align: right;"> <input type="checkbox"/> All good!  </div>

When Will I Show Proficiency?

Date: _____ Time: _____ Initialed by Teacher: _____

If additional Reassessment dates are needed then use the lines below to set them up.

Date: _____ Time: _____ Initialed by Teacher: _____

Date: _____ Time: _____ Initialed by Teacher: _____