

1.


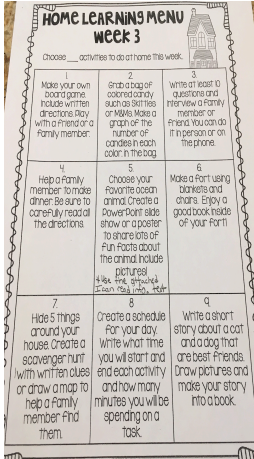

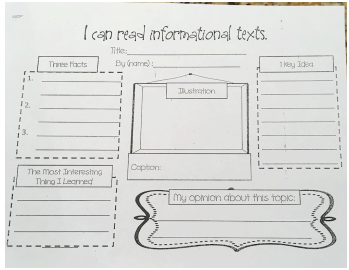








2nd GRADE LEARNING MENU

Week of: May 18-21, 2020

[Week of May 11-May 15 Learning Menu](#)

- Don't forget to complete your [ATTENDANCE](#)
- *****NEW***** [STUDENT END OF THE YEAR CHECKOUT](#)
- We hope to see you on Thursday from 6:45-7:30 p.m. during Happy Trails

Reading	Spelling/Writing	Math	Science	Social Studies
 	 		 <p>I know this is supposed to be off-line, but I came across this great video and just had to share!</p> <p>Take a look at this video to learn more about the properties of Oobleck and instructions on making it. It's such cool stuff.</p> <p>How to Make Oobleck</p>	

Chinese Immersion Practice (for immersion students)			World Chinese Practice (for non-immersion students)	Encore
 <ul style="list-style-type: none"> Log into Clever and read the Mandarin Matrix books assigned to you before. 	 <ul style="list-style-type: none"> Use the worksheets placed in your bag to practice writing Chinese characters and sentences. 		Click HERE for your two Chinese classes for the week	Click HERE for your Art, Music, P.E. classes for the week.
Teacher Office Hours: Mrs. Blackert Mrs. Rosser				

<u>Mrs. Wong</u> <u>Laoshi Cai</u>	
---------------------------------------	--