

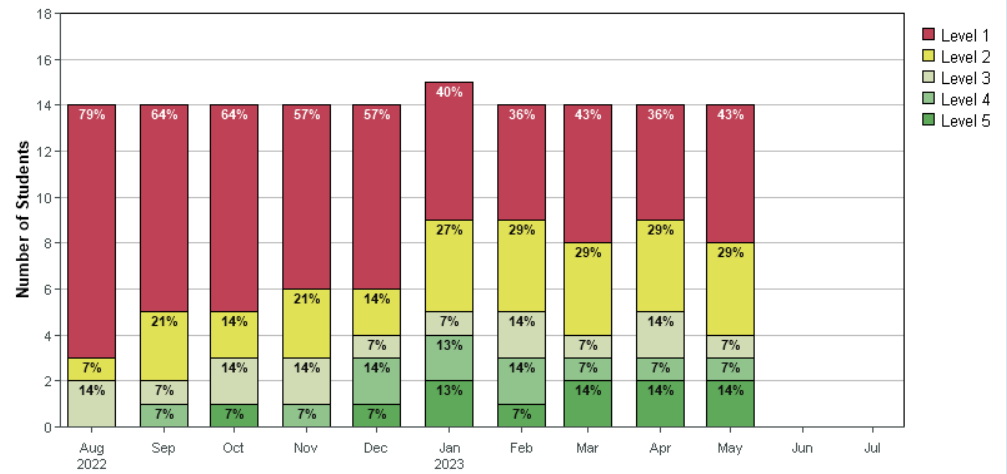
San Antonio School Monthly Report

Penny Wharton, Principal
Socorro Consolidated Schools
May 2023

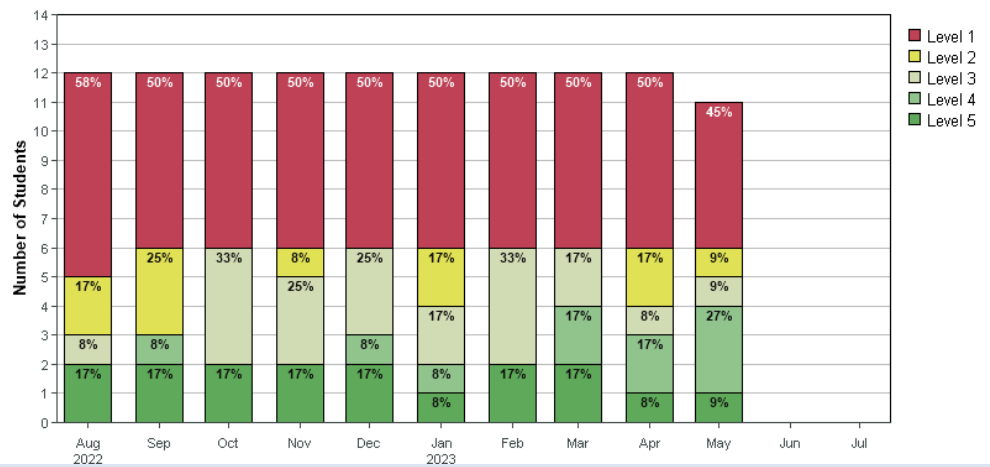


| Date | May 18, 2023 | | | | | | | | | | | | | | | | | | | | | | | | | | | | | | | | | | | | | | | | | | | | | | | | | | | | | | | | | | | | | | | | | | | | | | | | | | | | | | |
|---------------------------------|---|---------|---------|---------|---------|---------|---------|----------|-----|-----|-----|-----|-----|-----|-----|-----|-----|-----|-----|-----|-----|-----|-----|-----|-----|-----|-----|-----|-----|-----|-----|-----|-----|-----|-----|-----|-----|----------|-----|-----|-----|-----|-----|-----|-----|-----|-----|----|----|-----|-----|-----|----|-----|-----|-----|-----|-----|-----|----|-----|-----|-----|-----|-----|-----|----|-----|--|--|--|--|--|-----|--|--|--|--|--|
| Current Enrollment | K - 11 1st- 14 2nd-12 3rd- 9 4th- 8 5th- 9 Total: 63 | | | | | | | | | | | | | | | | | | | | | | | | | | | | | | | | | | | | | | | | | | | | | | | | | | | | | | | | | | | | | | | | | | | | | | | | | | | | | | |
| Current Attendance Rate | K - 84.09% 1st- 89.88% 2nd- 93.06% 3rd- 97.22% 4th- 86.46% 5th- 90.74% Total: 90.21% Year to date for all students attendance: 88.88% | | | | | | | | | | | | | | | | | | | | | | | | | | | | | | | | | | | | | | | | | | | | | | | | | | | | | | | | | | | | | | | | | | | | | | | | | | | | | | |
| Curriculum & Instruction Update | Keeping instruction going to the end! | | | | | | | | | | | | | | | | | | | | | | | | | | | | | | | | | | | | | | | | | | | | | | | | | | | | | | | | | | | | | | | | | | | | | | | | | | | | | | |
| Testing Data | <div>Kindergarten - Overall Reading</div> <table><thead><tr><th>Month</th><th>Level 1</th><th>Level 2</th><th>Level 3</th><th>Level 4</th><th>Level 5</th></tr></thead><tbody><tr><td>Aug 2022</td><td>22%</td><td>33%</td><td>22%</td><td>11%</td><td>11%</td></tr><tr><td>Sep</td><td>11%</td><td>44%</td><td>22%</td><td>11%</td><td>11%</td></tr><tr><td>Oct</td><td>11%</td><td>22%</td><td>56%</td><td>11%</td><td>11%</td></tr><tr><td>Nov</td><td>22%</td><td>22%</td><td>11%</td><td>11%</td><td>33%</td></tr><tr><td>Dec</td><td>20%</td><td>30%</td><td>20%</td><td>10%</td><td>20%</td></tr><tr><td>Jan 2023</td><td>20%</td><td>10%</td><td>20%</td><td>30%</td><td>20%</td></tr><tr><td>Feb</td><td>27%</td><td>36%</td><td>27%</td><td>9%</td><td>9%</td></tr><tr><td>Mar</td><td>27%</td><td>45%</td><td>9%</td><td>18%</td><td>18%</td></tr><tr><td>Apr</td><td>27%</td><td>18%</td><td>27%</td><td>9%</td><td>18%</td></tr><tr><td>May</td><td>27%</td><td>18%</td><td>27%</td><td>18%</td><td>9%</td></tr><tr><td>Jun</td><td></td><td></td><td></td><td></td><td></td></tr><tr><td>Jul</td><td></td><td></td><td></td><td></td><td></td></tr></tbody></table> | Month | Level 1 | Level 2 | Level 3 | Level 4 | Level 5 | Aug 2022 | 22% | 33% | 22% | 11% | 11% | Sep | 11% | 44% | 22% | 11% | 11% | Oct | 11% | 22% | 56% | 11% | 11% | Nov | 22% | 22% | 11% | 11% | 33% | Dec | 20% | 30% | 20% | 10% | 20% | Jan 2023 | 20% | 10% | 20% | 30% | 20% | Feb | 27% | 36% | 27% | 9% | 9% | Mar | 27% | 45% | 9% | 18% | 18% | Apr | 27% | 18% | 27% | 9% | 18% | May | 27% | 18% | 27% | 18% | 9% | Jun | | | | | | Jul | | | | | |
| Month | Level 1 | Level 2 | Level 3 | Level 4 | Level 5 | | | | | | | | | | | | | | | | | | | | | | | | | | | | | | | | | | | | | | | | | | | | | | | | | | | | | | | | | | | | | | | | | | | | | | | | | | |
| Aug 2022 | 22% | 33% | 22% | 11% | 11% | | | | | | | | | | | | | | | | | | | | | | | | | | | | | | | | | | | | | | | | | | | | | | | | | | | | | | | | | | | | | | | | | | | | | | | | | | |
| Sep | 11% | 44% | 22% | 11% | 11% | | | | | | | | | | | | | | | | | | | | | | | | | | | | | | | | | | | | | | | | | | | | | | | | | | | | | | | | | | | | | | | | | | | | | | | | | | |
| Oct | 11% | 22% | 56% | 11% | 11% | | | | | | | | | | | | | | | | | | | | | | | | | | | | | | | | | | | | | | | | | | | | | | | | | | | | | | | | | | | | | | | | | | | | | | | | | | |
| Nov | 22% | 22% | 11% | 11% | 33% | | | | | | | | | | | | | | | | | | | | | | | | | | | | | | | | | | | | | | | | | | | | | | | | | | | | | | | | | | | | | | | | | | | | | | | | | | |
| Dec | 20% | 30% | 20% | 10% | 20% | | | | | | | | | | | | | | | | | | | | | | | | | | | | | | | | | | | | | | | | | | | | | | | | | | | | | | | | | | | | | | | | | | | | | | | | | | |
| Jan 2023 | 20% | 10% | 20% | 30% | 20% | | | | | | | | | | | | | | | | | | | | | | | | | | | | | | | | | | | | | | | | | | | | | | | | | | | | | | | | | | | | | | | | | | | | | | | | | | |
| Feb | 27% | 36% | 27% | 9% | 9% | | | | | | | | | | | | | | | | | | | | | | | | | | | | | | | | | | | | | | | | | | | | | | | | | | | | | | | | | | | | | | | | | | | | | | | | | | |
| Mar | 27% | 45% | 9% | 18% | 18% | | | | | | | | | | | | | | | | | | | | | | | | | | | | | | | | | | | | | | | | | | | | | | | | | | | | | | | | | | | | | | | | | | | | | | | | | | |
| Apr | 27% | 18% | 27% | 9% | 18% | | | | | | | | | | | | | | | | | | | | | | | | | | | | | | | | | | | | | | | | | | | | | | | | | | | | | | | | | | | | | | | | | | | | | | | | | | |
| May | 27% | 18% | 27% | 18% | 9% | | | | | | | | | | | | | | | | | | | | | | | | | | | | | | | | | | | | | | | | | | | | | | | | | | | | | | | | | | | | | | | | | | | | | | | | | | |
| Jun | | | | | | | | | | | | | | | | | | | | | | | | | | | | | | | | | | | | | | | | | | | | | | | | | | | | | | | | | | | | | | | | | | | | | | | | | | | | | | | |
| Jul | | | | | | | | | | | | | | | | | | | | | | | | | | | | | | | | | | | | | | | | | | | | | | | | | | | | | | | | | | | | | | | | | | | | | | | | | | | | | | | |

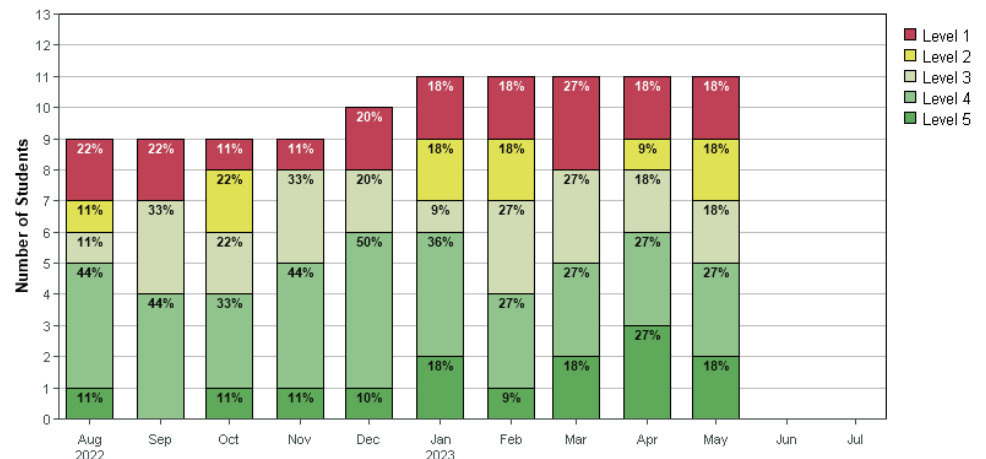
1st Grade - Overall Reading



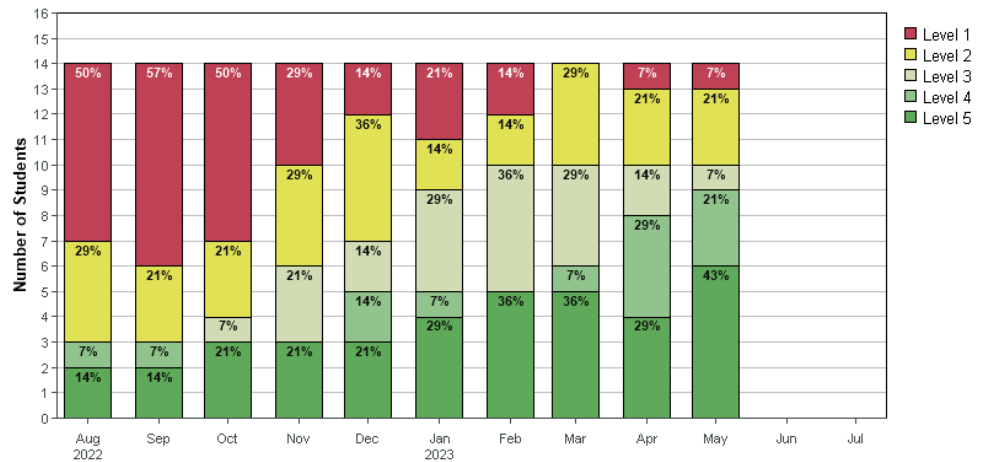
2nd Grade - Overall Reading



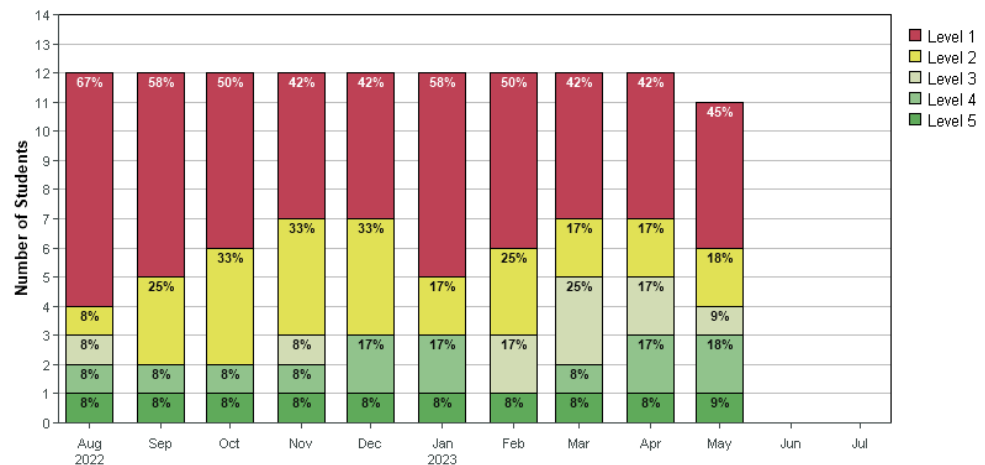
Kindergarten - Overall Math



1st Grade - Overall Math



2nd Grade - Overall Math



3rd Grade Math
4th & 5th Not Available Yet

WINTER 2022-2023 ACHIEVEMENT

Median Percentile Achievement Percentiles

48th

22%

22%

11%

22%

23%

Spring 2023

Median Percentile Achievement Percentiles

55th

33%

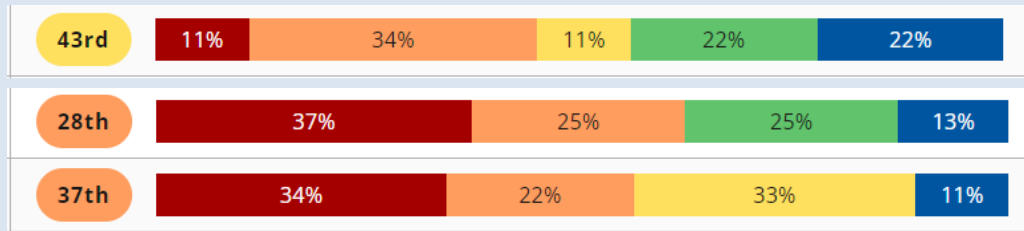
11%

11%

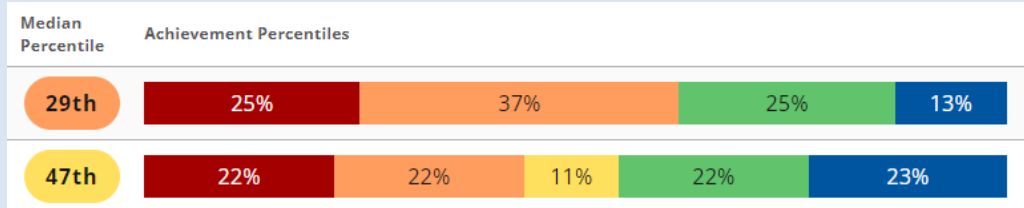
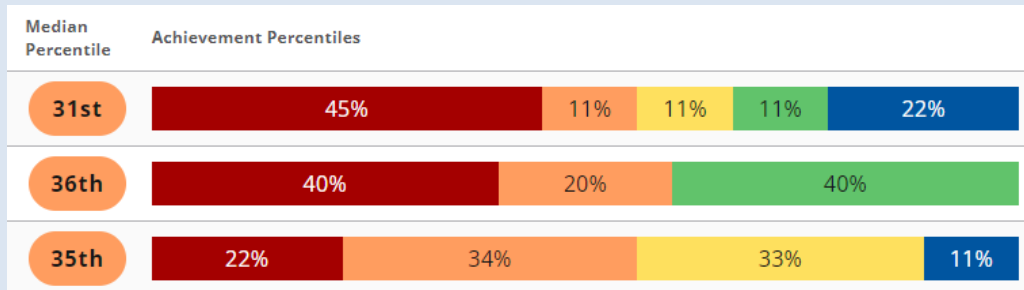
11%

34%

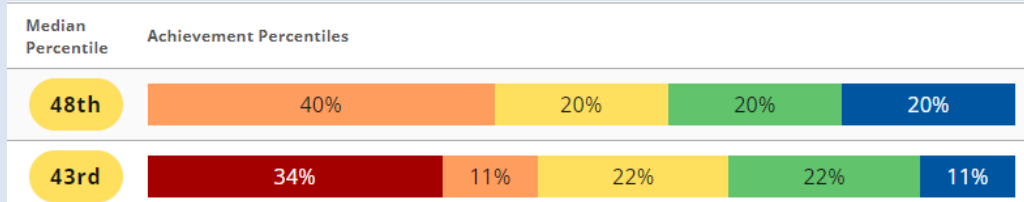
Language Usage Winter 2023
from top to bottom: 3rd, 4th, 5th



Language Usage Spring Scores
from top to bottom: 3rd, 4th, 5th



Reading Spring Scores
from top to bottom: 4th, 5th
Third Grade data not available yet



Upcoming Events

- Field Trips to Bosque del Apache K-2
- Field Trip to Salinas Pueblo Mission Ruins 3-5
- End of Year Academic Rally
- End of Year Field Day
- Students who earned 24 tickets during testing are going swimming at NM Tech.

| | |
|---|---|
| Parent / Community Involvement | <p>Parents spoiled our teachers and staff with goodies, lunch, breakfasts, and trinkets all week for teacher appreciation week!</p> <p>Parents will be volunteering to help during the field day and grilling burgers and hot dogs.</p> <p>The Buckhorn donated \$250.00 from recycled cans to our school. We have utilized the money to buy every student a book. The book titles were handpicked based on what I thought the student would enjoy reading.</p> |
| Celebrations | <p>Perfect Attendance All Year - Alexa Contreras-Portillo</p> <p>Academic Rally</p> <p>Kindergarten & 5th Grade Continuations</p> |
| # of New Students, Drop-Out Students (and why), & Withdrawals | 0 |
| # of Bullying Incidents | 0 |
| # of Fights, Discipline Referrals, and Police Action | 0 |