















# Community and Public Health Promotion Portfolio

## Home

-  HPE 202 County Health Reports: Functional Knowledge (FK); Health Equity (HE)
-  HPE 233 Project Assignment: Community and Public Health Needs assessment (CPHNA); HE
-  HPE 300 Final Health Ed. Learning Plan: FK
-  HPE 303 Research Project: FK, CPHNA
-  HPE 406 Needs Assessment Project: CPH NA, Planning and Implementation (P&I)
-  HPE 419 Health Promotion Project: P&I
-  HPE 426 Project: FK, P&I, Evaluation & Reflection (E&R)
-  HPE 426 Self-Evaluation: E&R
-  HPE 426 Site Supervisor Evaluation: E&R
-  FSEHD Disposition Student Survey: E&R
-  Program Impact - Document:
  -  Number of Intended and accepted Majors
  -  Number of interns and internships
  -  Number of graduates