






Padlet Playlist

	<h2>Engage</h2> <p>Watch this Intro to Padlet video to learn more about Padlet.</p>
	<h2>Explore</h2> <p>Explore the features in Padlet and then CREATE an account.</p> <p>*Be sure to check out how other educators are using Padlet here.*</p>
	<h2>Apply</h2> <p>Apply what you've learned about Padlet and create your first Padlet wall. You may not finish but here's a starting point:</p> <ul style="list-style-type: none">• Select Padlet type and name your Padlet• Choose a wallpaper• Change your Padlet address• Determine the "People & Privacy" access• Upload text, picture, video, link, etc.
	<h2>Share/Reflect</h2> <p>SHARE: Post a link to the Padlet you created today on the Padlet under the Padlet column.</p> <p>REFLECT: How will you use Padlet this year? Share your reflections and/or questions on our Padlet in the Padlet column.</p>
	<h2>Extend</h2> <p>Thinking about having students create their own Padlets? Consider this review from Common Sense Media before asking students to create their own Padlet account.</p>