






## Year 1 - Term 3 Week 7



	<p><b>Monday</b></p> <ul style="list-style-type: none"> <li>If you are working remotely from home please register your attendance (once a day) at the following link:</li> <li><a href="https://sites.google.com/dow.catholic.edu.au/sap-home-learning-hub/classwork/year-1">https://sites.google.com/dow.catholic.edu.au/sap-home-learning-hub/classwork/year-1</a></li> </ul>	<p><b>Tuesday</b></p> <ul style="list-style-type: none"> <li>If you are working remotely from home please register your attendance (once a day) at the following link:</li> <li><a href="https://sites.google.com/dow.catholic.edu.au/sap-home-learning-hub/classwork/year-1">https://sites.google.com/dow.catholic.edu.au/sap-home-learning-hub/classwork/year-1</a></li> </ul>	<p><b>Wednesday</b></p> <ul style="list-style-type: none"> <li>If you are working remotely from home please register your attendance (once a day) at the following link:</li> <li><a href="https://sites.google.com/dow.catholic.edu.au/sap-home-learning-hub/classwork/year-1">https://sites.google.com/dow.catholic.edu.au/sap-home-learning-hub/classwork/year-1</a></li> </ul>	<p><b>Thursday</b></p> <ul style="list-style-type: none"> <li>If you are working remotely from home please register your attendance (once a day) at the following link:</li> <li><a href="https://sites.google.com/dow.catholic.edu.au/sap-home-learning-hub/classwork/year-1">https://sites.google.com/dow.catholic.edu.au/sap-home-learning-hub/classwork/year-1</a></li> </ul>	<p><b>Friday</b></p> <ul style="list-style-type: none"> <li>If you are working remotely from home please register your attendance (once a day) at the following link:</li> <li><a href="https://sites.google.com/dow.catholic.edu.au/sap-home-learning-hub/classwork/year-1">https://sites.google.com/dow.catholic.edu.au/sap-home-learning-hub/classwork/year-1</a></li> </ul>
<p><b>First Session</b></p>	<p><b>English</b></p> <p><b>Spelling Focus:</b> oo/ew/ue/u_e</p>  <p>OO</p> <p>Complete the activity on Seesaw called 'Oo Family.' Read the text called 'Pool</p>	<p><b>English</b></p> <p><b>Spelling Focus</b> oo/ew/ue/u_e</p>  <p>EW</p> <p>Complete the activity on Seesaw called 'Ew Family.' Read the text called 'The</p>	<p><b>Book Week Zoom Video Call</b></p> <p><b>1 RED ONLY!!!!</b></p> <p>Join 1 Red and Mrs Fiatarone on a Zoom video call at <b>9:30am</b> for Book Week.</p> <p>For today's activity you won't need any equipment. Just your lovely selves and your smiles!</p>	<p><b>English</b></p> <p><b>Spelling Focus</b> oo/ew/ue/u_e</p>  <p>U_E</p> <p>Complete the activity on Seesaw called 'U_e Family.' Read the text called 'The</p>	<p><b>English</b></p> <p><b>Spelling Focus: Camera Words</b></p> <p>Practise your camera words on Seesaw using rainbow scratch art. Using the <u>eraser tool</u>, practise writing your camera words to reveal beautiful rainbow colours.</p>




Time' and highlight all the 'oo' words.

**\*This will be a marked activity by the teacher.**

**Reading:**

**BOOK WEEK  
Reading Challenge!!!**




For Book Week 2021, we challenge you to read every day this week for 10 minutes in a different place at home or at school! Take photos of yourself reading a different book in a different spot each day and upload them to Seesaw. You could read any book you have at home or take a device to your comfy spot to read from Sunshine Online. There is a grid shared with you on Seesaw of suggested book ideas and places to read for fun!

New Dog' and highlight all the 'ew' words.

**Reading:**

**BOOK WEEK  
Reading Challenge!!!**



For Book Week 2021, we challenge you to read every day this week for 10 minutes in a different place at home or at school! Take photos of yourself reading a different book in a different spot each day and upload them to Seesaw. You could read any book you have at home or take a device to your comfy spot to read from Sunshine Online. There is a grid shared with you on Seesaw of suggested book ideas and places to read for fun!

**Remember, you can dress up in something silly for the Zoom to celebrate Book Week! It can be a dress up of a book character, otherwise, ANYTHING is fine!**

Click the link below (or on Seesaw) to access your class zoom session:

**1Red:**

<https://dowcatholic.zoom.us/j/64685135761>

**Meeting ID: 64685135761**



**English**

**Spelling Focus**

oo/ew/ue/u\_e




**UE**

Complete the activity on Seesaw called 'Ue Family.'

Huge Mule' and highlight all the 'u\_e' words.

**Reading:**

**BOOK WEEK  
Reading Challenge!!!**



For Book Week 2021, we challenge you to read every day this week for 10 minutes in a different place at home or at school! Take photos of yourself reading a different book in a different spot each day and upload them to Seesaw. You could read any book you have at home or take a device to your comfy spot to read from Sunshine Online. There is a grid shared with you on Seesaw of suggested book ideas and places to read for fun!

Our new camera words are:

- good
- saw
- half
- first
- girl
- would



**Book Week Zoom Video Call**

**1 WHITE ONLY!!!!**

Join 1 White and Mrs Knight on a Zoom video call at **9:30am** for Book Week.

For today's activity you won't need any

equipment. Just your lovely selves and your smiles! **Remember, you**

**can dress up in something silly for the Zoom to celebrate Book Week! It can be a dress up of a book character, otherwise, ANYTHING is fine!**




### Writing Focus:

Find the activity on Seesaw called 'The Big Bad Wolf.' Watch a story of the 3 Little Pigs then focus on the character of the wolf. Watch a short clip of adjectives/words to describe him. On the final slide, write 3 of your own descriptive sentences about the big, bad wolf.



### Writing Focus:


Find the activity on Seesaw called 'Mr Twit's Dirty Beard.' Follow along with a description of Mr Twit's disgusting beard and listen to all of the adjectives/describing words. On the second slide, write 3 descriptive sentences about Mr Twit's dirty beard and draw a matching picture.



Read the text called 'The Blue Glue' and highlight all the 'ue' words.

### Reading:

#### BOOK WEEK Reading Challenge!!!



For Book Week 2021, we challenge you to read every day this week for 10 minutes in a different place at home or at school! Take photos of yourself reading a different book in a different spot each day and upload them to Seesaw. You could read any book you have at home or take a device to your comfy spot to read from Sunshine Online. There is a grid shared with you on Seesaw of suggested book ideas and places to read for fun!

### Writing Focus:

Find the activity on Seesaw called 'Magic Beach.' We have learnt that we can describe people and characters, but we can also use adjectives to describe places! Listen to the story and the description of Magic Beach, then choose your own place/setting from the slides and write your own description about that place.



**\*This will be a marked activity by the teacher.**

Click the link below (or on Seesaw) to access your class zoom session:

### 1White:

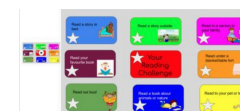
<https://dowcatholic.zoom.us/j/65669180039>

**Meeting ID: 65669180039**




### Reading:

#### BOOK WEEK Reading Challenge!!!



For Book Week 2021, we challenge you to read every day this week for 10 minutes in a different place at home or at school! Take photos of yourself reading a different book in a different spot each day and upload them to



			<p><b>Writing Focus:</b> Find the activity on Seesaw called 'Daddy Long Legs.' Listen to the story and read a description about the main character, then on the last slide, write descriptive sentences about your own dad (or other special person in your life).</p>  <p><b>*This will be a marked activity by the teacher.</b></p>		<p>Seesaw. You could read any book you have at home or take a device to your comfy spot to read from Sunshine Online. There is a grid shared with you on Seesaw of suggested book ideas and places to read for fun!</p> <p><b>Whole School Assembly</b> As we cannot be together face-to-face at a whole school assembly, click the link on Seesaw to watch our school assembly presentation. Look out for lots of moving and grooving in this week's presentation!!</p>
<b>Break</b>					
<b>Second Session</b>	<p><b>Mathematics</b></p> <p><b>Number sense - Subtracting 10</b></p>	<p><b>Mathematics</b></p> <p><b>Number sense</b> StudyLadder - Click on the Folder: Term 3 Weeks 4-6. Choose 3 Maths activities</p>	<p><b>Mathematics</b></p> <p><b>Number sense - Revising Tally Marks</b></p>	<p><b>Mathematics</b></p> <p><b>Number sense</b> StudyLadder - Click on the Folder: Term 3 Weeks 4-6. Choose 3 Maths activities from this folder to complete.</p>	<p><b>Mathematics</b></p> <p><b>Number sense - Revising 3D objects</b></p> <p><b>TOPIC- Time</b></p>



### TOPIC- Time



Watch the video to revise what we know about clocks:

<https://www.youtube.com/watch?v=5xRoBx7iVG1&list=PLrHqUbdzk2zZKzpIXLsQLtzcZDG0UaiU&index=9>

Sequence everyday events that occur at different times of the day.

Make / print the clock that you will use this week to help you complete your maths activities.

*\* If you have a printer, there are 2 posters you can print out to help you this week to help with O'clock and ½ past.*

**Visual Arts** - How to draw a

from this folder to complete. **Individual student passwords were sent to you in Seesaw.**

### TOPIC-Time



Revise O'Clock by watching the video:

<https://www.youtube.com/watch?v=xdR7s8mwyp8>

Then complete the Seesaw activities.

**\*This will be a marked activity by the teacher.**

### Ellie's Brain Break

Play Hopscotch

### TOPIC- Time



Watch the video to introduce "half past":

[https://www.youtube.com/watch?v=9p\\_Ca\\_Yb0zQ](https://www.youtube.com/watch?v=9p_Ca_Yb0zQ)

Then complete the Seesaw activity.

### Brain Break - Lego Challenge

Choose one of the options on the grid in Seesaw.



**Religion - Love One Another: Forgiveness**

**Individual student passwords were sent to you in Seesaw.**

### TOPIC- Time



Watch the video:

<https://www.youtube.com/watch?v=ULzpgLglgJs>

Match the different ways of representing the same time on digital and analogue clocks on Seesaw.

There is a Telling the Time board game to play too.

**\*This will be a marked activity by the teacher.**

### Brain Break

Superhero Workout

[https://www.youtube.com/watch?v=f9KqF\\_11EYc](https://www.youtube.com/watch?v=f9KqF_11EYc)



Listen to the story: It's about time.

Complete the telling the time quiz:

<https://mathsframe.co.uk/en/resources/resource/116/telling-the-time>

### Brain Break

Leaf Hunt - Go on a nature walk and see how many different leaves you can find. Upload a photo for a surprise.

**Religion - Love One Another: Forgiveness**

Listen to the story: Herbert and Harry by Pamela Allen

<https://www.youtube.com/watch?v=kAKPuc87nl8&t=79s>



sunflower.



Follow the instructions on Seesaw.

### **Library**

Find the Week 7 activities for library on Seesaw. There is a regular library lesson this week **plus** a fun Book Week Guessing Game!

### **BOOK WEEK GUESSING GAME:**


Can you guess which St. Anthony's staff member is hiding behind each book cover?



### **LIBRARY LESSON WEEK 7:**

Listen to Mrs Cordingley

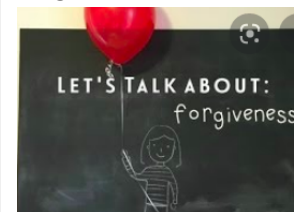
### **Religion - Love One Another: Forgiveness**



Listen to the story, join in the prayer and then answer the questions on Seesaw.

Listen to the Bible story on forgiveness. Draw or write about when you have shown forgiveness and describe how it made you feel.

### **Religion - Love One Another: Forgiveness**








Watch the clip: Let's talk about forgiveness  
<https://www.youtube.com/watch?v=ED3f0e4QBXM>  
Then make your own prayer hands and write a prayer inside.

**\*This will be a marked activity by the teacher.**

Complete the activity:  
How can I forgive others.





	<p>read 'We Love You Magoo' and complete a fun maze activity on the last slide.</p> 				
<b>Break</b>					
<b>Third Session</b>	<p><b>Religion</b> <b>Love One Another: Forgiveness</b> Watch the video to help us learn how to be an "Upstander"</p>  <p><a href="https://www.youtube.com/watch?v=eeqQCyQOCp">https://www.youtube.com/watch?v=eeqQCyQOCp</a></p> <p>Create a poster on how others can be an Upstander too.</p>	<p><b>Physical Education</b> Follow along with the clip on Seesaw to learn The Zorba Dance from Greece.</p> 	<p><b>Health</b> Find the activity on Seesaw called 'Dangers at Home.' See if you can find all the things that could be considered dangerous in your living room, bathroom and kitchen. How many did you find?</p> 	<p><b>Physical Education</b> Choose your own physical activity today, ball skills (kick/bounce/throw), use a skipping rope, play hopscotch or go for a walk or bike ride.</p> <p>If you're stuck for ideas, do a kids workout with Joe</p> <p><a href="https://www.youtube.com/watch?v=d3LPrhl0v-w">https://www.youtube.com/watch?v=d3LPrhl0v-w</a></p>	<p><b>Science - Living Things</b> <b>Inspecting Insects</b></p>  <p>Watch the video: <a href="https://www.youtube.com/watch?v=3166nK3Gym8">https://www.youtube.com/watch?v=3166nK3Gym8</a></p> <p>Then draw an insect of your choice and label its external features.</p>



**St Anthony's Picton**  
A Catholic Parish Primary School Diocese of Wollongong

*Growing in respect and honesty*

Class Codes:

:

: