


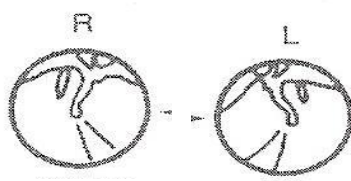



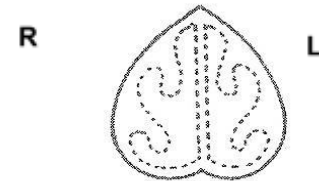





•Normal Palpation, percussion of face							
•Normal salivary glands							
•Normal facial strength							
Ear	Yes	No	Duration	Larynx	Yes	No	Duration
No complaints				No complaints			
Ear Itching				Voice Change			
Ear Block				Hoarseness			
Ear Pain				Burning Throat			
Ear Discharge				Breathing Difficulty			
Hearing Impairment				Aspiration			
Tinnitus				Noisy Breathing			
Vertigo				Reflux			
Lesions/Sores/Deformity							
Nose	Yes	No	Duration	Oral Cavity & Mouth	Yes	No	Duration
No complaints				No complaints			
Nose Block				Dysphagia			
Nasal Discharge				Odynophagia			
Nasal Bleed				FB Sensation			
Postnasal Drip				Lump In The Throat			
Hawking				Halitosis			
Dryness				Trismus			
Congestion				Speech Difficulty			
Snoring				Bleeding Gums			
Deformity/Deviation				Disturbance Of Taste			
Sneezing				Disturbance Of Salivation			
Decrease/Loss Of Smell				Sore throat			

ENT EXAMINATION

EAR Examination	
External Inspection and examination of ear	Normal 
•Otoscopic examination of external auditory canal & Tympanic Membrane including Pneumo-otoscopy with notation of mobility of membranes	Normal 
•Assessment of hearing with tuning forks and clinical speech reception thresholds (eg, whispered voice, finger rub)	Normal 
Comments or Abnormal findings of ear	
	
Nose Examination	
•External Inspection of nose (Appearance /Scar/Lesions /Masses)	Normal 
•Inspection of nasal mucosa, septum and turbinates	Normal 
•Examination by mirror of nasopharynx including appearance of the mucosa, adenoids, posterior choanae & eustachian tubes (Use of mirror not required in children)	Normal 
Comments or Abnormal Findings of nose	
	
Mouth and Throat Examination	
•Inspection of lips, teeth and gums	Normal 
•Examination of oropharynx: oral mucosa, hard and soft palate, tongue, tonsils and posterior pharynx (eg, asymmetry, lesions, hydration of mucosal surfaces)	Normal 
	

Comments or Abnormal Findings of mouth/throat		
R	L	
•Inspection of pharyngeal walls and pyriform sinuses (eg, pooling of saliva, asymmetry, lesions)	Normal	
•Examination by mirror of larynx including the condition of the epiglottis, false vocal cords, true vocal cords and mobility of larynx (Use of mirror not required in children)	Normal	
Comments or Abnormal Findings		
R		L
EXAMINATION OF NECK		
•Examination of neck (eg, masses, overall appearance, symmetry, tracheal position, crepitus)	Normal	
•Examination of thyroid (eg, enlargement, tenderness, mass)	Normal	
Comments or Abnormal Findings of neck		

6. DIFFERENTIAL DIAGNOSIS OR DIAGNOSIS:

7. TREATMENT PLAN

Investigation planned /Diagnostic Services Not Required

Main lines of treatment

Hospitalization required – YES NO

If YES, Estimated length of stay:

Doctor's Sign & Stamp		
Date:	Time:	H