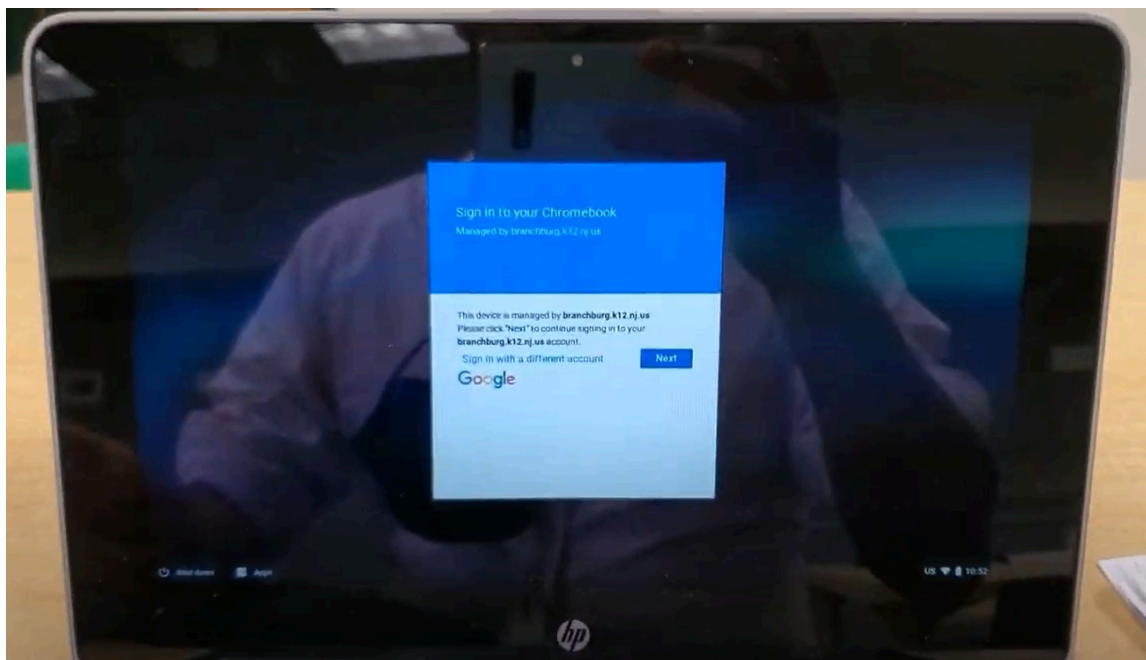


ClassLink Quick Cards

QuickCards are unique identifiers in a similar format to a QR code and are used to help students log into their ClassLink account without having to enter a username and password. A sample picture of a QuickCard is shown below.

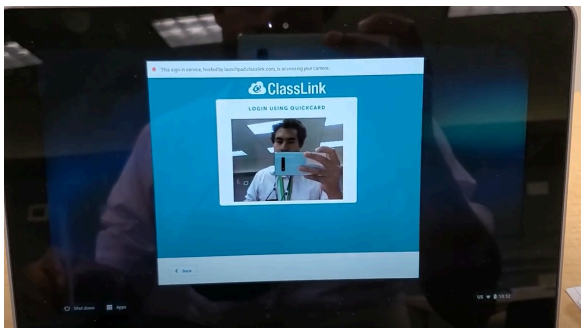


When students turn on their computer their login page will display like the picture below. Students will click 'NEXT' to prompt the camera to come on.



They will then need to hold up their QuickCard with the QR card facing the camera.

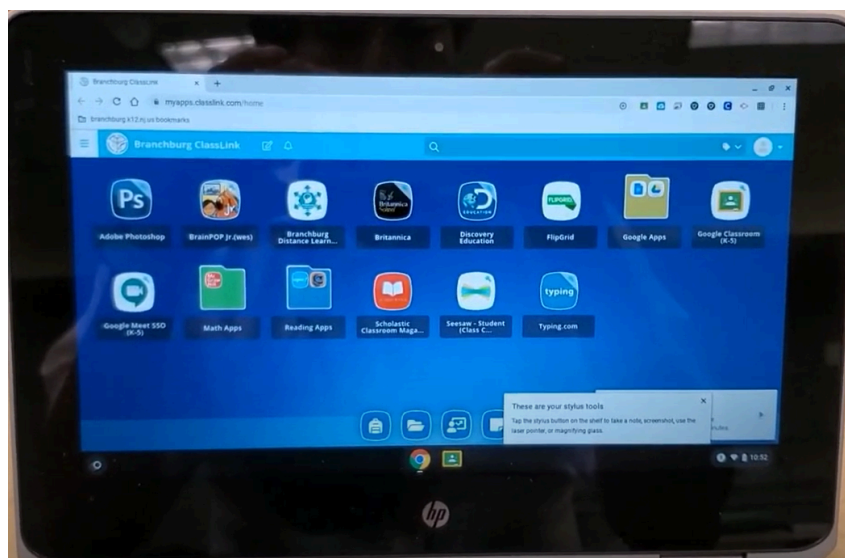
First ...



then ...



Once the camera reads the QR code, it will automatically log students into the computer and launch the ClassLink dashboard where they will be able to access apps including Google Classroom.



Teachers will distribute QuickCards to students. In the event that a duplicate QuickCard needs to be printed, please reach out to your teacher for another copy.

Please click on the links below for some quick videos to model the process:

[Youtube QuickCard Video Directions](#)

[Branchburg QuickCard Video](#)