

The main parts of the coat of arms

General view of the coat of arms (samples collected in the constructor or generated)

1. The main sample with a small coat of arms in the middle (partially generated).



The main element that needs to be saved is the small coat of arms, which symbolizes a bird and is also the coat of arms of the state of Ukraine. It is also a symbol of one of Ukraine's military brigades. This symbol has a deep historical value, so we want to keep it in this form. Minimal modifications, improvements, and changes in color shades are allowed:



2. A sample that shows how all components/elements of the coat of arms should be placed (assembled in the constructor).



This sample is an example of how all the components of the coat of arms should be arranged. Below are all the components and a brief description with samples.

1. The main background is the shape of a shield, which serves as the basis and symbolizes unbreakable protection and support.



2. The heart and central part are the small coat of arms of Ukraine, which is stylized as a bird.



Use this option for the small coat of arms:




3. The crossed weapons are in the central lower part.




It is sabers, the legendary weapons of the Ukrainian Cossacks and their descendants, that should be used here:




4. Spears symbolizing readiness for defense.



Use the usual, classic look and shape of the spears:





5. Helmet. Orientation view from the front.



Samples of helmets for use:



6. The heraldic tent (mantle).



There is no final version for the mantle, the main thing is that it harmoniously adds volume to the coat of arms.

Colors and style

The main colors are yellow and blue, the colors of the Ukrainian flag. Other colors can be changed if necessary, but you can use the colors from the sample.



The main art style is stylization (maybe a little bit of realism, if it's relevant), late Middle Ages. Style samples are below:

