


****MAKE A COPY****

<p>Template Facilitator Guide PD Overview of AK ELA Standards (2012) 120-180 min</p>	<p>Materials: Slide Deck Facilitator Guide</p>
<p>Objective: We will...</p> <ul style="list-style-type: none"> <input type="checkbox"/> Connect: our classroom practice to the AK ELA Standards, key concepts from the Science of Reading, and the AKSTAR Assessment <ul style="list-style-type: none"> <input type="checkbox"/> Review / close read the AK ELA Standards <input type="checkbox"/> Unpack Scarborough's Reading Rope and apply it to the AK ELA Standards <input type="checkbox"/> Unpack the AKSTAR ELA Test Blueprint and apply it the AK ELA Standard and our classroom practice <input type="checkbox"/> Share & explore resources, think about alignment, and apply findings to our classroom practice <input type="checkbox"/> Review assessment data and apply findings to our classroom practice <input type="checkbox"/> Take closer looks at the ELA standards as we go <input type="checkbox"/> Discuss, reflect, write, think, participate, etc. 	<p>Launch: -Sign up for the ELA Contact List:</p> <p>Preparation</p> <ul style="list-style-type: none"> <input type="checkbox"/> Skim the Slide Deck <input type="checkbox"/> Familiarize yourself with the AK ELA Standards (2012) <input type="checkbox"/> **Gather student achievement data (AKSTAR / MAP, mCLASS, shared assessments, etc.)**

<p style="text-align: center;">Slide 8</p> <div style="display: flex; justify-content: space-between;"> <div data-bbox="207 1470 560 1785"> <p>Warm up: Think → Write →Pair→Share:</p> <p><i>Write your response on your notebook or a piece of paper.</i></p> <p><i>Share out your response in partners.</i></p> </div> <div data-bbox="576 1470 787 1785"> <p>Prompt: <i>Share your: name, school, grade level</i></p> <p>List</p> <ul style="list-style-type: none"> - What you already know about the AK ELA Standards - What you'd like to find out about the AK ELA Standards </div> </div> <div style="display: flex; justify-content: space-between; align-items: center;"> <div data-bbox="207 1459 224 1795" style="writing-mode: vertical-rl; transform: rotate(180deg);"> <p>AK ELA Standards for Early Learners (2012)</p> </div> <div data-bbox="722 1753 787 1795">  </div> </div>	<p>.... = list ____ = sentences</p> <p>.....</p> <p>.....</p> <p>.....</p> <p>.....</p> <p>.....</p> <p>.....</p> <p>.....</p>
--	---

Slide 16

Take a Look: Structure and Form of AK ELA Standards (2012) (Skim → List → Share)

- Open the Alaska ELA Standards (2012)
- 5-10 min: Skim through the document, **focus on structure and form** (How is it built? How is it designed? How is it organized? Any patterns?)
- List 3-5 important things you notice about the **STRUCTURE** and **FORM** of the new standards
- Plan to share out with the group



Fishwheel at Yukon River, Fort Yukon, 1909. Traditional fishwheel designs foreground structure and form.



.... = list ____ = sentences

.....

.....

.....

.....

.....

.....

Slide 17

Stop & Synthesize: Close Read / Review of AK ELA Standards (2012)

Think→List→Share
Writer your response
on paper.

Share your response
with a partner or the
whole group.

Prompt:

List: 2-3+ key takeaways from the slides and close reading / review of the AK ELA Standards (2012)

Not sure what to write? Here are some prompts:

- **Square:** Something I heard that **squares** with my beliefs:
- **Circle:** A question going **around** in my head:
- **Triangle:** **Three points** I want to remember:

Any implications for your classroom practice or instructional planning?

****Extra Credit: Explain why each takeaway is important in a COMPLETE SENTENCE!?!****

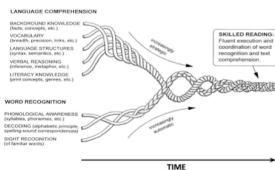


.... = list ____ = sentences

Slide 24

Take a Look: The Reading Rope & the AK ELA Standards (Skim → List → Share)

- Open the Alaska ELA Standards (2012)
- 5-10 min: Skim through the document, **look for intersections or connections between The Reading Rope and the AK ELA Standards**
- Hint: the descriptors for the strands are helpful!
- List 3-5 important things you notice about **THE READING ROPE** and the **AK ELA STANDARDS**
- Plan to share out with the group



.... = list ____ = sentences

.....


.....


.....


.....

.....

.....

Slide 27	<p>.... = list ____ = sentences</p> <p style="text-align: center;">Round 1</p> <p>.....</p> <p>.....</p> <p>.....</p> <p>.....</p> <p style="text-align: center;">Round 2</p> <p>.....</p> <p>.....</p> <p>.....</p> <p>.....</p>
<div style="display: flex;"> <div style="writing-mode: vertical-rl; transform: rotate(180deg); font-size: 0.8em; margin-right: 5px;"> An Educator's Guide to Every Student Every Day </div> <div> <p>Take a Look: AKSTAR Blueprint</p> <div style="display: flex;"> <div style="flex: 1;"> <p>Round 1: Structure and Form SKIM → LIST → SHARE</p> <ul style="list-style-type: none"> Open the AKSTAR Blueprint 5-10 min: Skim through the document, focus on structure and form (<i>How is it built? How is it designed? How is it organized? Any patterns?</i>) List 3-5 important things you notice about the STRUCTURE and FORM of the new standards Plan to share out with the group </div> <div style="flex: 1;"> <p>Round 1: Content SKIM – LIST – SHARE</p> <ul style="list-style-type: none"> Go back to the AKSTAR Blueprint 5-10 min: Skim through the document, focus on CONTENT (<i>What does it mean? What does it say? What are the main topics? What are the supporting details?</i>) List 3-5 important things you notice about the STRUCTURE and FORM of the new standards Plan to share out with the group in a Chat Waterfall </div> </div> <div style="text-align: right; margin-top: 10px;">  </div> </div> </div>	

Slide 28	<p>.... = list ____ = sentences</p> <p>.....</p> <p>.....</p> <p>.....</p> <p>.....</p> <p>.....</p> <p>.....</p> <p>.....</p>
<div style="display: flex;"> <div style="writing-mode: vertical-rl; transform: rotate(180deg); font-size: 0.8em; margin-right: 5px;"> An Educator's Guide to Every Student Every Day </div> <div> <p>Close Read: AKSTAR Test Blueprint & the AK ELA Standards (Skim → List → Share)</p> <ul style="list-style-type: none"> Open the Alaska ELA Standards (2012) 5-10 min: Skim through the document, look for intersections or connections between The AKSTAR Test Blueprint and the AK ELA Standards List 3-5 important things you notice about THE READING ROPE and the AK ELA STANDARDS List 2-3 Implications for your classroom practice Plan to share out with the group </div> <div style="text-align: right; margin-top: 10px;">  </div> </div>	

Slide 32	<p>.... = list ____ = sentences</p> <p>.....</p> <p>.....</p> <p>.....</p> <p>.....</p> <p>.....</p> <p>.....</p> <p>.....</p>
<div style="display: flex;"> <div style="writing-mode: vertical-rl; transform: rotate(180deg); font-size: 0.8em; margin-right: 5px;"> An Educator's Guide to Every Student Every Day </div> <div> <p>Stop & Synthesize: Share Out</p> <p>Round Robin:</p> <ul style="list-style-type: none"> - 1 spokesperson from each group - Listen for connections / related takeaways between groups </div> <div style="flex: 1; padding-left: 10px;"> <p>Prompt:</p> <p><i>List:</i> 3+ key takeaways from your groups work in the previous session:</p> <p>Is my school's current curriculum meeting the standards?</p> <p>What areas are we excelling in?</p> <p>What areas should be focus more on? Any red or yellow areas from the checklist?</p> <p>How do we communicate between grade levels which students have not reached these standards or ALDs?</p> <p>What support does your teacher team need to help students reach these standards?</p> <p>**Extra Credit: Explain why each takeaway is important in a COMPLETE SENTENCE!?!**</p> </div> <div style="text-align: right; margin-top: 10px;">  </div> </div>	

Slide 35

Stop & Synthesize: Debrief

Round Robin:

- 1 spokesperson from each group
- Upper grades to lower grades
- Listen for connections / related takeaways between groups

Prompt:

Share out your group's work

Be sure to name specific action steps

1: What standards, questions, and/or habits were most successful? What did you do to make this happen?

2: What standards were not mastered and why? What questions were not mastered and why? What in your instruction led to these results? What routines were successful/ not successful?

3: How will you address students' gaps and continue the successes in your data?



.... = list ____ = sentences

.....

.....


.....

.....

.....

.....

.....

<h2 style="text-align: center;">Slide 78</h2>		<p>.... = list ____ = sentences</p> <hr/> <hr/> <hr/> <hr/> <hr/> <hr/> <hr/> <hr/>
<div style="display: flex; align-items: flex-start;"> <div style="background-color: #007bff; color: white; padding: 5px; margin-right: 10px; font-weight: bold;">Close:</div> <div> <p>Procedure:</p> <p><i>Write your response</i></p> <p><i>Sentences and paragraphs</i></p> <p><i>Share your response with your group or partner</i></p> <p><i>Discuss what we wrote / others wrote</i></p> </div> </div>	<div style="display: flex; align-items: flex-start;"> <div style="flex: 1;"> <p>Prompt:</p> <p>Summarize:</p> <ul style="list-style-type: none"> - The 4 Key Shifts of the newly adopted AK Social Studies Standards - Key takeaways from this session <p>**Extra Credit:</p> <p><i>What are some implications for your district, school, or classroom?</i></p> </div> <div style="flex: 1; text-align: right;">  </div> </div>	

<h2 style="text-align: center;">Slide 79</h2>	
<p>Curtis Jensen</p> <p>ELA / Social Studies Content Specialist - AK DEED</p> <p>curtis.jensen@alaska.gov</p> <p>(907) 465-2830</p> <p>**Reach out if you have any question about the new AK Social Studies Standards**</p> <p>Sign up for email bulletins about the AK Social Studies Standards here</p>	<div style="background-color: #00ff00; color: black; padding: 10px; font-weight: bold; font-size: 1.2em;">Launch:</div> <p style="font-size: 1.5em;">Download the</p> <p style="font-size: 1.5em;">Implementation Checklist</p>