






**GRADES 1 to 12
DAILY LESSON LOG**

School:	Visit DepEdResources.com for More	Grade Level:	VI
Teacher:	File created by Ma'am ALONA M. PAGLINAWAN	Learning Area:	MAPEH
Teaching Dates and Time:	JANUARY 15 – 19, 2024 (WEEK 9)	Quarter:	2 ND QUARTER

	MONDAY	TUESDAY	WEDNESDAY	THURSDAY	FRIDAY
I. OBJECTIVE/S	MUSIC	ARTS	HEALTH	P.E.	
A. Content Standard	Demonstrates the concept of melody by using intervals in major scales and in the minor scales	Demonstrates understanding of shapes, space, colors, and the principles of emphasis, harmony and contrast in digital painting and poster design using new technologies.	The learner understands the importance of keeping the school and community environments healthy	Demonstrates understanding of participation and assessment of physical activity and physical fitness	Demonstrates understanding of participation and assessment of physical activity and physical fitness
B. Performance Standard	Applies learned concepts of melody and other elements to composition and performance	Applies concepts on the use of software in creating digital paintings and graphic design.	The learner demonstrates practices for building and maintaining healthy school and community environments	Participates and assesses performance in physical activities. assesses physical fitness	Participates and assesses performance in physical activities. assesses physical fitness
C. Learning Competencies (write the LC Code)	Sing self-composed melodies in C Major,G Major,F Major keys MU6ME-IIa-5	Creates an advertisement /commercial or announcement poster A6PR-IIh	Practices proper waste management at home, in school, and in the community. H6CMH-IIh-8	Assesses regularly participation in physical activities based on the Philippine physical activity pyramid PE6PFII-b-h-18 Observes safety precautions PE6GSII-b-h-3 Executed the different skills involved in the game PE6GS-IIc-h-4 Recognizes the value of participation in physical activities PE6IIb-h-19 Displays joy of effort, respect for others and fair play during participation in physical activities PE6PF-Ib-h-20 Identifies areas for improvement PE6PF-II-b-h-22	Assesses regularly participation in physical activities based on the Philippine physical activity pyramid PE6PFII-b-h-18 Observes safety precautions PE6GSII-b-h-3 Executed the different skills involved in the game PE6GS-IIc-h-4 Recognizes the value of participation in physical activities PE6IIb-h-19 Displays joy of effort, respect for others and fair play during participation in physical activities PE6PF-Ib-h-20 Identifies areas for improvement PE6PF-II-b-h-22
II. CONTENT	MELODY	DIGITAL PAINTING –GRAPHIC DESIGN(Digital Poster)	Proper Waste Management	Invasion game:Basketball	Invasion game:CHESS
III. LEARNING RESOURCES					

A. References					
1. TG/CG pages	CG-P.54	CG-P50	TG. p9 CG-p.53	CG page 35	CG page 35
2. Learner's Materials pages					
3. Textbook pages	The 21 st Century MAPEH IN ACTION pp.40-41	The 21 st Century MAPEH IN ACTION pp.140-146	The 21 st Century MAPEH IN ACTION pp.202-216 pp.273-276	The 21 st Century MAPEH IN ACTION pp.202-216	The 21 st Century MAPEH IN ACTION pp.202-216
4. Materials downloaded from LRMDS					
B. Other Learning Materials	Internet--google search:https://www.google.com.ph. Laptop,tv monitor	Internet--google search:https://www.google.com.ph. Laptop,tv monitor	Internet--google search:https://www.google.com.ph. Laptop,tv monitor	Internet-Ibat ibang Larong Lahi sa Pilipinas-google search:https://www.google.com.ph. Laptop,tv monitor,basketball court,bola	Internet-Ibat ibang Larong Lahi sa Pilipinas-google search:https://www.google.com.ph. Laptop,tv monitor,CHESS BOARD
IV. PROCEDURES					
A. Reviewing previous lesson and presenting new lesson	What songs are in the major C,F,and G?Why?	What is computer graphic design?	Activity: Charades The teacher will choose 3 pupils who will act the given situations. Situations: 1. Recycle/recycling, 2. Composting, 3. Segregation/Sorting Are you practicing this proper waste management at home? In school? In the community? Original File Submitted and Formatted by DepEd Club Member - visit depedclub.com for more	1.Did you enjoy playing invasion game like LAWIN AT SISIW,SUNGKA,AGAWAN BASE? 2.Did you participate actively? 3,Did you understand the mechanics of the game? 4. Describe the skills involved in the game. 5.Did you observe safety precautions ? 4. Did you display joy of effort, respect for others and fair play during your participation to the game ?Why? 5.What areas do you need to improve?	1.Did you enjoy playing invasion game like LAWIN AT SISIW,SUNGKA,AGAWAN BASE? 2.Did you participate actively? 3,Did you understand the mechanics of the game? 4. Describe the skills involved in the game. 5.Did you observe safety precautions ? 4. Did you display joy of effort, respect for others and fair play during your participation to the game ?Why? 5.What areas do you need to improve?
B. Establishing a purpose for the lesson	Do you like to be a composer ?	What is photo-editing? How are photos combined in poster design?	What other methods can you do to apply proper waste disposal at home? In school? In the community?	Today, we will be have A VIDEO WATCHING on how to play basketball.	Today, we will be have A VIDEO WATCHING on how to play chess.
C. Presenting examples/instances of the lesson	Show pictures of some composers doing their job.	Say: A photograph can be used as a starting element to make posters on the computer.It is possible to put a hard copy of the image and paint from that with a	Activity: Picture Analysis Ask the pupils to tell something about the pictures.	Video watching	Video watching

		<p>pen tool using whatever brushes you choose. Usually, photo is combined in making a poster design.</p>	 <p>Hazardous chemical containers</p>  <p>Eco-friendly bag</p>  <p>biodegradable wastes</p>		
<p>D. Discussing new concepts and practicing new skills #1</p>	<p>Do activity 10 on p. 40 Do any of these activities:</p> <p>1.You are a composer. Make your own song. Create simple phrases and compose simple melodies for the phrases you made.</p> <p>2.You are an instrumentalist. Play any musical instruments that you know in different scales of G and F major as accompaniment "You Are My Sunshine"</p> <p>3.You are a chorale member. Hum the melody of the song in every title of songs that the teacher will give you.</p>	<p>Discuss Digital Poster –HANDS ON (I DO)</p> <p>MAKE YOUR OWN DIGITAL POSTER</p> <p>1.Open Gimp, create a new Layer, and insert the background you want to use. A textured image of flat background will do.</p> <p>2.Create a new Layer for each of the objects or elements you will include in your poster. Import or scan your image and/or photograph on the computer. Save the image as file.</p> <p>3.Retrieve the image and/or photograph. Insert on the layer that you want to use. Color the image. Enhance, resize, move image according to the layout or concept that you have in mind.</p> <p>4.Insert your texts. Use the Text and Type tools from your toolbar to create and place texts in the picture and form fonts that you</p>	<p>The teacher will discuss the practices on proper waste management in school and in the community</p> <p>Information Index- "All About The Waste"</p>	<p>Report/demonstrate the background/ correct play of basketball based on the video watched.</p>	<p>Report/demonstrate the background/ correct play of chess based on the video watched.</p>

		think are appropriate for your theme and main idea.Click on the picture with the Type tool and select a box the size of the area you want to add text.Type in the box,then adjust t5he size of the text box. 5.Print your finished poster.			
E. Discussing new concepts and practicing new skills #2		HANDS ON (We do)	How do you manage your waste at home? What are the waste management methods being practiced in the school? In the community? Have you tried joining a clean-up campaign in your school and in your community? Pupils are encouraged to share their experiences about waste management.		
F. Developing mastery (lead to formative assessment 3)	Group practice	Asking some questions not cleared in making digital poster	Draw an ideal trash cans for proper waste disposal	Apply game discussion for clarification	Apply game discussion for clarification
G. Finding practical application of concepts and skills in daily living	Demonstration	Do you have a good understanding,have some questions or don't get it in making digital poster?	How can you encourage your family members to practice proper waste management? How do you convince your classmates and friends to practice proper waste management?	Group game	Group game
H. Making generalization and abstractions about the lesson	How do you sing self-composed melodies?	How do make a digital poster well?	What are the best practices of waste management you do at home, in school, and in your community?	Ask the learners to either fill in the Physical Activity Log or ask them to write a Journal entry in their journal notebook/P.E. notebook of what they have learned.	Ask the learners to either fill in the Physical Activity Log or ask them to write a Journal entry in their journal notebook/P.E. notebook of what they have learned.
I. Evaluating learning	Put a check before each statement that describes your attitudes and feelings during and after doing the activities.	Put a check before each statement that describes your	YES OR NO Directions: Check the column that shows the proper waste	Fill in the template "Game Participation Survey" or "My Physical Activity and Fitness Contract"	Fill in the template "Game Participation Survey" or "My Physical Activity and Fitness Contract"

__1.I can demonstrate the ability to sing,read,and write simple musical notations in the Key of C,G,F majors.
 __2.I can analyze the melodic patterns of songs in C.F.G major keys.
 __3.I can sing and play solo or with group,melodies/songs in C,G,F majors
 __4.I can create simple melodies in C,G,F, Majors.
 __5. I can sing self-composed melodies in C,F,G major keys.

attitudes and feelings during and after doing the artwork.
 __1.I realized that art processes,elements and principles still apply even with the use of technologies.
 __2.I can appreciate the elements and principles applied in layouting.
 __3.I can apply skills in layouting and photo-editing using new technologies (hardware and software) in making a poster.
 __4.I can create an advertisement/commercial or announcement poster
 __5.I can expand my imagination while making a poster.
 __6.I can understand my classmates better through their participation in class.
 __7.I can accept the remarks and suggestions of others.
 __8.I can see myself improving in how I think and work in this activity.
 __9.I am happy with,and proud of my work.

management you do at home, in school, and in community.

Practices	Yes	No
Disposing garbage in a proper trash bin		
Using eco-friendly bag when buying in the mall or supermarket.		
Segregating/Sorting waste according to its kind.		
Using tumblers and food containers instead of disposable containers		
Getting just enough food that I can only consume.		

Check the space provided that best describes your answer.

Learning	Excellent	Good
1.I participated in the game actively 2.I understood the background of the game 3.I observed safety precautions in playing syato game 4.I executed the different skills involved in the game		
5.I displayed joy of effort, respect for others and fair play during participation in physical activities		

Check the space provided that best describes your answer.

Learning	Excellent	Good
1.I participated in the game actively 2.I understood the background of the game 3.I observed safety precautions in playing syato game 4.I executed the different skills involved in the game		
5.I displayed joy of effort, respect for others and fair play during participation in physical activities		
6.I identified the areas of		

		__10.I can clean and take good care of the things inmy classroom after using them.		6.I identified the areas of my improvem ent		my improvement
J. Additional activities for application or remediation	Master at vacant periods.	Master at vacant period/at home	Make an E-can made of plastic bottles,plastic wrappers,straws and coloredpapers.	Play it on vacant time for mastery.		Play it on vacant time for mastery.
V. REMARKS						
VI. REFLECTION	Assessing yourself as a teacher and analyzing the students' progress this week.					
A. No. of learners who earned 80% in the evaluation						
B. No. of learners who acquired additional activities for remediation who scored below 80%						
C. Did the remedial lessons work? No. of learners who have caught up with the lesson.						
D. No. of learners who continue to require remediation.						
E. Which of my teaching strategies worked well? Why did these work?						
F. What difficulties did I encountered which my principal can help me solve?						
G. What innovation or localized materials did I used/discover which I wish to share with other teachers?						