

# Norton City Schools

## Microphone Test

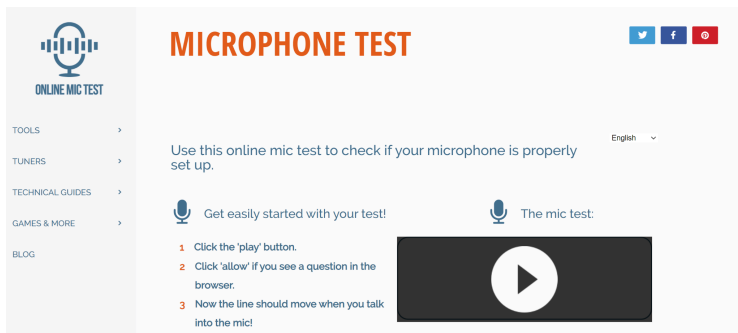
### 1 2 1 Chromebook Initiative



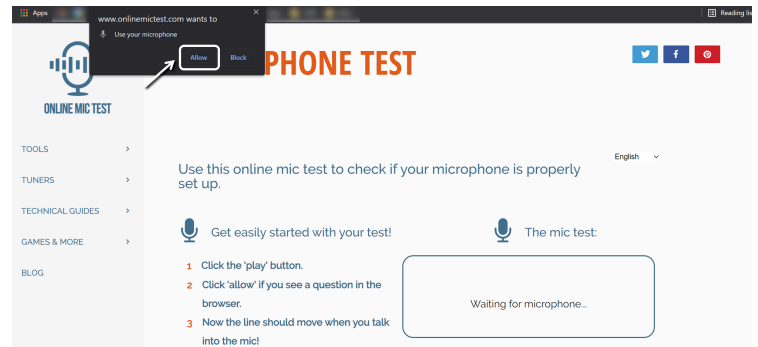
It is possible for the microphone on a Chromebook to not be working properly. The following website can help you test the microphone outside of a Meet to see if it is working or not. If the problem persists, please follow the building 1 2 1 Chromebook repair information found [here](#).

### Testing Microphone


01. Go to [onlinemictest.com](https://onlinemictest.com). You will see the screen below.



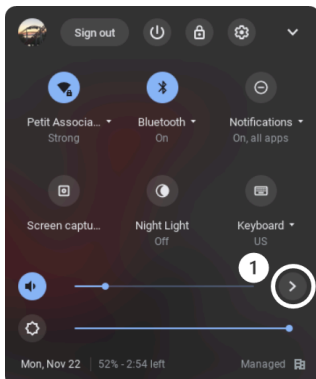
02. Click the “play” button. You will see a dialog box pop up requesting access to your microphone. Select “Allow.”



03. If the microphone is working, you will see the line move when you talk/make noise.

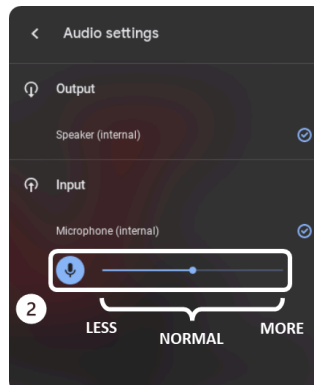
 **Time-Saving Tip!** If you are going into a Google Meet, you can test your camera and microphone before entering!

Make sure the volume adjuster for the microphone in the sound settings is not muted (see images below)!



Click the audio menu.

*You can also adjust the volume using the top slider!*



Adjust the volume input using the slider. The slider should be in the middle for best quality.