


KĀKANO TERM 3 WEEK 7 HOME LEARNING TIMETABLE

SPRING

	Monday September 6	Tuesday September 7	Wednesday September 8	Thursday September 9	Friday September 10
10.00-10.20	FITNESS Go Noodle - https://app.gonoodle.com Les Mills fitness for kids - https://watch.lesmillsdemand.com/born-to-move-free Mini Triathlon - indoors or outdoors - 15 star jumps, 15 squats, jog on the spot for 5 minutes. Clap, Stomp, Jump - Friday shake out dance Cosmic kids yoga Kids workouts with Joe Wicks				
					
10.20-10.40	TE REO He aha tēnei? What is this? This week we are learning how say what something is in te reo Māori. Watch this video and learn how to ask the question <i>What is this?</i> And answer the this question. Link: He aha tēnei?	TE REO Watch the He aha tēnei? Youtube lesson again. Pay close attention on how to say what something is in te reo Māori e.g <i>"this is a flower"</i> - He putiputi tēnei Venture outside and find 2/3 things related to Spring from the Seesaw activity page. Upload a photo/video of you holding what you've found and tell us what you have in a sentence in te reo Māori e.g <i>"this is a flower"</i> - He putiputi tēnei. Link: He aha tēnei? What is this? Kōanga/spring	Kapa Haka Come and join in on Kapa Haka today. We are learning our kupu (words) and actions to the new waiata that we're learning- Haere mai ki Maniapoto	TE REO Practise colours in te reo Māori. This will help you to describe things in te reo Māori. Have a go at adding these to your "spring" sentences for "he aha tēnei" e.g "He putiputi mā whero tēnei" This is a pink flower. Link: Colours in te reo Māori	
10.40-11.30	LITERACY 20 mins of StepsWeb or Epic Reading Spring Poetry Use the words to create a poem.	LITERACY 20 mins of StepsWeb or Epic Reading Spring senses Go for a walk in nature or spend some time outside	LITERACY 20 mins of StepsWeb or Epic Reading Daffodil description Look at the picture of a daffodil or go for a walk in your local area and see if you can find any	LITERACY 20 mins of StepsWeb or Epic Reading Spring nouns and adjectives Create a Spring scene with emojis.	LITERACY 20 mins of StepsWeb or Epic Reading Ugly Duckling story sequence Listen to the story of <i>The</i>

	Record yourself reading your poem.	<p>Draw things you see, hear and smell in the Spring.</p> <p>Explain your drawings in complete sentences ("I see ____ in the Spring. I hear ____ in the Spring. I smell ____ in the Spring.")</p>	<p>daffodils. Have a really good look at the flower and what you notice.</p> <p>Draw the daffodil and write a story describing what it looks like.</p> <p>Think about words you could use to describe the stem and petals.</p> <p>Think about what daffodils remind you of and what they are similar to.</p>	Write an adjective (describing word) and a noun (thing) For example, hot (adjective) sun (noun).	<i>Ugly Duckling</i> and try to put each of the pictures in the correct sequence with the words to match.
11.30-12.00 BREAK					
12.00-1.00	<p>MATHS 10 mins of a Sheppard Maths game</p> <p>Spring Graphing</p> <p>Using the pictures of Spring items, complete the 7 pages of activities:</p> <ul style="list-style-type: none"> Counting Tens frames Graphing Tally marks Circle most and least More/less than 	<p>MATHS 10 mins of a Sheppard Maths game</p> <p>Spring code subtraction</p> <p>Use the code to work out the number sentences. Then solve the answer to the subtraction problems.</p>	<p>MATHS 10 mins of a Sheppard Maths game</p> <p>The lambs at the farm</p> <p>Farmer Brown has 3 paddocks. In each paddock there were 5 lambs, how many lambs did farmer Brown have? How many lambs would there be if Farmer Brown had 8 paddocks with 5 lambs in each paddock? How many lambs would there be if Farmer Brown had 12 paddocks with 5 lambs in each paddock?</p>	<p>MATHS 10 mins of a Sheppard Maths game</p> <p>Baby Animal Patterns</p> <p>Look at the patterns that are done for you and add the next picture in the pattern. To challenge yourself, make up your own pattern using the baby animal pictures.</p>	<p>MATHS 10 mins of a Sheppard Maths game</p> <p>Spring word Problem solving</p> <p>Read or click to listen to each problem, there are 4 problems to answer, use the picture tools to help you solve each problem, write your answer and record how you worked it out.</p>
1.00-2.00 LUNCH					
2.00-3.00	<p>CREATE You can do one of these every afternoon, in any order that you want. You could also do any other cool thing you want and take a photo of it for me.</p>				



Use paper strips to make a paper flower




Collect sticks, leaves, flower petals or things you can find in your garden and have a go at turning it into a blossoming tree

[Colour the Daffodil](#)

[Signs of spring challenge](#)

Walk around your community, find a sign of spring and take a photo, write a caption and upload it to seesaw

KĀKANO TERM 2 WEEK 6 HOME LEARNING TIMETABLE DR SEUSS WEEK

	Monday August 30	Tuesday August 31	Wednesday September 1	Thursday September 2	Friday September 3
10.00-10.20	FITNESS Go Noodle - https://app.gonoodle.com Les Mills fitness for kids - https://watch.lesmillsondemand.com/born-to-move-free Mini Triathlon - indoors or outdoors - 10 star jumps, 10 bunny hops on the spot, run around the house / garden 10 times. Clap, Stomp, Jump - Friday shake out dance Cosmic kids yoga Kids workouts with Joe Wicks 				
10.20-10.40	TE REO Seesaw Task <ul style="list-style-type: none"> See if you can match the pictures that rhyme with them in te reo Māori Link: Cat in the Hat rhyming activity in te reo Māori .			Kapa Haka Come and join in on Kapa Haka today. We are learning our kupu (words) and actions to the new waiata that we're learning- Haere mai ki Maniapoto	Seesaw Task If not completed yet, have a go at the Cat in the Hat rhyming activity in te reo Māori .

10.40-11.30	LITERACY 20 mins of StepsWeb or Epic Reading Link: One Fish Two Fish Red Fish Blue Fish If you could change the animal in the story One Fish Two Fish Red Fish Blue Fish what would you choose? Write an explanation explaining what animal you would choose and why you would choose this animal. You could draw a picture of your animal too.	LITERACY 20 mins of StepsWeb or Epic Reading Link: Oh the places you'll go by Dr Seuss Listen to the story. Then Draw pictures of the places you want to go to. Record yourself talking about the picture Seesaw link	LITERACY 20 mins of StepsWeb or Epic Reading Link: Rhyme with Dr Seuss OR Dr Seuss Rhyming words Look at the words on the side and decide which words rhyme. Can you think of other words that rhyme with -egg -fox -dog -fish -cat	LITERACY 20 mins of StepsWeb or Epic Reading The Lorax Listen to the story of the Lorax. Make a video of you retelling the story. Can you explain what happened at the beginning, middle and end?	LITERACY 20 mins of StepsWeb or Epic Reading Link: Green Eggs and Ham rap Listen to the Green Eggs and Ham rap. Make a video of you maybe rapping a page or a whole story of your favourite book at home. Upload to Seesaw
11.30-12.00 BREAK					
12.00-1.00	MATHS 10 mins of a Sheppard Maths game Dr Seuss Patterns	MATHS Basic Facts Game Dr Seuss fractions of a set You may need help from an adult with this. Move 15 fish into the fish bowl and write the fraction for each colour	MATHS 10 mins of a Sheppard Maths game Dr Seuss Fox and socks problem solving -There were 14 foxes sitting on some boxes. How many socks were there altogether? -There were 7 foxes sitting on some boxes. How many eyes can you see altogether?	MATH Basic Facts Game Dr Seuss graphing Sort the fish into their correct columns. Figure out which group has the most fish and which has the least. Write a few statements explaining what the graph tells us.	MATHS 10 mins of a Sheppard Maths game Dr Seuss fractions Read the questions (or click on the speaker to have the question read aloud). Record the fraction.
1.00-2.00 LUNCH					

2.00-3.00

CREATE


Watch [How to Draw Cat in the Hat](#) and draw a cat in the hat on a strip of paper or cardboard to turn into a bookmark. If you have a whole punch and string or wool, add this to the top to make it easier to find your page.



Create [Dr Seuss inspired houses](#)




[Make some spotty put me in the zoo biscuits](#)



KĀKANO TERM 2 WEEK 5 (WED-FRI) 2021 HOME LEARNING TIMETABLE

	Wednesday August 25	Thursday August 26	Friday August 27
10.00-10.20	FITNESS Go Noodle - https://app.gonoodle.com Les Mills fitness for kids - https://watch.lesmillsdemand.com/born-to-move-free Mini Triathlon - indoors or outdoors - 15 star jumps, 15 squats, jog on the spot for 5 minutes. Clap, Stomp, Jump - Friday shake out dance Cosmic kids yoga Kids workouts with Joe Wicks		
10.20-10.40	TE REO Listen to and watch our Kupu hou- Akomanga video from last week. Complete the Seesaw task to match the te reo word of the classroom object to the picture Te Reo Maori - Classroom objects	Kapa Haka Come and join in on Kapa Haka today. We are learning our kupu (words) and actions to the new waiata that we're learning- Haere mai ki Maniapoto	TE REO Listen to and watch our Kupu hou- Akomanga video from last week. Complete the Seesaw task to match the te reo word of the classroom object to the picture Te Reo Maori - Classroom objects
10.40-11.30	LITERACY 20 mins of StepsWeb or Epic Reading Carla's Sandwich <ul style="list-style-type: none"> Click on the link above and listen to the story. Create an unusual sandwich that you would like to eat. What would it have in it? Draw a picture of your amazing sandwich and label the fillings so I can read what they are. Ask a grown up to help you make your sandwich then take a picture 	LITERACY 20 mins of StepsWeb or Epic Reading When a dragon moves in <ul style="list-style-type: none"> Click on the link above and listen to the story. Imagine you built a sandcastle and a dragon moved in. Draw a picture of your castle and dragon and write a description about your dragon. Try and write at least 3 sentences describing what your dragon looks like and what it likes to do. Think of 	LITERACY 20 mins of StepsWeb or Epic Reading Captains log <ul style="list-style-type: none"> Captains keep track of everything in their Captain's Log while they are at sea and leave some interesting stories and notes for everyone to read. It's your turn to take charge and write about everything you see! Think about everything that happened today. What were the best moments? Did you do something special? Did you create

	and record how it tastes for me to hear.	some cheeky things you and your dragon might do together.	something? Walk somewhere interesting? <ul style="list-style-type: none"> Write A captains entry into a journal, on seesaw or on a piece of paper filling me in with a log of your day. Send them through via the seesaw link.
11.30-12.00 BREAK			
12.00-1.00	MATHS Play a Basic Facts Game Caterpillar maths problem solving Use your knowledge of skip counting to solve the problem	MATHS Play a Basic Facts Game Link: Which holds more cups? Compare volumes of containers in your kitchen Seesaw link	MATHS Play a Basic Facts Game Help Farmer Fred
1.00-2.00 LUNCH			
2.00-3.00	CREATE Here are some suggestions of how you could get creative in the afternoon: <ul style="list-style-type: none"> Build your own secret reading fort. Link - Build a Fort  <ul style="list-style-type: none"> Make some puffy paint and create a picture https://www.midgetmomma.com/sidewalk-paint/ 		



- **Nature art:** Collect sticks, leaves, flowers and other items from nature. Create images of faces, animals or insects.



- [make a boat that floats](#)



- Create a family game together.

