Getting things ready for making slime Worksheet

1. What do we need to make slime?

		✔ **OR** write for your friend	How does it make the slime feel?
	a <u>bottle</u> of glue	✔	sticky
	half a _____ of water		
	a _____ of baking soda		
	a _____ of contact lens saline solution		

	a _____ of slushie beads		
	a _____ of glitter		

2. Ask and tell

Work in pairs. Take turns to ask and tell.

Student A: What makes slime sticky?

Student B: Glue makes slime sticky.

Making slime Worksheet

1. How much we need to make slime?

[Cut along the dotted lines]

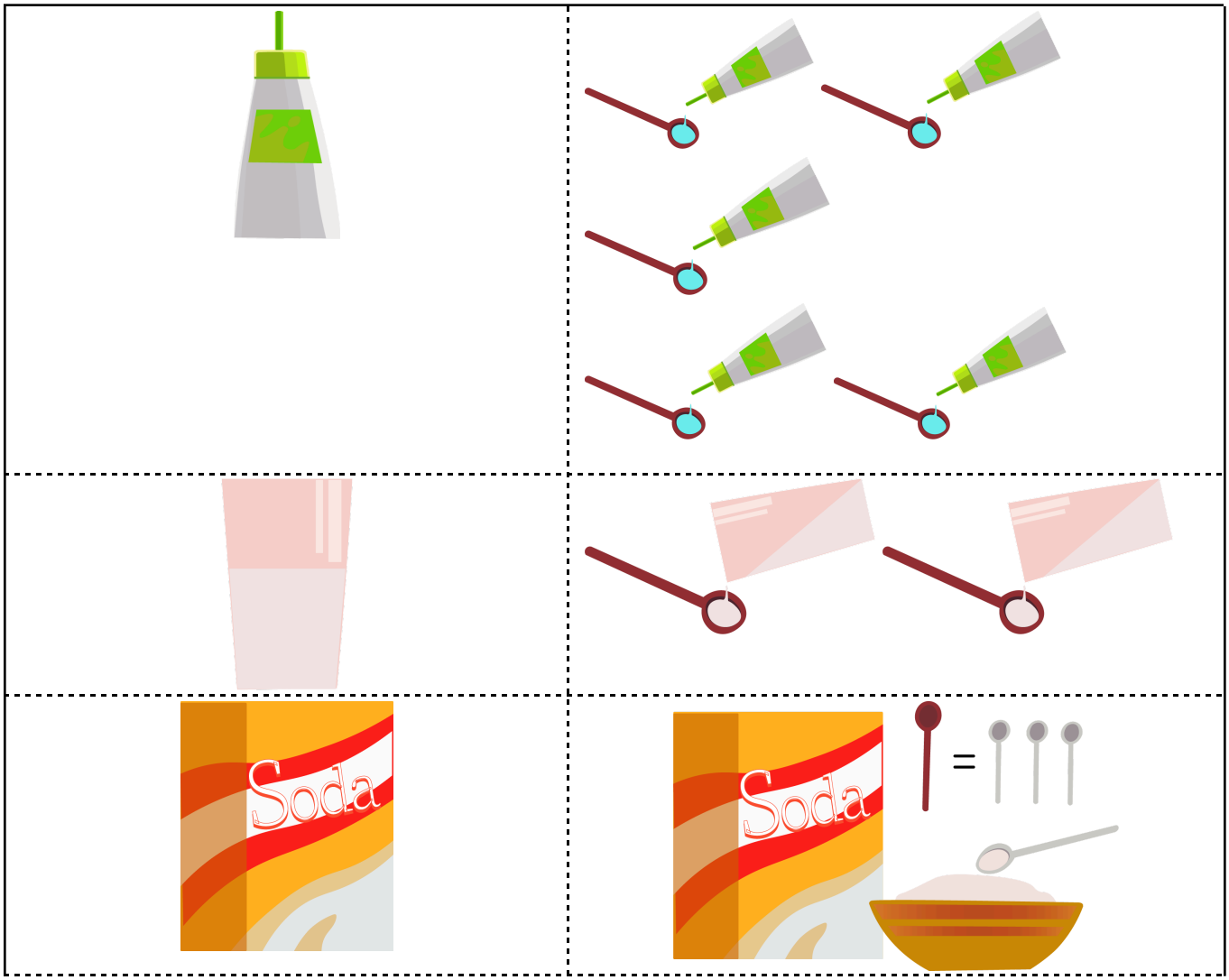


100ml


100ml









2. This is how we make slime. Answer the questions.

Step 1: What do you do? How much of what? Where?  x5	**Squeeze** **5 tablespoons of glue** **into a plastic bowl**
Step 2: What do you do? How much of what? Where?  x2	_____ _____ _____
Step 3: What do you do? What? Where? For how long? 	_____ _____ _____ _____
Step 4: What do you do? How much of what? Where? 	_____ _____ _____

Step 5: What do you do? How much of what? Where? 	_____ _____ _____
Step 6: What do you do? What? For how long? 	_____ _____ _____
Step 7: What do you do? How much of what? Where?  x2	_____ _____ _____
Step 8: What do you do? How much of what? Where? 	_____ _____ _____
Step 9: What do you do? What? For how long? 	_____ _____ _____
Step 10: What do you do? What? Where? 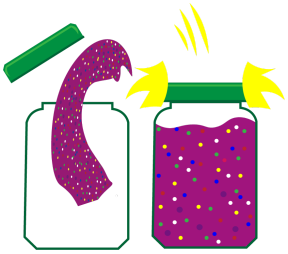	_____ _____ _____