



## Give It A Try Checklist

### ✓ Unified Menu



- o swipe out from left, right, and bottom
- o go to the Locker
- o swipe from right to left to see the pages of apps



### ✓ Start a stopwatch

- o go to the Locker
- o select the Timer app 
- o change from timer to stopwatch
- o start the stopwatch
- o keep the stopwatch on your screen throughout this checklist






### ✓ Open the Whiteboard app

- o begin writing with multiple points of touch; you can change color if you like
- o switch to the cursor/select tool; write with the pen, move with touch, erase with palm
- o change the background (color and/or built-in backgrounds)
- o add a chart or graph then resize with pinch and zoom, move with touch
- o move to a new space in the infinite canvas
- o select Dual User mode
- o use a ruler or protractor to make a straight line on both sides of the whiteboard
- o go back to single user by clicking the Dual User icon



✓ Make custom spinners

- o go to the Locker
- o select the Spinner app 
- o use drop down menu to select *CREATE LIST*
- o Name spinner – you can make a custom spinner of your choice or input names of family members
- o enter at least 5 items into spinner
- o click Done
- o tap on settings gear, change setting so that it will not repeat selection
- o move to desired place on screen
- o spin your custom spinner
- o choose the + sign to add another spinner
- o close both spinners by using the 


✓ Annotate over a website

- o go to the Locker
- o select the Chromium app 
- o navigate to the school district's website
- o open the Annotate app 
- o change the pen color and circle something on the page
- o clear annotations using the trashcan icon
- o use highlighter  highlight text (you may want to change highlighter width by tapping on highlighter a 2<sup>nd</sup> time)
- o hide annotations 
- o scroll on page or click on a link to navigate to a new page
- o show annotations 
- o close the Annotate app

✓ Screen Capture an image

- o go to the Locker
- o select the Chromium app 
- o search for a picture of your school
- o go to the image results and tap on the picture of your choice
- o Screen Capture the image  and bring into the whiteboard
- o draw yourself in front of the school
- o resize (pinch) the image so that it is smaller than full screen

✓ Open multiple windows

- o dock the open Whiteboard to the left
- o go to Open/Recent apps
- o select the Chromium app 
- o dock it to the right

✓ Close open apps

- o go to Open/Recent Apps
- o close all open apps, except the Timer, using the (x) below each app icon

✓ Stop the stopwatch

✓ Congratulate yourself for knowing the basics of your panel!