

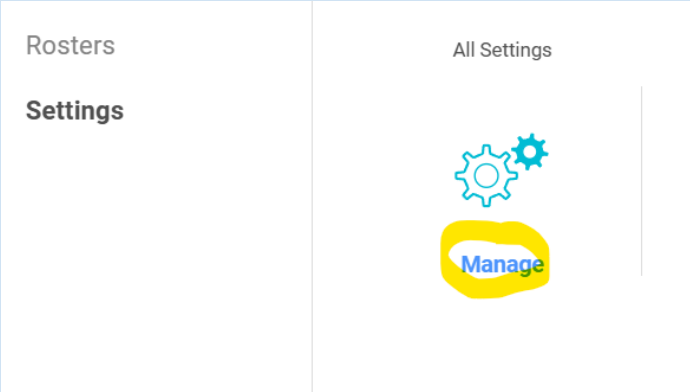
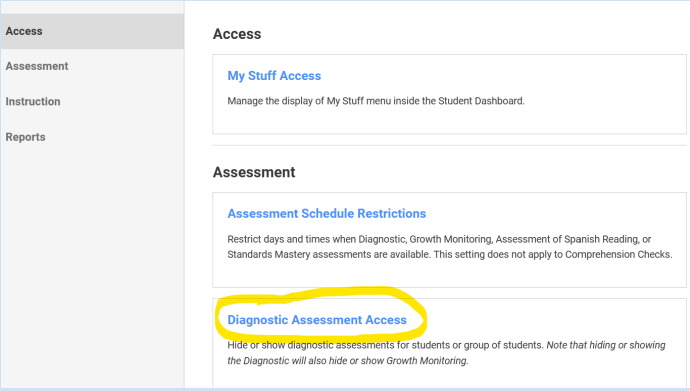


# Hide or Turn On i-Ready Diagnostic for a CLASS

## Directions for Individual Student Settings

1. In the teacher dashboard, click MANAGEMENT.	 The i-Ready logo is on the left. To its right is a yellow circle containing the word "Management". Further right are the links "Assess & Teach", "Reports", and "Help".
2. On the left, click SETTINGS.	 The interface is split into two columns. The left column is titled "Rosters" and contains a yellow circle with the word "Settings". The right column is titled "Students" and contains a person icon and a blue "Manage" button.
3. Under "All Settings," click MANAGE.	 The interface is split into two columns. The left column is titled "Rosters" and contains the word "Settings". The right column is titled "All Settings" and contains a gear icon and a yellow circle with the word "Manage".
4. Click DIAGNOSTIC ASSESSMENT ACCESS.	 The interface shows a left sidebar with "Access", "Assessment", "Instruction", and "Reports". The main content area has a section titled "Access" with a link "My Stuff Access" and a description. Below that is a section titled "Assessment" with a link "Assessment Schedule Restrictions" and a description. At the bottom is a link "Diagnostic Assessment Access" which is circled in yellow, with a description below it.

5. Look at the value for the class. To hide the diagnostic for the class, **click EDIT**.

School Class/Report Group Student

Subject School INNES MIDDLE SCHOOL

Showing 126 of 126

Class/Report Group	Teacher(s)	Grade	Value
25 Language Arts 6 0700 Section 1 - Period 3-2460753	[REDACTED]	6	On
25 Language Arts 6 0700 Section 10 - Period 8-2460825	[REDACTED]	6	On
25 Language Arts 6 0700 Section 11 - Period 8-2473137	[REDACTED]	6	On

6. Toggle the button to OFF.

**SAVE CHANGES**

Subject School INNES MIDDLE SCHOOL

Showing 126 of 126

Class/Report Group	Teacher(s)	Grade	Value
25 Language Arts 6 0700 Section 1 - Period 3-2460753	[REDACTED]	6	Off
25 Language Arts 6 0700 Section 10 - Period 8-2460825	[REDACTED]	6	On
25 Language Arts 6 0700 Section 11 - Period 8-2473137	[REDACTED]	6	On
25 Language Arts 6 0700 Section 12 - Period 4-2473139	[REDACTED]	6	On

Cancel Save 1 change(s)

7. To turn the diagnostic ON, follow the above steps, then toggle the access button to ON.

