






Day 1 – Choose eight of the following learning opportunities to do today!




As you work through these activities, please be mindful of your personal health and well-being as well as that of those around you. Be safe, work with an adult when possible/necessary, and practice social distancing.

	English Language Arts	Mathematics	Science	Social Studies
Offline 	<p>Draw a picture of 3 of your favorite things to do at home. Write a sentence about one of them.</p> <p>I like to ____ at my home because ____.</p> <p>Read your sentence to someone.</p>	<p>Draw these shapes on a piece of paper: square, rectangle, triangle, hexagon, and circle.</p> <p>Look for these shapes in your house.</p>	<p>Sometimes you might see a gecko running across a wall.</p> <p>What wonderings do you have about why geckos run from place to place?</p>	<p>Explain some rules in your house.</p> <p>Why do you have these rules?</p> <p>What happens if you disobey these rules?</p>
Online 	<p>Using an online tool such as Drawisland, draw a picture of 3 of your favorite things to do at home. Write a sentence about one of them.</p> <p>I like to ____ at my home because ____.</p> <p>Read your sentence to someone.</p>	<p>Play an online game matching the words to 2D shapes.</p>	<p>Read information about birds in Hawaii.</p> <p>How does each bird change its environment?</p> <p>Draw a picture of one or more bird changing its environment.</p>	<p>Watch Rosa Parks: A Proud Daughter. This is about postcards and what they can teach us. Tell three things you learned from this.</p>
Active/ Interactive 	<p>Act out each of the things you like doing at home without saying anything.</p> <p>Ask someone to guess what it is that you are doing.</p>	<p>Sort your toys. Sort them by color, size, shape, and /or category. Write a short sentence to tell your teacher how you sorted them.</p> <p>I sorted my toys by ____.</p>	<p>Grow a plant at home!</p> <p>Work with a helper to plant and grow a plant. You can use seeds and soil you have at home. Many vegetables, like bok choy or green onion, can sprout if you put the root side in a cup of water.</p> <p>What do plants need to grow?</p>	<p>What symbols make you think of certain holidays?</p> <p>Draw them and tell about the holiday it represents.</p>



Day 2 – Choose eight of the following learning opportunities to do today!




As you work through these activities, please be mindful of your personal health and well-being as well as that of those around you. Be safe, work with an adult when possible/necessary, and practice social distancing.

	English Language Arts	Mathematics	Science	Social Studies
Offline 	<p>Go on a treasure hunt at your home and find items that begin with as many different letters of the alphabet as you can.</p> <p>Make a table and label each block with a letter. Draw a picture of the item you found under each letter. Write the name of the object.</p>	<p>Write the numbers 1, 2, 3, 4, and 5 on a piece of paper. Use coins, pictures, legos or other items from your house to show what each number represents. Then, draw these items by the number they represent. (For example, my number is 20 so I draw 20 spoons on my paper.)</p>	<p>Write or draw what you would wear outside in weather that is:</p> <ul style="list-style-type: none">• Sunny and hot• Rainy and cool• Windy and warm <p>Why did you pick each type of clothing?</p>	<p>Tell what you think people need and what people want.</p> <p>What is the difference?</p> <p>Can we ever have everything we need and want? Why or why not?</p>
Online 	<p>Play an online letter hunt game. See how many letters you can find.</p> <p>Lower Case Cloud Catcher Spot the Blended Word Blending Sound Spellings</p>	<p>Play an online game to practice counting, sorting, and comparing.</p> <p>https://www.abcya.com/games/counting_sorting_comparing</p>	<p>Using a thermometer or an online app, record the temperature each hour throughout the day. Do this for a week.</p> <p>What patterns do you notice?</p>	<p>How can we use maps to show others where things are?</p> <p>See Peg + Cat The Jelly Maps</p>
Active/Interactive 	<p>Make your own alphabet board on a piece of paper that has 26 blocks. Write each of the letters of the alphabet, one in each box.</p> <p>Give clues to your child and ask them to find something in a room that begins with a certain letter. (e.g. Find something in the kitchen that begins with “s”. (sink).</p>	<p>Count things in your house! (Toys, stuffed animals, windows, stairs, cereal pieces in a bowl, etc.)</p> <p>Write a short sentence to tell your teacher what you did.</p> <p>I counted _____ in my house.</p>	<p>Design a piece of artwork that will change with the weather.</p> <p>Think about how different materials might act in the sun, shade, wind, rain, hot, or cold.</p> <p>Draw or assemble your artwork and describe it to a family member or friend.</p>	<p>Draw a picture of yourself and other members of your family.</p> <p>How are people alike and how are they different?</p> <p>Compelling Question: Is everyone unique?</p>



Day 3 – Choose eight of the following learning opportunities to do today!

As you work through these activities, please be mindful of your personal health and well-being as well as that of those around you. Be safe, work with an adult when possible/necessary, and practice social distancing.

	English Language Arts	Mathematics	Science	Social Studies
Offline 	<p>Draw a picture of a room in your house and label the different things in that room.</p> <p>Share your picture with someone and tell them what you drew.</p>	<p>Count to 100 (or higher if you can)! Also, try counting by 10s.</p>	<p>Design an experiment to test how you can bounce a ball as high as possible.</p> <p>Carefully, carry out your experiment and collect data.</p> <p>Describe what you observed.</p>	<p>Draw a picture of yourself being responsible and describe the picture to someone else.</p> <p>Compelling Question: What does responsibility look like?</p>
Online 	<p>Using an online tool such as Drawisland, draw a picture of a room in your house and label the different things in that room.</p> <p>Share your picture with someone and tell them what you drew.</p>	<p>Play an online game to practice skip counting. Focus on counting by 10's.</p> <p>https://www.abcya.com/games/number_bubble_skip_counting</p>	<p>Watch a video about ulu maika.</p> <p>Draw a picture or tell a helper how the game of ulu maika uses forces, which are pushes or pulls.</p>	<p>Have someone read you a Hawaiian story or legend. Who was helpful in that story? How did they help? What can you learn from this story?</p>
Active/Interactive 	<p>Plan a game of “Simon says” and practice preposition words (<i>to, from, in, out, on, off, for, of, by, with</i>).. For example... Simon says put your hand... ... on the table. ... by to the door ... on the bed</p>	<p>Walk around your house with a family member or caregiver.</p> <p>Count your steps as you walk.</p> <p>Count by ones and tens.</p>	<p>Design a game that uses pushes or pulls.</p> <p>Play your game with someone in your house and explain to them how it works.</p>	<p>Demonstrate responsibility at home by telling your family things you could do to be more responsible at home.</p> <p>With your family, pick one or two things and carry them out.</p>






Kindergarten At-Home Learning Choice Board

Days 1-5

Day 4 – Choose eight of the following learning opportunities to do today!




As you work through these activities, please be mindful of your personal health and well-being as well as that of those around you. Be safe, work with an adult when possible/necessary, and practice social distancing.

	English Language Arts	Mathematics	Science	Social Studies
Offline 	<p>Find your favorite book and have someone read it to you or read it yourself.</p> <p>Tell someone about your favorite part of the book and why it is your favorite part.</p>	<p>Have a friend or family member call out a number between 1 and 100. Your job is to start counting at that number and count up to 100.</p>	<p>Look out of your window or take a walk.</p> <p>Where do you see that humans have changed the environment?</p> <p>Draw three ways that you see that humans have changed the natural world.</p>	<p>Create a map of your house or your bedroom on blank paper.</p> <p>Be sure to ask someone to help you label your map.</p>
Online 	<p>Go to StoryPlace and choose a book.</p> <p>Listen to the story and then tell your favorite part of the book and why it is your favorite part.</p>	<p>Play an online game, connecting dots and counting to 100. Start from a number between 1 and 100.</p>	<p>Play the Cleaner Upper game!</p> <p>What types of trash did you find?</p> <p>What did you do with the trash to help save the environment?</p>	<p>A meteorologist is someone who predicts the weather.</p> <p>Pretend you are a meteorologist and record a video of your weather forecast.</p> <p>Post it to YouTube or another site for future viewing.</p>
Active/ Interactive 	<p>Retell your favorite story and act out your favorite part.</p>	<p>Hop up and down and count by 10s to 100.</p>	<p>People can cause damage to the environment.</p> <p>Brainstorm three ways that you could reduce the impact of different types of damage.</p> <p>Draw a model of your ideas.</p>	<p>Do you know anyone who has moved away from Hawaii? Do you know anyone who moved here from another place?</p> <p>If so, see if you can talk to two or three people about why they moved.</p>



Day 5 – Choose eight of the following learning opportunities to do today!

As you work through these activities, please be mindful of your personal health and well-being as well as that of those around you. Be safe, work with an adult when possible/necessary, and practice social distancing.

	English Language Arts	Mathematics	Science	Social Studies
Offline 	Practice writing words that rhyme (same ending sound) with each other. How many words can you write that rhyme with... <ul style="list-style-type: none">• man• sun• tin• pop• bet	Write the numbers 6, 7, 8, 9, and 10 on a piece of paper. Use coins, pictures, legos or other items from your house to show what each number represents. Then, draw these items by the number they represent. (For example, my number is 20 so I draw 20 spoons on my paper.)	Are you ready for a hurricane? Look around your house to see if you have these items: <ul style="list-style-type: none">• Flashlight• Canned food• First aid kit• Can opener• Portable radio	Make up a story using some of the following words: today, tomorrow, yesterday, over, under, next to, left, right, middle, first, last next.
Online 	Using google docs or another tool, type out words that rhyme (same ending sound) with each other. How many words can you write that rhyme with... <ul style="list-style-type: none">• man• sun• tin• pop• bet	Use Khan Academy Kindergarten course for 15 - 20 minutes.	With a helper, read Maka the Safety Superhero . Talk with an adult about how you can be prepared for a hurricane.	What things did children long ago use ? Compare those things to things we use today?
Active/Interactive 	Sing your favorite nursery rhyme (e.g. Hickory Dickory Dock, Twinkle Twinkle Little Star) and clap each time you hear a rhyming word. Say which words rhyme in the song.	Hop up and down and count to 38.	Think about a time that the weather has changed your plans, like recess being canceled or having to change your clothes. Write a story about that time and how it made you feel.	Who are some community helpers? What do they do?