

MOBILE Bulletin Instructions

STEP ONE:

On your mobile-device (phone/tablet), download the PDF bulletin from the [website home page](#). Make sure to save it somewhere on your device that you'll remember.


STEP TWO:

Go to your device's App Store and download "Adobe Acrobat Reader: Edit PDF" ("the app").

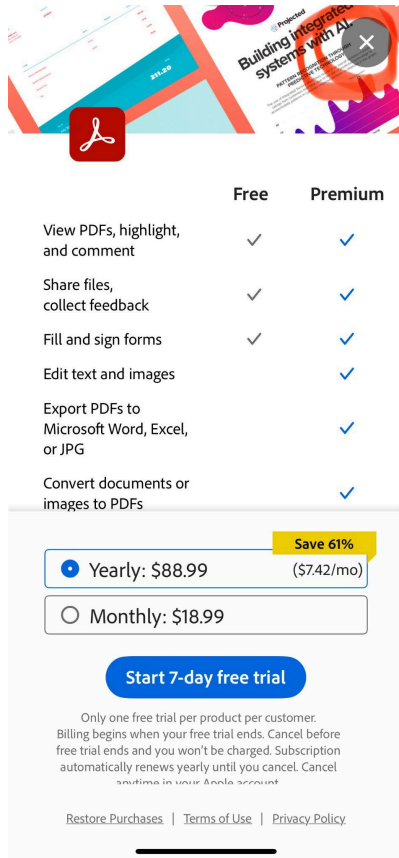
If you already have the app, go into your App Store and ensure it is the most recent version of the app for full functionality.

STEP THREE:

Open the app as circled in the image below:

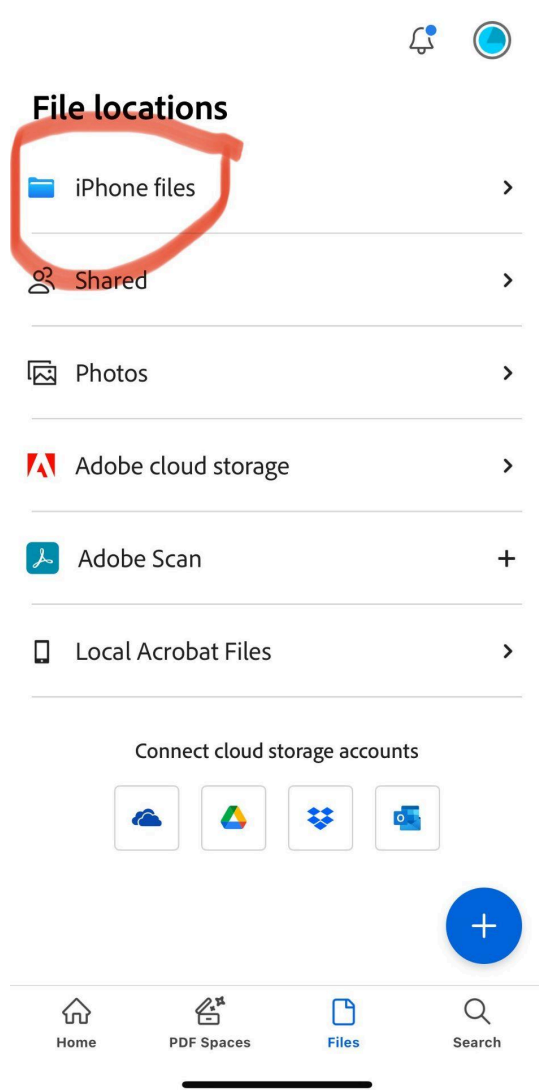


No subscription is required to use the app for viewing pdfs. If a subscription screen appears, click the X at the top right of the screen to close out of the subscription screen, as circled in the image below:



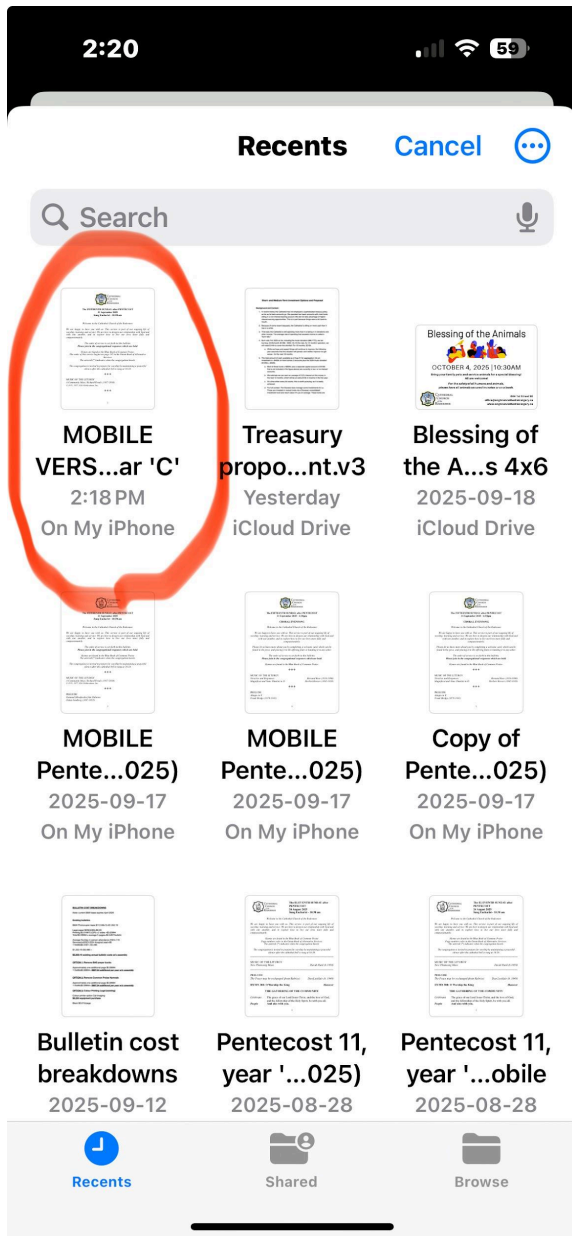
STEP FOUR:

On the home screen of the app, click the link for your local device files, as circled in the image below (Android will be similar):



STEP FIVE

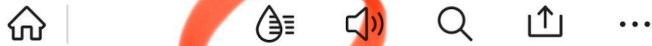
On your screen will be a list of your files, as in the image below. Click on the most recent file, which should be at the top left and be called "MOBILE" something, as circled in the image below. If the downloaded file is not seen, navigate to the location where you saved it on your phone and click on it.



STEP SIX:

When you open the file in the app it will look like the image below with small text. Click the water drop icon (circled) at the top of your screen to turn on "liquid mode". This will format the text to whatever screen you are using.

2:18



Generative summary



CATHEDRAL
CHURCH
of the
REDEEMER

1

The FIFTEENTH SUNDAY after PENTECOST
21 September 2025
Sung Eucharist - 10:30 am

Welcome to the Cathedral Church of the Redeemer.

We are happy to have you with us. This service is part of our ongoing life of worship, learning and service. We are here to deepen our relationship with God and with one another, and to explore how to live our lives more fully and compassionately.

The order of service is set forth in this bulletin.
Please join in the congregational responses which are bold.

Hymns are found in the Blue Book of Common Praise.
The order of this service begins on page 185 in the Green Book of Alternative Services.

The asterisk () indicates when the congregation kneels.*

The congregation is invited to prepare for worship by maintaining a prayerful silence after the cathedral bell is rung at 10:20.



MUSIC OF THE LITURGY
A Community Mass, Richard Proulx (1937-2010)
© 1971, 1977, GIA Publications, Inc.




1

PRELUDE
Gammal fäbodpsalm från Dalarna
Oskar Lindberg (1887-1955)

Hymn 372: Praise to the Holiest in the Height
Music: Gerontius, John Bacchus Dykes (1823-1876)



With liquid mode on it should look like this:



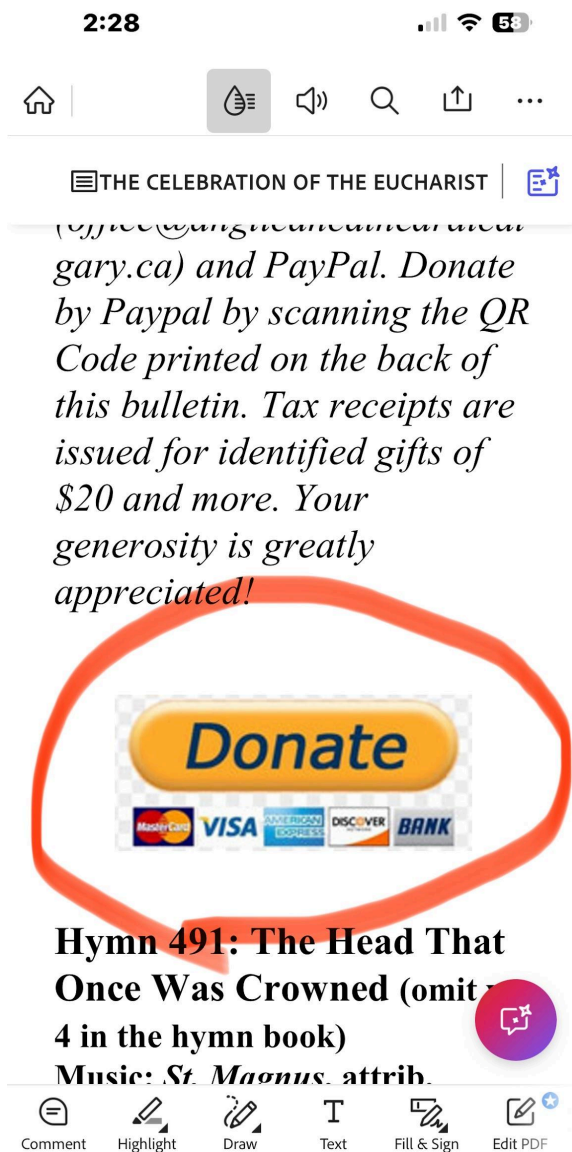
STEP SEVEN:

Play around with it.

Congregational responses are in bold, and the hymn lyrics are included. (If you would like to access the musical notation for the hymns, please use the hymnals in the pews.)

As you scroll down, you'll notice the main sections of the bulletin can be collapsed for easier navigation. You'll also see musical notation included that is not available in the hymnals. If you click on the notation, it will allow you to zoom in on it. You might want to turn your phone sideways (landscape mode) to make viewing it easier. These pieces are usually already familiar to our congregation, so reciting by memory is recommended.

There is a donate button for the offering, as per the image below:



Click on it to open the PayPal donation page (from there, you can click "done" to return to the bulletin).

STEP EIGHT:

Let us know what you think! We are always seeking to make our services more accessible, and if you have any ideas to help us achieve that goal, we very much welcome your feedback.

A FINAL NOTE FOR ANDROID USERS:

If you have an Android device, you can set a default app for viewing PDFs. This makes the process easier in the future. Go to your Settings > Apps > Default apps, tap the current PDF viewer, select Clear defaults. Then open a PDF. When prompted, select the Adobe app and check to “always” use that app to open PDFs. The next time you scan the QR code in the narthex, the file will automatically download and open in the Adobe app.