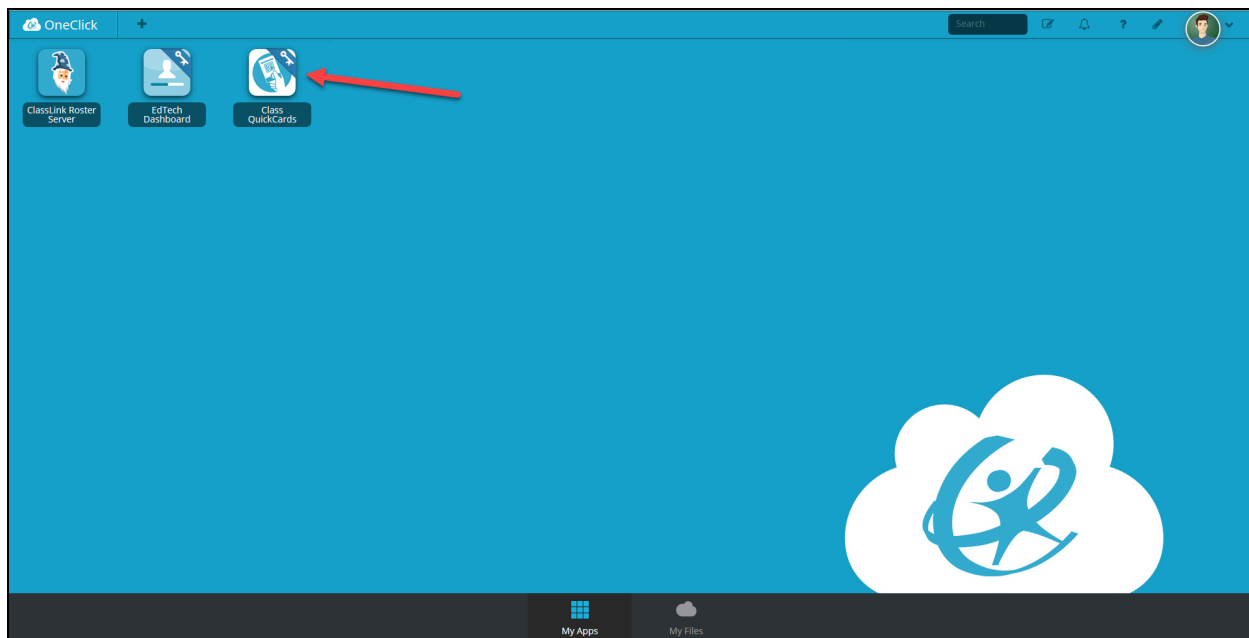


QuickCard app for Teachers

Teachers now have the ability to manage QuickCards for students in their classes!

Using the app

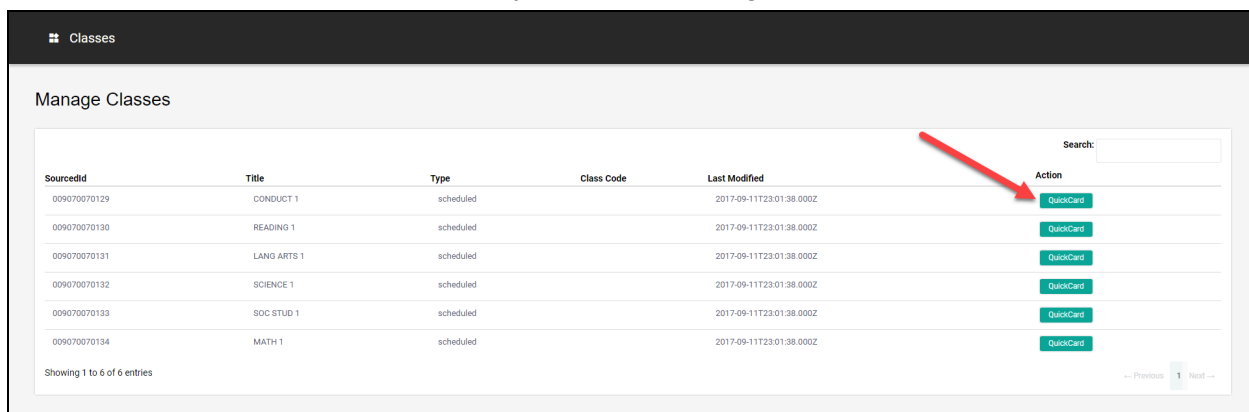
To start, open the Class QuickCards app.














If you don't see the QuickCard app:

Contact an administrator and have them make sure the app is assigned to you.

On opening the app, you will see information on the classes you are teaching. Click the "QuickCard" button for the class whose QuickCards you want to manage.



You will then see information on the students enrolled in that class. Clicking "Generate QuickCard" will create QuickCards for all students in the class. Clicking "Print" will print out all the QuickCards for that class.













































Generate QuickCard-009070070131 ×						
Generate QuickCard Export Data Print			Search: <input type="text"/>			
Portrait	SourcedId	Username	First Name	Last Name	Email	Action
	7119887	EA7119887	EMMANUEL	ANDERSON		↺ 🖨 🗑
	7119928	DB7119928	DESTINY	BRADBURN		↺ 🖨 🗑
	6919989	AC6919989	ALLEN	COLEMAN		↺ 🖨 🗑
	6119875	SG6119875	SHYTRAVEON	GARNER		↺ 🖨 🗑
	7119940	AJ7119940	ARIYAH	JACKSON		↺ 🖨 🗑
	7919938	TL7919938	TRAVEON	LEE		↺ 🖨 🗑
	7119965	JR7119965	JAZYA	ROBERSON		↺ 🖨 🗑
	6119926	LS6119926	LYRIC	STEWART		↺ 🖨 🗑
	6759940	SW6759940	SHAMIAH	WHALEY		↺ 🖨 🗑
	7919989	KW7919989	KENNETH	WILLIAMS		↺ 🖨 🗑
	6119955	ZW6119955	ZAVION	WILSON		↺ 🖨 🗑

Managing individual QuickCards

Generate QuickCard-009070070131 ×

Generate QuickCard Export Data Print

Search:

Portrait	SourcedId	Username	First Name	Last Name	Email	Action
	7119887	EA7119887	EMMANUEL	ANDERSON		  
	7119928	DB7119928	DESTINY	BRADBURN		  
	6919989	AC6919989	ALLEN	COLEMAN		  
	6119875	SG6119875	SHYTRAVEON	GARNER		  
	7119940	AJ7119940	ARIYAH	JACKSON		  
	7919938	TL7919938	TRAVEON	LEE		  
	7119965	JR7119965	JAZYYA	ROBERSON		  
	6119926	LS6119926	LYRIC	STEWART		  
	6759940	SW6759940	SHAMIAH	WHALEY		  
	7919989	KW7919989	KENNETH	WILLIAMS		  
	6119955	ZW6119955	ZAVION	WILSON		  

In addition to being able to generate and print QuickCards for all users, you can also do the same for individual students.

- The green button will reset a student's QuickCard (or create one, if they do not already have one).
- The yellow button will print out that student's QuickCard.
- The red button will delete the QuickCard.

I can't find one of my classes/students! If you cannot find one of your classes, or one of your students is not in a class, contact an administrator.