

Instructions for Preparing Papers for *Indonesian Journal of Social Sciences, Policy and Politics*

Aaa Surname^{1*}, Bbb B. Surname², Ccc C.C. Surname³

¹ Affiliation, address

² Affiliation, address

³ Affiliation, address

Corresponding Author Email:

ABSTRACT

Received:

Accepted:

Keywords:

key word 1, key word 2, key word 3, key word 4, key word 5, key word 6, key word 7, key word 8
(no more than 8 keywords)

Detailed instructions for preparing your paper submitted to International Journal of Sustainable Development and Planning are given as follows. Please be responsible for the quality and appearance of your work. It's strongly recommended that you directly type over the template or just cut and paste from another document and use markup styles. Please keep in mind all the way through the preparation: do not modify page setup in this template, such as font, line spacing, margin, uppercase and lowercase, and the order of sections. The abstract section is mandatory, with a word limit of 250 words. The purpose, methodology, results & conclusions, and implications should be summarized here. Avoid inserting any reference in this section. In the Keywords section, please enter words or phrases in alphabetical order. There is a maximum of 8 keywords.

1. INTRODUCTION

The introduction must contain (sortly and consecutively) a general background and a literature review (state of the art) as the basic of the brand new research question, statements of the brand new scientific article, main research problems, and the hypothesis. In the final part of the introduction, the purpose of the article writing should be stated. They should be represented in the literature review to show the brand new of the scientific article.

TABLES AND FIGURES

General

(1) Briefly and descriptively title each table and caption each figure. Place figure captions below the figures whereas table titles above the tables. Please do not include captions as part of the figures or put them in "text boxes" linked to the figures. Also, do not place borders around the outside of your figures.

(2) All the table titles and figure captions should be centered, Times New Roman font and 10 pts in size. Just capitalize the first letter of words, phrases and sentences which are included in tables and figures.

(3) Reference each table and figure within the text by writing: e.g., Table 1 or Figure 1 (instead of Tab. 1 or Fig. 1). If possible, place tables and figures in the order mentioned in the text, at top or bottom of page, as close as possible to text reference.

(4) Allow 10 pts spacing between the table title and the table (or between the figure and its caption). The equal spacing is allowed between the table or figure and the following text.

Tables

Words within a table should use 9 pts. The table number should be in bold type.

In general, if a table is too long to fit one page, the table number and heading should be repeated on the next page before the table is continued. Alternatively, the table may be spread over two consecutive pages (first an even numbered, then an odd-numbered page) turned by 90, without repeating the heading. Here is an example:

Table 1. Table title

Heading 1	Heading 2	Heading 3
Table size	can be	edited

Notes: 1. If you must attach a note for further explaining some data in the table, please use 8 pts font size here. 2. If more than one note is to be attached, please number them with "1, 2, 3 ..." and separate them with a period or a semicolon. 3. The right and left borders of the note area must be aligned in relation to those borders of the table above it no matter what the table size is. 4. Please distribute your notes evenly between the margins.

Figures

Please make sure that the captions are on the same page with the relevant figures and tables. Please keep captions short – taking preferably one line. If a caption is a complete sentence, place a period at the end of it. If not, then place no punctuation at the end.

Figures and captions must be centered. Any word, number, shape and symbol on figures must be discernible when the page zoom level stands at 120%. We suggest that you use one of the following Open Type fonts: Times New Roman, Helvetica, Arial, Cambria, and Symbol, when preparing your figures.

Various figures can be accepted. Several examples cited from papers published in previous IJETA journal issues are as follows. Please pay special attention to how much line spacing is allowed in different cases:

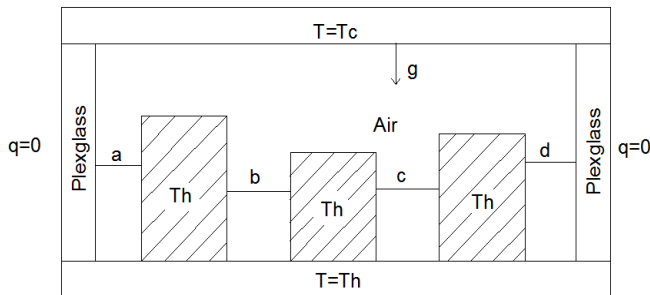
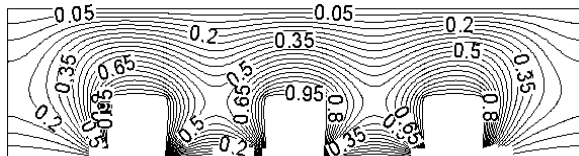
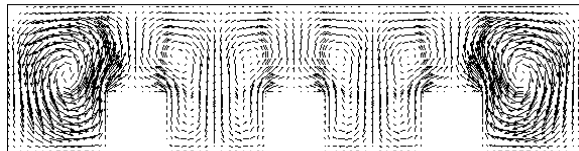


Figure 1. Cavity geometry



(a) Temperature field



(b) Velocity vector field

Figure 2. Three heat sources

2. METHODS

The method explains how the research is conducted, including research design, data collection, research instrument and analytic methods. This part should be narrated..

3. RESULTS AND DISCUSSION

This part consists of the research results and how they are discussed. The results obtained from the research have to be supported by sufficient data. The research results and the discovery must be the answers or the research hypothesis or research question stated previously in the introduction part.

4. CONCLUSION

This is the final part containing conclusions, limitations and recommendations. The conclusions will be the answers of the hypothesis or research question, the research purposes and the research discoveries. The conclusions should not contain only the repetition of the results and discussions. It should be the summary of the research results as the author expects in the research purposes or the hypothesis. Research limitations and recommendations contain deficiency in the research and suggestions associated with further ideas from the research.

ACKNOWLEDGMENT

Acknowledgements to those who support the research (sponsors and respondents). Families and supervisors are not allowed in this section.

REFERENCES

All the references that used in the article must be listed in this part. In this part, all the used references must be taken from primary sources (scientific journals and the least number is 80% from all the references) that published in the last ten years. Each article should has at least ten references and cite IJSSPP articles, at least 3 articles.