

SIGN-MAKING IMAGES AND TIPS

OTHER ARTS RESOURCES [HERE](#)

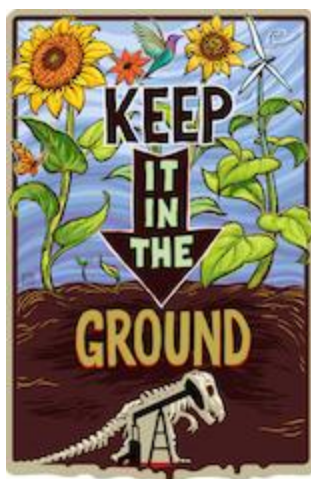
Here are a few images you can use to make your own signs--copy, enlarge, color/paint, mount, screenprint, etc. --there are a lot more downloadable images and tips on sign-making with them or better yet design some yourself.

Download all color and black and white images from Dropbox [HERE](#)



These images are for NON-PROFIT, NON-COMMERCIAL use only.



This image, designed by Jason Justice, was created for ClimateWorkers.org and for everyone connecting Climate Justice with Worker Justice and Migrant Justice for Mayday and for the Peoples Climate Marches.



These images for were made by San Francisco based artist Mona Caron. Her murals, stop-motion painting animations, and illustrations can be seen at monacaron.com, and examples of her other work with social movements around the world can be seen at monacaron.com/artivism



These Wind, Sun and People Power designs were made by for a theater pageant put together by North carolina Climate Justice Summit, Paperhand Puppets and 350.org arts. Designed by Jan Burger, a founding member of [Paperhand Puppet Intervention](http://paperhandpuppetintervention.com/), a puppet theater company based in Saxapahaw, North Carolina, and has worked with Bread and Puppet Theater, Art and Revolution, and the Shoddy Puppet Co. He is also a cartoonist. <http://janmartijnburger.com/>



CultureStrike Images

These hummingbird circle sign images are from Culture Strike created for the Peoples Climate Marches and the marches for Science. There how to make circle signs video here [HERE](#) and the images are downloadable [HERE](#)

Download all color and black and white images from Dropbox [HERE](#)

MORE SIGN IMAGES AND TIPS [HERE](#)

This image for The People's Climate March was made by San Francisco based artist Mona Caron. Her murals, stop-motion painting animations, and illustrations can be seen at monacaron.com, and examples of her other work with social movements around the world can be seen at monacaron.com/artivism

Download color or black and white from Dropbox [HERE](#)

TIPS:

There are many ways to use some of the beautiful art and designs to create art and visuals for your March or Actions. A few tips and how-to's below.

COPY AND PRINT: download, and email to yourself or put on a flash drive and go to your printing place (Like FedEx) or find out who you know who has a color printer or access to color printing. Make color copies (or black and white copies-depending on design) on 11x17 or 12x18 (if that is an option). It's ideal if you can get cardstock or a heavy paper.

MOUNT: You can also mount them on cut-to-size posterboard/cardboard/thin plywood/etc using spray adhesive, glue stick, or tape around the edges. You can use a colored paper/board with a border showing or paint border.

ENLARGE AND ASSEMBLE: One way to make a larger sign is to enlarge the design onto two sideways 11x17 sheets, cut and paste together on a rigid backing, to make one bigger sign—or do it in 4 sections and make it even bigger. You can also get larger color copies at many copyshops, but it can be expensive.

HAND COLOR--HAVE AN ART PARTY: The black and white designs are great to print out and hand color--perfect for hosting an art build for the march. You can easily copy onto 11x17 paper, or enlarge larger, either by cutting and pasting two more more enlarged section together or by coping on a large format copier (most FedEx stores have them). You can use colored pencils, watercolors or watered down latex or acrylic paints--watered down so it the black lines come through, but the color is not too weak. Get brushes that work and do some testing.

SCREENPRINT: You can use the black and white design to screenprint onot paper or fabric and then hand paint those prints. You can mount fabric on top and bottom sticks and attach to a verical pole, called a crossbar flag (Instructions and examples [HERE](#))

MORE IMAGES



Art Images by David Solnit: 8 1/2x11 or 11x17 in color of black and white: **"Protect Our Climate, Water and Health," "End Fracking/100% Renewable," "Keep it in the Ground," "Oil, Coal, Gas = Climate Chaos,"**

[HERE](#)


INDIGENOUS SOVEREIGNTY & NO DAPL ART IMAGES

Thunderbird/No Pipeline Art Signs By Isaac Murdock and Christi Belcourt;



Permission by the artists Isaac Murdoch & Christi Belcourt: these banners images are being made available to download for water and land protectors and organizers to use freely for water or land protection actions. These are for NON-PROFIT, NON-COMMERCIAL use only.

[HERE](#)



Here is a set of posters/signs--color and black and white. [HERE](#)

Water is Life/Mni Wiconi/No DAPL images by Sadie Red Wing



Sadie Red Wing has two images, both color and in black and white [HERE](#).

Solidarity with Standing Rock Art Signs

An [album](#) of the amazing outpouring of art supporting Standing Rock, **curated by Melanie Cervantes**. To download these images from facebook go to the bottom of image click "Options" then on "Download". [HERE](#)

Amplifier Foundation

Indigenous Sovereignty/Climate/Environment Art Downloads: [HERE](#)

Just Seeds No DAPL Art Posters/Signs and Button Templates: [HERE](#)