

GOBLIN GORGE

May 15-21, 2025



- 🧙 Dungeons (7 for the third reward)
- 🧙 Pocket land (for the second reward)
- 🧙 2 Inspiration Trees
- 🧙 Coin of Spring
- 🧙 NEW! Bingo until May 28

■ Spend energy in any land to get bingo tokens.



■ Click on the bingo icon above the quest book to open the menu and spin the drum!



■ If the number you get is in your card, it will be marked automatically with a star. If not, spin the drum again.



■ When star-marked numbers form a winning combination, you'll get a nice reward and the card will reset. Keep spinning to get more bingos!



■ Collect 15 bingos to unlock a unique decoration for your estate! This decoration generates gifts like a dahlia.

Forest Waterfall



Story

Something strange is happening in the Goblin Gorge!

The locals are complaining about disappearances, witchcraft, and sinister giggling!

They say that the goblins have left their caves and are causing all sorts of mischief.

It's time to get to know these fairytale creatures.

Rewards



Fragrant Cauldron

Generates gifts every 24 hours, 10 times in total
For completing all the quests



Cave Altar

Clickable

For finishing the tasks in the Toothy Hole (don't forget to collect all the rewards from the menu with the tasks)















Predatory Chest

















Works like a dahlia.






Put the resources inside and wait. Only the chest knows what it will return.

For 7 dungeons in the Knick-Knack Woods

Quests


Main part of the land (Goblin Gorge)		
<div>Mysterious gorge</div> <div>ENERGY 20 VITAMINS 2 WREATH 1</div>	<div>Travel to the Goblin Gorge</div> <div>Get Goblin Coins from Precious Deposits</div> <div>Calm the Bubble Gum down</div>	<div></div> <div></div> <div></div>
<div>Predatory Chest</div> <div>XP 500 GLOVE 1 FAN 2</div>	<div>Feed the Predatory Chests</div> <div>Clear the leaves off the Map Fragments</div> <div>Put the map together next to Scholar Knight</div>	<div></div> <div></div> <div></div>
<div>Music Fruit</div> <div>XP 700 RAINBOW 2 PINECONE 5</div>	<div>Gather some Music Fruit</div> <div>Ask Croakus Pokus to make the Spell</div>	<div></div> <div></div>
<div>Helping the peasants</div> <div>XP 700 CANDLE 4 FEATHER 5</div>	<div>Find Mill Keys in the Haystacks</div> <div>Start the Mills</div> <div>Clean the wells</div>	<div></div> <div></div> <div></div>
<div>Royal guards</div> <div>XP 700 FIRE SALT 4</div>	<div>Catch the Royal Errands</div>	<div></div>

<p>EMERALD 3</p>	<p>Get the Swords out of the Stones.</p> <p>Give the Swords and Royal Errands to the Guardians</p>	 
<p>Sleeping Potion</p> <p>XP 700 MARBLES 5 CUP 5</p>	<p>Cross the Bridge</p> <p>Ask Croakus Pokus to make the Sleeping Potion</p>	 
<p>Goblin camp</p> <p>XP 900 EARTH SYMBOL 6 GOBLIN KEY CAGE 1</p>	<p>Pour the Sleeping Potion into the Cauldrons and check the pockets</p>	
<p>Goblin's pot</p> <p>XP 900 BRICKS 4 VITAMINS 5</p>	<p>Set McManus free</p>	
<p>Ancient manuscript</p> <p>XP 100 BOTTLE 2 GRIMOIRE 5</p>	<p>Defeat the Gray Wolves</p> <p>Replace evil spells with good ones</p>	 
<p>Fruits of efforts</p> <p>FIRE SALT 1 GOBLIN COIN 1 COIN OF SPRING 1</p>	<p>Take the reward home</p>	
Toothy Hole (pocket land)		
<p>Toothy Hole</p> <p>XP 1000 BOOK 3 GOBLIN COIN 1</p>	<p>Travel to the Toothy Hole</p>	
	<p>Take the reward home</p>	
Knick-Knack Woods (dungeons)		
<p>Enchanted forest</p> <p>XP 900 VELVET 1 GAUNTLET 2</p>	<p>Travel to the Knick-Knack Woods</p>	
<p>Enchanted forest</p> <p>XP 1000 AMBER 5 INKWELL 5</p>	<p>Find all the mirror shards</p> <p>Fully upgrade the Miraculous Mirror</p> <p>Bring all the Bear Cubs home</p>	  
<p>Enchanted forest</p> <p>XP 1000 RAINBOW 5 GLOVES 5</p>	<p>Go to the next level</p>	

	Take the Arrows from the Frogs	
	Bring the knights down to earth	
Enchanted forest XP 1000 EMERALD 5 BOTTLE 5	Go to the next level	
	Take the Bottomless Chalice from the Skeletons	
	Remove all the Anti-Spell Spheres	


Toothy Hole tasks

Get some Fluorescent Mushrooms	Get some Wolf's Bane	Make the Goblin Potion
		
Fix the Stage	Light a Big Bonfire	Gather all Purple Crystals
		
Light the Candles	Restore the Goblin Altars	Catch all the Bats
		
Activate the Magic Tiles	Place the Magic Tiles next to McManus	Defeat Roderigo and the Bandits
		
Solve the Goblins' riddles	Find and clean the Stream Fragments	Place the Stream Fragments in the right order (click on the Water Source to check)
		
Final rewards for finishing these tasks		
CAVE ALTAR (clickable) x1	CAVE STONE x 1	MEDIUM BOMB x1
		

		
--	--	--

Items

Name	Description	Icon
Mirror Shard	Trade for it with the Phoenix.	
Goblin Coins	Obtained from Precious Deposits.	
Music Fruit	Obtained from Music Trees.	
Spell	Ask Croakus Pokus to make it.	
Mill Key	Found in Haystacks.	
Cage Key	Found by checking Goblins' pockets.	
Royal Errands	Obtained from Hurricanes.	
Sword	Obtained from the Stone.	
Sleeping Potion	Ask Croakus Pokus to make it.	
Fluorescent Mushrooms	Obtained from Glowing Mushrooms.	
Wolf's Bane	Obtained from Aconite Bushes.	
Goblin Potion	Ask Goblin Diamond to make it.	

Arrow	Take it from the Frog.	
Cave Stone	The more Cave Stones you collect, the better the rewards will be! You can find them by completing tasks in the Goblin Gorge, Toothy Hole, and Knick-Knack Woods.	